

**TURLOCK  
POLICE  
DEPARTMENT**

**2022**

---

**USE OF FORCE REPORT**

Jason Hedden  
Chief of Police



The Turlock Police Department is a professional law enforcement agency that is committed to public service and public safety. The mission statement of the Turlock Police Department is as follows:



***“As Police Professionals,  
We Commit Ourselves to  
Public Safety, Service and Excellence”***

As dedicated public servants we will strive: for the continual pursuit of justice; for fair and equal application of the law; to treat all persons with dignity and respect, and conduct ourselves in accordance with the Law Enforcement Code of Ethics; for innovative and effective management of our resources; responsive to community needs; to create and maintain an atmosphere that encourages community input, participation, and partnerships

Each Turlock Police Officer subscribes to the Law Enforcement Code of Ethics:

*“As a Law Enforcement Officer, my fundamental duty is to serve; to safeguard lives and property; to protect the innocent against deception, the weak against oppression or intimidation, and the peaceful against violence or disorder; and to respect the Constitutional rights of all to liberty, equality and justice.*

*I will keep my private life unsullied as an example to all; maintain courageous calm in the face of danger, scorn, or ridicule; develop self-restraint; and be constantly mindful of the welfare of others. Honest in thought and deed in both my personal and official life, I will be exemplary in obeying the laws of the land and the regulations of my department. Whatever I see or hear of a confidential nature or that is confided to me in my official capacity will be kept ever secret unless revelation is necessary in the performance of my duty.*

*I will never act officiously or permit personal feelings, prejudices, animosities or friendships to influence my decisions. With no compromise for crime and with relentless prosecution of criminals, I will enforce the law courteously and appropriately without fear or favor, malice or ill will, never employing unnecessary force or violence and never accepting gratuities.*

*I recognize the badge of my office as a symbol of public faith, and I accept it as a public trust to be held so long as I am true to the ethics of the police service. I will constantly strive to achieve those objectives and ideals, dedicating myself before God to my chosen profession...law enforcement.”*

# GENERAL INFORMATION

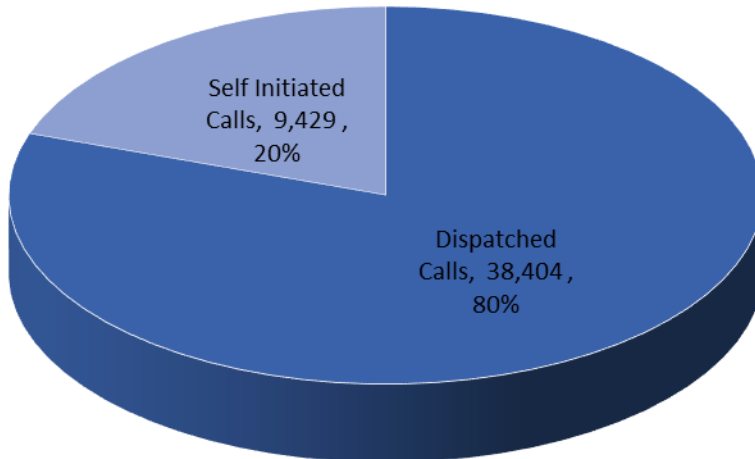
The City of Turlock is located in the Central Valley of California in Stanislaus County. It is managed utilizing the Council-Manager form of government. The Turlock City Council is a legislative body which provides policy direction to the City Manager who is responsible for administering City operations.

The City of Turlock serves a population of nearly 71,531 and is managed by nine (9) directors. The directors work collectively to accomplish the City’s mission through the use of the City of Turlock’s Strategic Plan. The Chief of Police, Jason Hedden, is one (1) of the nine (9) directors in the City of Turlock.

The Turlock Police Department recorded more than 47,833 incidents during the 2022 calendar year. Of those 47,883 incidents, 38,404 were dispatched calls for service and 9,429 were self-initiated. During 2022, a total of 2,591 arrests were made. Of those arrests, 2,487 were adults and 104 were juveniles.

It is important to note that the statistics in the chart below refer to calls dispatched and self-initiated incidents. They do not necessarily represent the numbers of police reports or the final dispositions of the incidents. They simply represent the number of incidents and the type of incidents as they were initially reported.

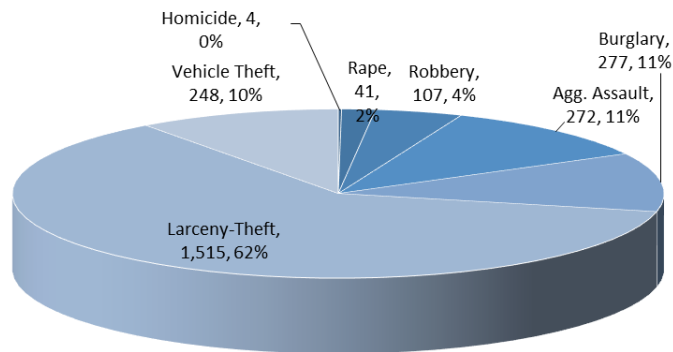
**2022 Police Incidents**



# PART ONE CRIMES

The Turlock Police Department filed 8,823 police reports in the 2022 calendar year. Of those 8,823 police reports, 2,464 were classified as Part One Crimes, as indicated in the chart below. It should be noted that the Turlock Police Department collected and reported summary data for Part One Crimes from January 1, 2022 through August 31, 2022. On September 1, 2022, the Turlock Police Department began collecting and reporting data using National Incident - Based Reporting System (NIBRS), which was implemented by the FBI to improve the overall quality and quantity of crime data collected by law enforcement agencies.

The following is a visual representation of the categories of Part One Crimes reported in the City of Turlock during the 2022 calendar year:



The following chart provides a more detailed breakdown of the Part One Crimes reported in the City of Turlock during the 2022 calendar year:

| Crime              | Jan        | Feb        | Mar        | Apr        | May        | Jun        | Jul        | Aug        | Sep        | Oct        | Nov        | Dec        | Total Year   | Crime Rate per 1,000 |
|--------------------|------------|------------|------------|------------|------------|------------|------------|------------|------------|------------|------------|------------|--------------|----------------------|
| Homicide           | 0          | 0          | 1          | 1          | 0          | 0          | 0          | 0          | 1          | 0          | 0          | 1          | 4            | 0.06                 |
| Rape               | 4          | 5          | 2          | 2          | 4          | 4          | 4          | 3          | 3          | 3          | 5          | 2          | 41           | 0.57                 |
| Robbery            | 13         | 9          | 5          | 8          | 6          | 6          | 6          | 6          | 10         | 10         | 14         | 14         | 107          | 1.50                 |
| Aggravated Assault | 20         | 29         | 27         | 21         | 13         | 22         | 30         | 26         | 20         | 26         | 11         | 27         | 272          | 3.80                 |
| Burglary           | 36         | 23         | 19         | 23         | 14         | 17         | 25         | 36         | 19         | 18         | 31         | 16         | 277          | 3.87                 |
| Larceny-Theft      | 213        | 185        | 139        | 109        | 118        | 136        | 148        | 103        | 94         | 108        | 95         | 67         | 1,515        | 21.18                |
| Vehicle Theft      | 23         | 12         | 14         | 25         | 18         | 26         | 27         | 16         | 33         | 25         | 17         | 12         | 248          | 3.47                 |
| <b>TOTAL</b>       | <b>309</b> | <b>263</b> | <b>207</b> | <b>189</b> | <b>173</b> | <b>211</b> | <b>240</b> | <b>190</b> | <b>180</b> | <b>190</b> | <b>173</b> | <b>139</b> | <b>2,464</b> | <b>34.45</b>         |

# USE OF FORCE

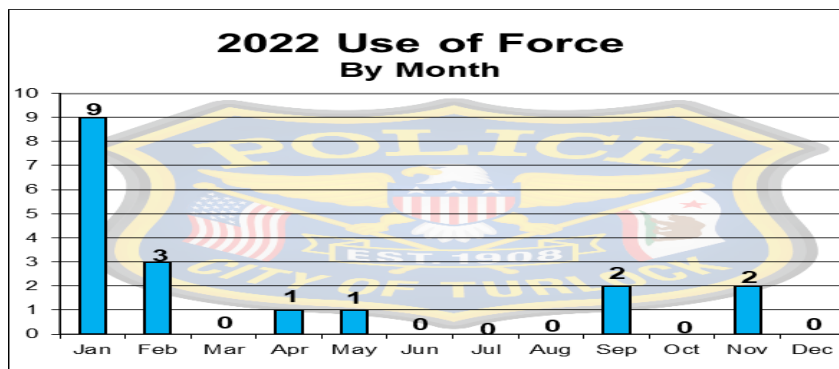
The Turlock Police Department understands that the use of force is a serious responsibility. Turlock Police Officers are provided with guidelines on the reasonable use of force. These guidelines are detailed in the Turlock Police Use of Force Policy. Additionally, the Turlock Police Department has provided non-mandated and mandated training regarding use of force to be in compliance with recent changes in law in 2019 and 2020. Changes in law for 2021, added further additional training hours in the area of use of force and strategic communications, which officers received in 2022.

The use of force by law enforcement personnel is a matter of critical concern both to the public and to the law enforcement community. Turlock Police Officers are involved, on a daily basis, in numerous and various human encounters and, when warranted, may use force in carrying out their duties. Turlock Police Officers must have an understanding of, and true appreciation for, the limitations of their authority. This is especially true with respect to officers overcoming resistance while engaged in the performance of their duties.

The Turlock Police Department recognizes and respects the value of all human life and dignity without prejudice to anyone. It is also understood that vesting officers with the authority to use reasonable force and protect the public welfare requires a careful balancing of all human interests.

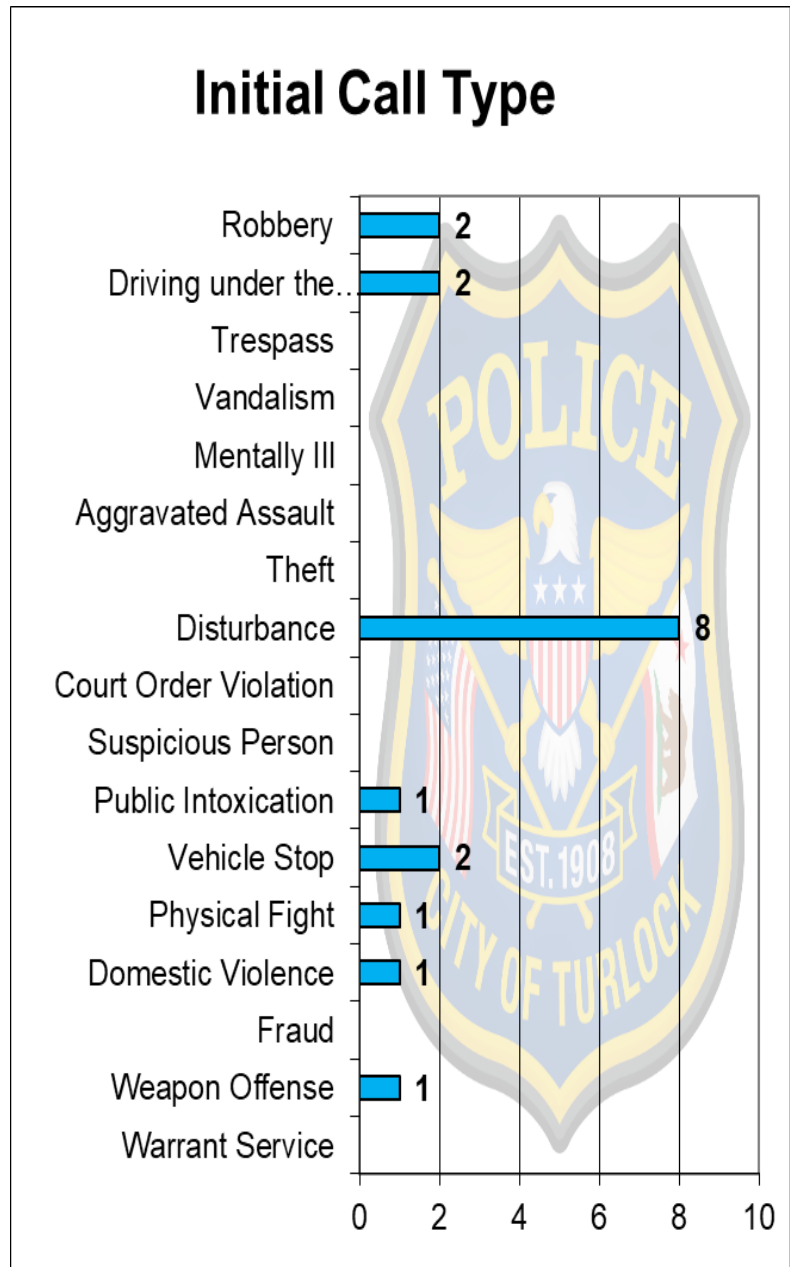
When force is used by a Turlock Police Officer, a comprehensive review/report is conducted by the shift supervisor and is forwarded via the Chain of Command to the Chief of Police. This report includes the steps the supervisor took to determine if the force used was within law and policy. The supervisor conducts an interview with the individual(s) in which force was used, interviews witnesses to the actions of officers, ensures proper medical treatment and clearance has been conducted and reviews the Body Worn Camera (BWC) footage of the incident. Reportable uses of force are physical techniques or tactics which result in an injury or complaint of pain, use of chemical agents, or use of less lethal weapons or firearm on another person.

The Turlock Police Department used force in eighteen (18) separate incidents during the 2022 calendar year, with an average of one point five (1.5) uses of force per month. The following is a visual representation of the uses of force categorized by month:



## USE OF FORCE BY INITIAL CALL TYPE

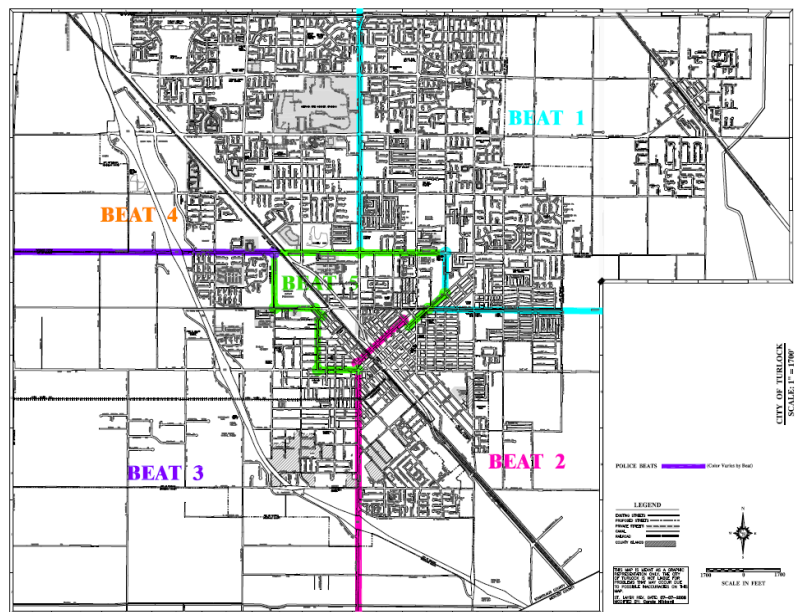
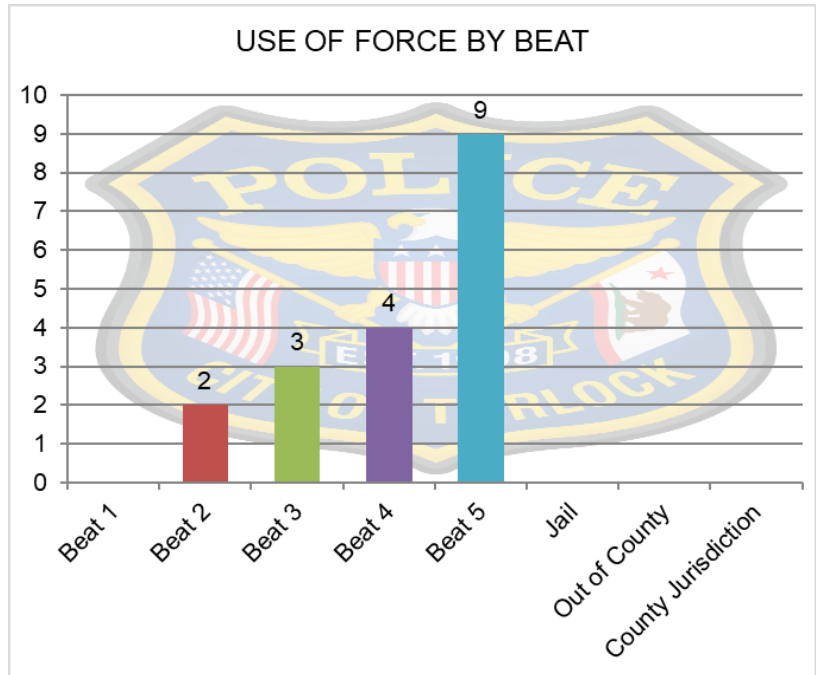
In 2022, the most common type of call resulting in the use of force involved disturbances, wherein force was used during eight (8) separate incidents.



## USE OF FORCE BY BEAT

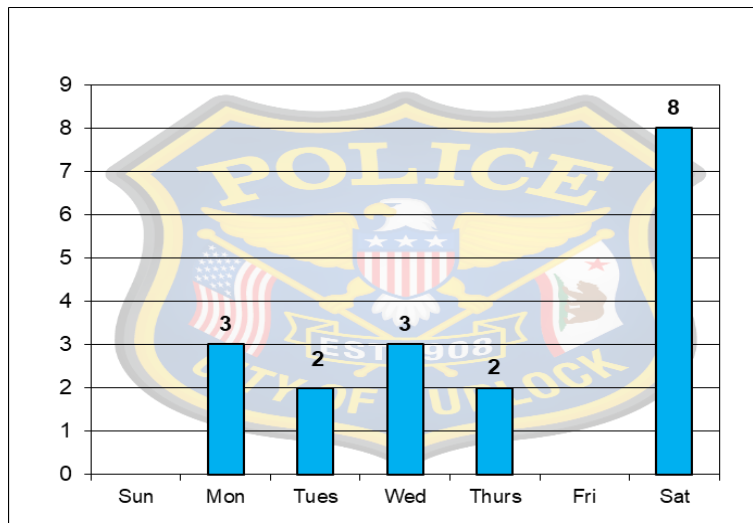
The city is divided into five (5) beats, all of which are individually assigned to an officer as their patrol location for each shift. In addition to uses of force which may occur within these designated locations, officers may find themselves outside the city limits when the use of force may be necessary to gain compliance. Examples of these locations are the Stanislaus County Jail, hospitals outside the city limit, and other locations outside the city limits of Turlock.

In 2022, Beat Five had nine (9) uses of force which accounted for 50% of all uses of force within the city. The remaining 50% of all uses of force occurred within Beat 4, which had four (4) incidents (22.2 %) where force was necessary, Beat 3 which had three (3) use of force incidents (16.6%), and Beat 2 which saw force used two (2) times (11.1%).

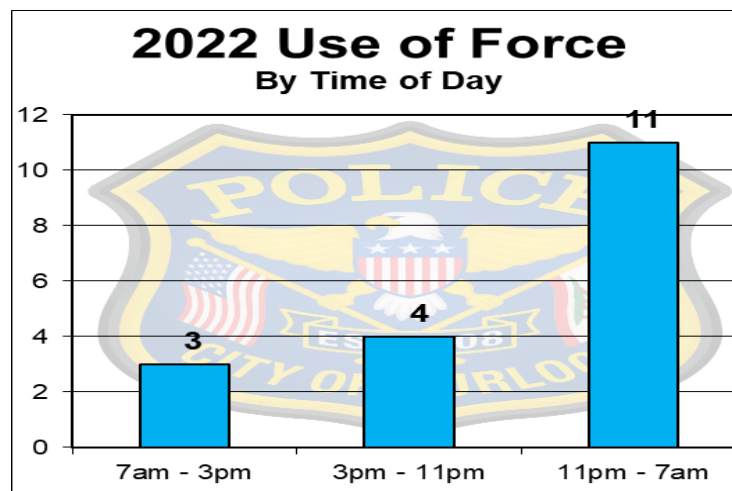


## USE OF FORCE BY DAY OF WEEK

Each use of force incident was identified by the day of the week in which it occurred. In 2022, Saturday had the most uses of force, with eight (8) incidents (44.4%), followed by Monday and Wednesday with three (3) incidents each (16.6%), Tuesdays and Thursdays with two (2) incidents each (11.1%). The days with the least uses of force were Sunday and Friday, with zero (0)% incidents.



## USE OF FORCE BY TIME OF DAY

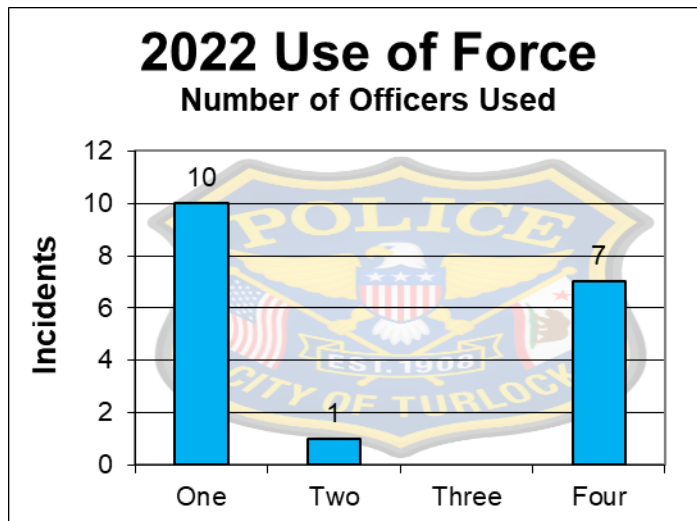


Each use of force incident was identified by the time of day in which it occurred. In 2022, between the hours of 7:00 a.m. to 3:00 p.m., 3:00 p.m. to 11:00 p.m., and 11:00 p.m. to 7:00 a.m., Turlock Police Officers used force the most between 11:00 p.m. to 7:00 a.m. with eleven (11) occasions (61.1%).

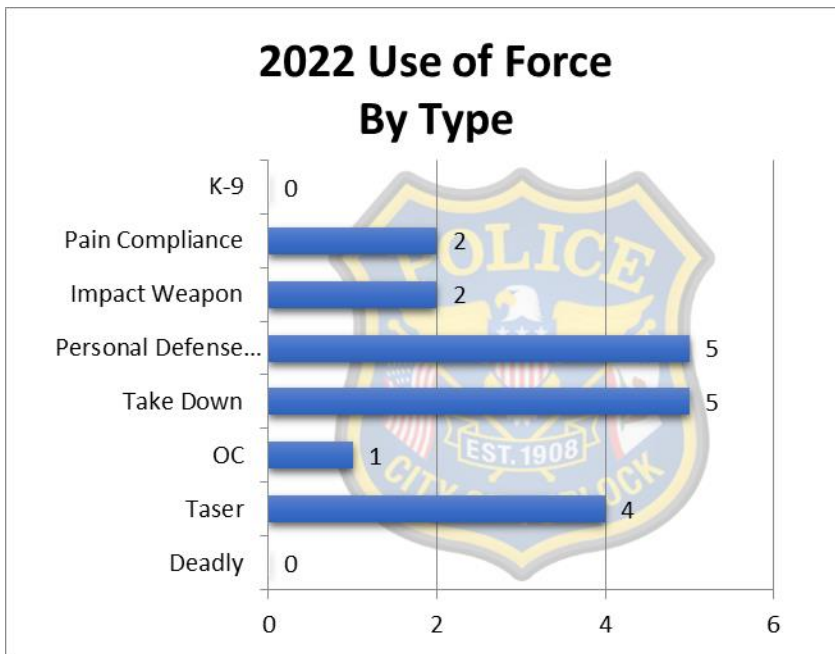


## USE OF FORCE BY NUMBER OF OFFICERS INVOLVED

When force is used, gaining compliance with a suspect can sometimes require more than an individual officer to intervene. In 2022, a single officer was involved in the use of force in ten (10) incidents (55.5%), two (2) officers were involved in one (1) incident (5.5%), and four (4) or more officers were used in seven (7) incidents (38.8%).

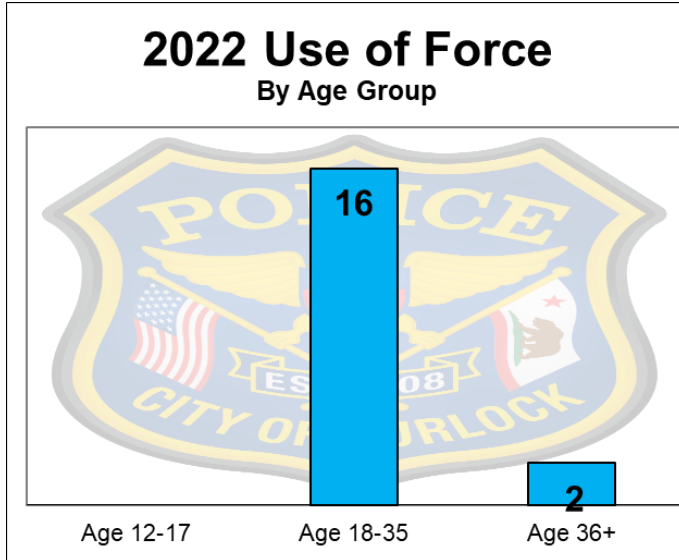


## USE OF FORCE BY TYPE



Turlock Police Officers are trained to use the lowest level of force that reasonably appears necessary given the facts and circumstances known to the officer at the time force is used. For 2022, the most commonly used type of force by an officer was the use of a Take down and Personal Defense Weapons which was five (5) times for each (27.7%). More than one (1) type of use of force could be used in each individual incident as deemed necessary to overcome resistance, which explains why the total number of nineteen (19) types of force used is higher than the total number of eighteen (18) reports of use of force for 2022.

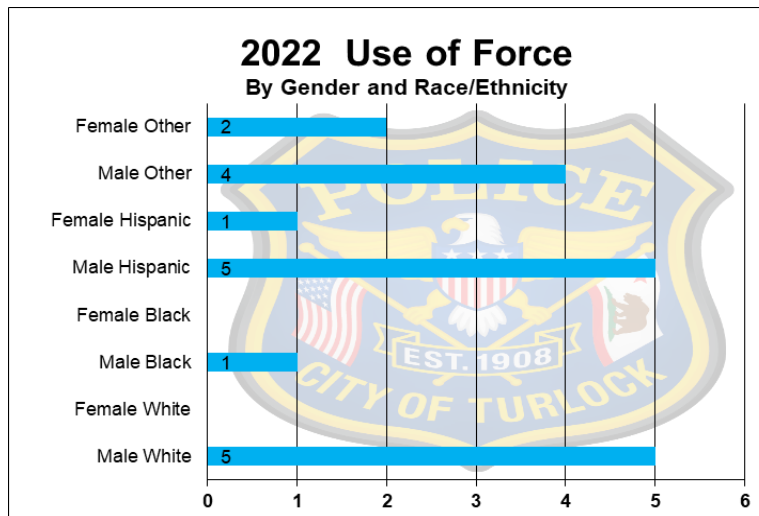
## USE OF FORCE BY AGE GROUP



The 2022 data was analyzed to determine the use of force according to age of the suspect. The data was categorized into three age groups to determine the most frequent age group in which use of force was necessary. In 2022, the age group of 18 – 35 years old was the most frequent with sixteen (16) incidents (88.8%) of force being necessary to overcome resistance or gain compliance.

## USE OF FORCE BY GENDER AND RACE/ETHNICITY

The data was also analyzed to determine the uses of force according to the suspect’s gender and race/ethnicity. Uses of force were categorized into four (4) groups of races or ethnicities including White, Black, Hispanic and Other. In 2022, force was used most frequently on White and Hispanic male suspects, with five (5) incidents (27.7%) each. Male Other accounted for four (4) incidents (22.2%).



## **2022 Use of Force Summary**

- Turlock Police Department recorded more than 47,833 incidents.
- Turlock Police Department wrote 8,823 police reports.
- Turlock Police Officers made 2,591 arrests.
- Force was used in 18 individual incidents.
- The ratio of arrests to use of force was 143.94 to 1.
  - 0.694% of total arrests
- The ratio of police reports to use of force was 490.17 to 1.
  - 0.204% of total police reports
- The ratio of total incidents to use of force was 2,657.39 to 1.
  - 0.037% of total incidents
- Force was used most frequently during the month of January with nine (9) incidents (50%).
- Force was not used during the months of March, June, July, August, October and December.
- Force was used most frequently when responding to a call involving a Disturbance (44.4%).
- Force was used most frequently on Saturday, with eight incidents (44.4%).
- Force was used the least on Sundays and Fridays with zero (0) incidents occurring.
- Force was used most frequently between the hours of 11:00 p.m. – 7:00 a.m., with eleven (11) incidents (61.1%).
- When force was used, a single officer used force in ten (10) incidents (55.5%).
- The use of a Take Down and Personal Defense Weapons were the most frequent types of force used with five (5) incidents (27.7%) each.
- Force was used most frequently in the age group of 18-35 years of age with sixteen (16) incidents (88.8%).
- Force was used most frequently on White and Hispanic male adults with five (5) incidents (27.7%) each.
- No deadly force was used during the 2022 calendar year.