City Council Meeting Agenda

Amendment No. 1
8/12/2024

August 13, 2024
6:00 PM
City of Turlock Yosemite Room
156 S. Broadway, Turlock, California

Mayor
Amy Bublak

Council Members

Kevin Bixel
Cassandra Abram
Rebecka Monez
Pam Franco (Vice Mayor)

City Manager
Reagan M. Wilson
City Clerk
Julie Christel
City Attorney
George A. Petrulakis

SPEAKER CARDS: To accommodate those wishing to address the Council and allow for staff follow-up, speaker cards are available for any agendized topic or any other topic delivered under Public Comment. Please fill out and provide the Comment Card to the City Clerk or Police Officer.

NOTICE REGARDING NON-ENGLISH SPEAKERS: The Turlock City Council meetings are conducted in English and translation to other languages is not provided. Please make arrangements for an interpreter if necessary.

EQUAL ACCESS POLICY: If you have a disability which affects your access to public facilities or services, please contact the City Clerk's Office at (209) 668-5540. The City is committed to taking all reasonable measures to provide access to its facilities and services. Please allow sufficient time for the City to process and respond to your request.

NOTICE: Pursuant to California Government Code Section 54954.3, any member of the public may directly address the City Council on any item appearing on the agenda, including Consent Calendar and Public Hearing items, before or during the City Council's consideration of the item. Members of the public will be allowed three (3) minutes for comments.

AGENDA PACKETS: Prior to the City Council meeting, a complete Agenda Packet is available for review on the City's website at www.cityofturlock.org and in the City Clerk's Office at 156 S. Broadway, Suite 230, Turlock, during normal business hours. Materials related to an item on this Agenda submitted to the Council after distribution of the Agenda Packet are also available for public inspection in the City Clerk's Office. Such documents may be available on the City's website subject to staff's ability to post the documents before the meeting.

1. **CALL TO ORDER**
2. **SALUTE TO THE FLAG**
3. **ROLL CALL AND DECLARATION OF CONFLICTS**
4. **APPROVAL OF AGENDA AS POSTED OR AMENDED**

This is the time for the City Council to remove items from the agenda or to change the order of the agenda. Matters may be taken up out of order of the established agenda by a four-fifths vote of the City Council.

5. **PROCLAMATIONS, RECOGNITIONS, APPOINTMENTS, ANNOUNCEMENTS, PRESENTATIONS, AND BRIEFINGS**

A. Presentation - Certificates of Appreciation - Bay Valley Tech Interns

6. **PUBLIC PARTICIPATION**

Pursuant to California Government Code Section 54954.3(a), this is the time set aside for members of the public to directly address the City Council on any item of interest to the public that is within the subject matter jurisdiction of the City Council and to address the Council on any item on tonight's agenda, including Consent Calendar items. You will be allowed three (3) minutes for your comments. If you wish to speak regarding an item on the agenda, you may be asked to defer your remarks until the Council addresses the matter. Pursuant to California Government Code Section 54954.2(a)(3), no action or discussion may be undertaken on any item not appearing on the posted agenda, except that the City Council, or its staff, may briefly respond to comments or questions from members of the public, provide a reference to staff or other resources for factual information, or direct staff to place the issue on a future agenda.

7. **CONSENT CALENDAR**

Information concerning the consent items listed hereinbelow has been forwarded to each Councilmember prior to this meeting for study. Unless the Mayor, a Councilmember or member of the audience has questions concerning the Consent Calendar, the items are approved at one time by the Council. The action taken by the Council in approving the consent items is set forth in the explanation of the individual items.

A. Motion: Accepting the Weekly demands of July 12, 2024 through July 18, 2024 in the amount of $3,426,825.17, July 19, 2024 through July 25, 2024 in the amount of $1,784,019.48, July 26, 2024 through August 1, 2024 in the amount of $3,852,466.78, AP EFT May 2024 in the amount of $803,866.93, Payroll EFT April 2024 in the amount of $2,074,563.18, and Investment and Cash Report for June 2024.

B. Motion: Accepting the Minutes of the July 23, 2024 Regular City Council meeting, and the Minutes of the August 5, 2024 Special City Council meeting

C. Motion: Waiving Reading of All Ordinances on the Agenda, Except by Title

D. Resolution 2024-XXX: Awarding Request for Proposal (RFP) No. 24-006 and approving Agreement No. 2025-17 with Wastewater Solids Management, Inc. for digester cleaning services for the Municipal Services Department for a period of three (3) years, in an annual compensation amount not to exceed $150,000, and a total compensation amount not to exceed $450,000 over the three (3) year term, to be expensed from Fund 410 "Water Quality Control" account number 410-51-534.43096 "Clean Digester" (Fisher)

E. Resolution 2024-XXX: Affirming the Community Events and Activities Grant Awards totaling $30,000.00 funded by Fund 120 “Tourism” account number 120-10-120.47315 “Community Grant Program” (Vargas)

F. Resolution 2024-XXX: Approving the establishment of a new job description for an Asset Analyst and the revision to the job description for an Administrative Analyst and amend the Turlock City Employees Association (TCEA) Salary Schedule and the Management Salary Schedule effective August 13, 2024 (Dhami)

G. Motion: Pursuant to Public Contract Code 22050(c)(2), reaffirming the determination made by the City Manager in response to the emergency created by the inoperative computer room air conditioning units at the Public Safety Facility and finding that the emergency will not permit a delay resulting from a competitive solicitation for bids (Fisher)

8. **FINAL READINGS**

9. **PUBLIC HEARINGS**

A. Approving the Engineer’s Report for Fiscal Year 2024-2025 for all Landscaping and Lighting Assessment Districts and all Street Maintenance Benefit Assessment Areas in the City of Turlock, and Confirming diagrams, assessments, and ordering the levying and collection of assessments as originally proposed for Fiscal Year 2024-2025 for all Landscaping and Lighting Assessment Districts Exhibit A and all Street Maintenance Benefit Assessment Areas Exhibit B in the City of Turlock pursuant to Resolution No. 97-128 (Morris)

Recommended Action:
Resolution 2024-XXX: Approving the Engineer’s Report for Fiscal Year 2024-2025 for all Landscaping and Lighting Assessment Districts and all Street Maintenance Benefit Assessment Areas in the City of Turlock

Resolution 2024-XXX: Confirming diagrams, assessments, and ordering the levying and collection of assessments as originally proposed for Fiscal Year 2024-2025 for all Landscaping and Lighting Assessment Districts Exhibit A and all Street Maintenance Benefit Assessment Areas Exhibit B in the City of Turlock pursuant to Resolution No. 97-128

10. **ACTION ITEMS**

A. Approve Measure A Expenditure Policy to establish guidelines on the use of three-quarter (3/4) cent transactions and use (sales) tax and how these funds shall be spent (Moreno)

Recommended Action: Motion: Approve Measure A Expenditure Policy to establish guidelines on the use of three-quarter (3/4) cent transactions and use (sales) tax and how these funds shall be spent

B. Authorize Staff to allocate $5.0 million to CalPERS Unfunded Accrued Liability (UAL) from the Fiscal Year 2022-2023 General Fund Reserve Surplus (Moreno)

Recommended Action: Motion: Authorize Staff to allocate $5.0 million to CalPERS Unfunded Accrued Liability (UAL) from the Fiscal Year 2022-2023 General Fund Reserve Surplus

C. Finding and declaring that the real property owned by the City of Turlock located at 901 High Street, Turlock California, Stanislaus County (APN 050-003-024), is no longer necessary for the City's use and is exempt surplus land as defined in California Government Code section 54221(f)(1)(B) based upon the true and correct written findings found in this Resolution, and authorizes the City Manager or designee to send the exemption determination to the California Department of Housing and Community Development and to take any other necessary actions to comply with the requirements of the Surplus Land Act; Finding and declaring that the real property owned by the City of Turlock located at 829 & 831 Vermont Avenue, Turlock California, Stanislaus County (APN 050-035-011), is no longer necessary for the City's use and is exempt surplus land as defined in California Government Code section 54221(f)(1)(B) based upon the true and correct written findings found in this Resolution, and authorizes the City Manager or designee to send the exemption determination to the California Department of Housing and Community Development and to take any other necessary actions to comply with the requirements of the Surplus Land Act; Finding and declaring that the real property owned by the City of Turlock located at 1205 Lambert Way, Turlock California, Stanislaus County (APN 061-040-013), is no longer necessary for the City's use and is exempt surplus land as defined in California Government Code section 54221(f)(1)(B) based upon the true and correct written findings found in this Resolution, and authorizes the City Manager or designee to send the exemption determination to the California Department of Housing and Community Development and to take any other necessary actions to comply with the requirements of the Surplus Land Act.(Figueroa)

Recommend Action:
Resolution 2024-XXX: Finding and declaring that the real property owned by the City of Turlock located at 901 High Street, Turlock California, Stanislaus County (APN 050-003-024), is no longer necessary for the City's use and is exempt surplus land as defined in California Government Code section 54221(f)(1)(B) based upon the true and correct written findings found in this Resolution, and authorizes the City Manager or designee to send the exemption determination to the California Department of Housing and Community Development and to take any other necessary actions to comply with the requirements of the Surplus Land Act

Resolution 2024-XXX: Finding and declaring that the real property owned by the City of Turlock located at 829 & 831 Vermont Avenue, Turlock California, Stanislaus County (APN 050-035-011), is no longer necessary for the City's use and is exempt surplus land as defined in California Government Code section 54221(f)(1)(B) based upon the true and correct written findings found in this Resolution, and authorizes the City Manager or designee to send the exemption determination to the California Department of Housing and Community Development and to take any other necessary actions to comply with the requirements of the Surplus Land Act

Resolution 2024-XXX: Finding and declaring that the real property owned by the City of Turlock located at 1205 Lambert Way, Turlock California, Stanislaus County (APN 061-040-013), is no longer necessary for the City's use and is exempt surplus land as defined in California Government Code section 54221(f)(1)(B) based upon the true and correct written findings found in this Resolution, and authorizes the City Manager or designee to send the exemption determination to the California Department of Housing and Community Development and to take any other necessary actions to comply with the requirements of the Surplus Land Act

D. Finding and declaring that the real property owned by the City of Turlock located at 140 S. First Street, Turlock, California, Stanislaus County (APN 061-016-031) is no longer necessary for the City's use and is exempt surplus land as defined in California Government Code section 54221(f)(1)(B) based upon the true and correct written findings found in this Resolution, and authorizes the City Manager or designee to send the exemption determination to the California Department of Housing and Community Development and to take any other necessary actions to comply with the requirements of the Surplus Land Act (Sims)

Recommended Action: Resolution 2024-XXX: Finding and declaring that the real property owned by the City of Turlock located at 140 S. First Street, Turlock, California, Stanislaus County (APN 061-016-031) is no longer necessary for the City's use and is exempt surplus land as defined in California Government Code section 54221(f)(1)(B) based upon the true and correct written findings found in this Resolution, and authorizes the City Manager or designee to send the exemption determination to the California Department of Housing and Community Development and to take any other necessary actions to comply with the requirements of the Surplus Land Act.

E. Authorizing staff to initiate a Proposition 218 process to adjust the City's Sewer Rates to be effective January 1, 2025 through Fiscal Year 2029-30 (Fisher/Huff)

Recommended Action: Motion: Authorizing staff to initiate a Proposition 218 process to adjust the City's Sewer Rates to be effective January 1, 2025 through Fiscal Year 2029-30

F. Approving the updated five-year Capital Improvement Program (CIP) for the City of Turlock for Fiscal Years 2024-25 through 2028-29 (Morris)

Recommended Action: Resolution 2024-XXX: Approving the updated five-year Capital Improvement Program (CIP) for the City of Turlock for Fiscal Years 2024-25 through 2028-29

11. **CITY MANAGER REPORTS/UPDATES**

City Manager reports/updates are provided for informational purposes only and no action or discussion may be undertaken. The City Manager may direct department heads to provide reports/updates at the City Manager's request.

A. Monthly Department Reports

Amended Item moved from 5B

B. Update: 1617 Colorado Avenue

12. **COUNCILMEMBER COMMENTS**

Councilmembers may ask questions, provide comments, and make brief announcements on notable topics of interest. The Brown Act does not allow discussion or action by the legislative body.

13. **COUNCILMEMBER ANNOUNCEMENTS**

Councilmembers may ask questions, provide comments, and make brief announcements on notable topics of interest. The Brown Act does not allow discussion or action by the legislative body.

14. **CLOSED SESSION**

A. Conference with Labor Negotiators, Cal. Gov't Code §54957.6(a)*"Notwithstanding any other provision of law, a legislative body of a local agency may hold closed sessions with the local agency's designated representatives regarding the salaries, salary schedules, or compensation paid in the form of fringe benefits of its represented and unrepresented employees, and, for represented employees, any other matter within the statutorily provided scope of representation."*
Agency Designated Representative: Deputy City Manager Sarah Eddy
Employee Organization: Turlock City Employees Association
Employee Organization: Turlock Firefighters Association-Local 2434
Employee Organization: Turlock Management Association-Public Safety
Unrepresented Groups: Turlock Management and Confidential Employees

15. **REPORTS FROM CLOSED SESSION**

16. **ADJOURNMENT**

Agenda Item 5A

Certificate of Appreciation

Bay Valley Tech Interns

Item moved to 11B

City of Turlock

Payment Register

From Payment Date: 7/12/2024 - To Payment Date: 7/18/2024

Number	Date	Status	Void Reason	Reconciled/ Voided Date	Source	Payee Name	Transaction Amount	Reconciled Amount	Difference
AP - Accounts Payable									
Check									
144084	07/17/2024	Open			Licensing Refund	NUTCHER FARM EQUIPMENT INC	$2,793.00		
	Licensee Type			Licensee Number		Transaction Date	Transaction Type		
	BUSINESS			2728		07/17/2024	REFUND		
	Paying Fund			Cash Account			Amount		
	110 - General Fund			110.11000 (Cash)			$2,793.00		
144085	07/18/2024	Open			Accounts Payable	AIRGAS NCN	$1,708.41		
	Invoice		Date	Description			Amount		
	9150805165		06/12/2024	PURGE DIGESTER LINE			$166.53		
	5509277090		06/30/2024	CYLINDER RENTAL			$1,475.96		
	5509277091		06/30/2024	CYLINDER RENTAL LARGE HELIUM			$65.92		
	Paying Fund			Cash Account			Amount		
	410 - WATER QUALITY CONTROL (WQC)			410.11000 (Cash)			$1,708.41		
144086	07/18/2024	Open			Accounts Payable	ALLEGIANCE INDUSTRIAL SUPPLY, LLC	$1,996.42		
	Invoice		Date	Description			Amount		
	INV2807		06/17/2024	SHIPPING & RECEIVING GENERAL SUPPLIES			$92.55		
	INV2559		05/15/2024	SHIPPING & RECEIVING GENERAL SUPPLIES			$566.15		
	INV2991		07/02/2024	ALLEGIANCE - JANITORIAL SUPPLIES			$551.25		
	INV3044		07/10/2024	ALLEGIANCE - JANITORIAL SUPPLIES			$786.47		
	Paying Fund			Cash Account			Amount		
	410 - WATER QUALITY CONTROL (WQC)			410.11000 (Cash)			$1,996.42		
144087	07/18/2024	Open			Accounts Payable	ASSOC RIGHT OF WAY SERV	$100.00		
	Invoice		Date	Description			Amount		
	000000022515		06/30/2024	SR02, 14-44 Intersection Improv at W Main St & Tegner Rd-6/30/			$100.00		
	Paying Fund			Cash Account			Amount		
	215 - Streets - Grant Funded Projects			215.11000 (Cash)			$100.00		
144088	07/18/2024	Open			Accounts Payable	AT&T MOBILITY	$3,495.51		
	Invoice		Date	Description			Amount		
	x06272024		06/19/2024	WIRELESS CHARGES FOR FIRE IPADS - MAY 2024			$292.37		
	7x06272024		06/19/2024	JUNE AIR CARDS			$562.59		
	06272024		06/19/2024	POLICE MAY 20 - JUN 19 2024			$2,550.57		
	X07042024		06/26/2024	UT - MIFI AND IPADS			$89.98		
	Paying Fund			Cash Account			Amount		
	110 - General Fund			110.11000 (Cash)			$3,405.53		
	420 - WATER			420.11000 (Cash)			$89.98		
144089	07/18/2024	Open			Accounts Payable	AT&T/SBC	$31.57		
	Invoice		Date	Description			Amount		
	PD 7/7/24		07/07/2024	Acct# 234 371-3447 543 0/ Police Dept			$31.57		
	Paying Fund			Cash Account			Amount		
	110 - General Fund			110.11000 (Cash)			$31.57		
144090	07/18/2024	Open			Accounts Payable	BADGER METER INC dba NATIONAL METER & AUTOMATION	$60.00		
	Invoice		Date	Description			Amount		
	80163898		06/28/2024	ORION CELLULAR JUNE 2024			$60.00		
	Paying Fund			Cash Account			Amount		

Payment Register

From Payment Date: 7/12/2024 - To Payment Date: 7/18/2024

Number	Date	Status	Void Reason	Reconciled/ Voided Date	Source	Payee Name	Transaction Amount	Reconciled Amount	Difference
	420 - WATER			420.11000 (Cash)			$60.00		
144091	07/18/2024	Open			Accounts Payable	BARNES WELDING SUPPLY	$44.79		
	Invoice		Date	Description			Amount		
	0063398145		06/12/2024	OXYGEN AND WELDING SUPPLIES			$44.79		
	Paying Fund			Cash Account			Amount		
	410 - WATER QUALITY CONTROL (WQC)			410.11000 (Cash)			$44.79		
144092	07/18/2024	Open			Accounts Payable	BARTON OVERHEAD DOOR INC	$2,049.55		
	Invoice		Date	Description			Amount		
	006002		06/21/2024	ST#31 - DOOR REPAIR			$999.55		
	006004		06/21/2024	ST#34 - SPRINGS			$1,050.00		
	Paying Fund			Cash Account			Amount		
	110 - General Fund			110.11000 (Cash)			$2,049.55		
144093	07/18/2024	Open			Accounts Payable	BAY CITY BOILER AND ENGINEERING CO., INC.	$3,610.00		
	Invoice		Date	Description			Amount		
	32007		06/25/2024	HOT WATER BOILER REPAIRS AND PREVENTATIVE MAINTENANCE SERVICES			$3,610.00		
	Paying Fund			Cash Account			Amount		
	410 - WATER QUALITY CONTROL (WQC)			410.11000 (Cash)			$3,610.00		
144094	07/18/2024	Open			Accounts Payable	CALIFORNIA PEACE OFFICER'S ASSOCIATION	$1,700.00		
	Invoice		Date	Description			Amount		
	435790		06/12/2024	DEPARTMENT MEMBERSHIP 2025			$1,700.00		
	Paying Fund			Cash Account			Amount		
	110 - General Fund			110.11000 (Cash)			$1,700.00		
144095	07/18/2024	Open			Accounts Payable	CALIFORNIA POLICE CHIEFS ASSOCIATION INC	$1,945.00		
	Invoice		Date	Description			Amount		
	6280		07/01/2024	2024-2025 CPCA DUES FOR 101-150 PERSONNEL			$1,945.00		
	Paying Fund			Cash Account			Amount		
	110 - General Fund			110.11000 (Cash)			$1,945.00		
144096	07/18/2024	Open			Accounts Payable	CAROLLO ENGINEERS	$19,877.50		
	Invoice		Date	Description			Amount		
	FB53363		06/30/2024	PROF. SVC FOR 6/30/24			$19,877.50		
	Paying Fund			Cash Account			Amount		
	420 - WATER			420.11000 (Cash)			$19,877.50		
144097	07/18/2024	Open			Accounts Payable	CENTRAL SANITARY SUPPLY dba BRADY INDUSTRIES	$1,313.67		
	Invoice		Date	Description			Amount		
	8936310		06/07/2024	JANITORIAL PAPER & CLEANING SUPPLIES			$613.15		
	8958476		06/14/2024	JANITORIAL PAPER & CLEANING SUPPLIES			$160.46		
	8979502		06/21/2024	JANITORIAL PAPER & CLEANING SUPPLIES			$27.30		
	8979503		06/21/2024	JANITORIAL PAPER & CLEANING SUPPLIES			$233.49		
	9002742		06/28/2024	JANITORIAL PAPER & CLEANING SUPPLIES			$279.27		
	Paying Fund			Cash Account			Amount		
	410 - WATER QUALITY CONTROL (WQC)			410.11000 (Cash)			$1,313.67		

Payment Register

From Payment Date: 7/12/2024 - To Payment Date: 7/18/2024

Number	Date	Status	Void Reason	Reconciled/ Voided Date	Source	Payee Name	Transaction Amount	Reconciled Amount	Difference
144098	07/18/2024	Open			Accounts Payable	CENTRAL VALLEY CONCRETE	$2,498.93		
	Invoice		Date	Description			Amount		
	247408		06/11/2024	CONCRETE BLOCKS/CRANE RENTAL			$2,498.93		
	Paying Fund			Cash Account			Amount		
	110 - General Fund			110.11000 (Cash)			$2,498.93		
144099	07/18/2024	Open			Accounts Payable	CHARTER COMMUNICATIONS	$1,193.53		
	Invoice		Date	Description			Amount		
	170075101070724		07/15/2024	170075101 / CITY HALL (TV Service) 156 S Broadway #112			$298.86		
	170078401070124		07/01/2024	170078401 / D. LEWIS 2014 Independence Dr. Admin Internet			$84.98		
	170074001070124		07/01/2024	170074001 / WQC 901 S Walnut Rd			$99.98		
	170078701070124		07/01/2024	170078701 / L. MACHADO 4304 Arcadian Dr IT Internet			$89.99		
	170073601070124		07/01/2024	170073601 / PSF TV & INTERNET 244 N Broadway			$619.72		
	Paying Fund			Cash Account			Amount		
	110 - General Fund			110.11000 (Cash)			$763.57		
	410 - WATER QUALITY CONTROL (WQC)			410.11000 (Cash)			$88.18		
	420 - WATER			420.11000 (Cash)			$88.18		
	501 - Information Technology			501.11000 (Cash)			$253.60		
144100	07/18/2024	Open			Accounts Payable	CINCINNATI LIFE INS INC	$393.52		
	Invoice		Date	Description			Amount		
	4009562538		07/15/2024	JUNE 2024 PREMIUMS			$393.52		
	Paying Fund			Cash Account			Amount		
	104 - Payroll Clearing Fund			104.11000 (Cash)			$393.52		
144101	07/18/2024	Open			Accounts Payable	CINTAS FIRST AID AND SAFETY, CINTAS CORP NO 2	$48.87		
	Invoice		Date	Description			Amount		
	5219501412		07/08/2024	First Aid Cabinet Fill			$48.87		
	Paying Fund			Cash Account			Amount		
	450 - SRWA - Operations			450.11000 (Cash)			$48.87		
144102	07/18/2024	Open			Accounts Payable	CivicPlus LLC	$7,188.00		
	Invoice		Date	Description			Amount		
	#300943		07/01/2024	Social Media ArchiveSocial - Standard Renewal 7/1/24-6/30/25			$7,188.00		
	Paying Fund			Cash Account			Amount		
	110 - General Fund			110.11000 (Cash)			$7,188.00		
144103	07/18/2024	Open			Accounts Payable	CLARK PEST CONTROL OF STOCKTON, INC	$5,658.00		
	Invoice		Date	Description			Amount		
	MW-6-24		06/30/2024	MONTHLY WEED CONTROL SERVICES - JUNE 2024			$3,873.00		
	MP-6-24		06/30/2024	MONTHLY PEST CONTROL SERVICES - JUNE 2024			$1,785.00		
	Paying Fund			Cash Account			Amount		
	110 - General Fund			110.11000 (Cash)			$430.00		
	217 - Streets - Gas Tax			217.11000 (Cash)			$303.00		
	410 - WATER QUALITY CONTROL (WQC)			410.11000 (Cash)			$3,775.00		
	416 - Recycled Water Sales			416.11000 (Cash)			$75.00		
	420 - WATER			420.11000 (Cash)			$870.00		

Payment Register

From Payment Date: 7/12/2024 - To Payment Date: 7/18/2024

Number	Date	Status	Void Reason	Reconciled/ Voided Date	Source	Payee Name	Transaction Amount	Reconciled Amount	Difference
	426 - Transit			426.11000 (Cash)			$60.00		
	505 - Fleet			505.11000 (Cash)			$145.00		
144104	07/18/2024	Open			Accounts Payable	COMMUNITY HOUSING SHELTER	$13,154.75		
	Invoice		Date	Description			Amount		
	Draw 9 FY 23-24		06/14/2024	CHSS-RENT/MORT FY23-24 For May 2024			$13,154.75		
	Paying Fund			Cash Account			Amount		
	255 - CDBG			255.11000 (Cash)			$13,154.75		
144105	07/18/2024	Open			Accounts Payable	Confluence Engineering Group LLC	$28,199.00		
	Invoice		Date	Description			Amount		
	23-0624TRLKWQSP2		06/30/2024	SURFACE WATER/GROUNDWATER INTERGRATION			$28,199.00		
	Paying Fund			Cash Account			Amount		
	420 - WATER			420.11000 (Cash)			$28,199.00		
144106	07/18/2024	Open			Accounts Payable	CULLIGAN INC	$88.50		
	Invoice		Date	Description			Amount		
	06302024		06/30/2024	ACCT #180900 De-ionized water for WQC Lab			$88.50		
	Paying Fund			Cash Account			Amount		
	420 - WATER			420.11000 (Cash)			$88.50		
144107	07/18/2024	Open			Accounts Payable	DENAIR LUMBER INC	$1,070.75		
	Invoice		Date	Description			Amount		
	2103838		06/27/2024	OSB			$1,005.65		
	2102061		06/05/2024	EXPOXY			$65.10		
	Paying Fund			Cash Account			Amount		
	110 - General Fund			110.11000 (Cash)			$1,070.75		
144108	07/18/2024	Open			Accounts Payable	DOCUSCRIPT, LLC	$939.53		
	Invoice		Date	Description			Amount		
	2618		06/30/2024	TRANSCRIPTION SERVICES FOR JUNE 2024			$939.53		
	Paying Fund			Cash Account			Amount		
	110 - General Fund			110.11000 (Cash)			$939.53		
144109	07/18/2024	Open			Accounts Payable	DON PEDRO PUMP INC	$12,756.75		
	Invoice		Date	Description			Amount		
	29942		06/28/2024	PUMP REPAIRS			$12,756.75		
	Paying Fund			Cash Account			Amount		
	420 - WATER			420.11000 (Cash)			$12,756.75		
144110	07/18/2024	Open			Accounts Payable	EDGES ELECTRICAL GROUP LLC	$696.52		
	Invoice		Date	Description			Amount		
	S6178040.001		06/25/2024	WQC SUPPLIES			$211.34		
	S6191359.001		06/30/2024	SERVICE CHARGES			$9.34		
	S6117419.001		06/30/2024	FINANCE CHARGE			$20.87		
	S6167732.001		06/30/2024	SERVICE CHARGE			$8.92		
	S6103167.001		06/30/2024	MFZ TRM10 250V MIDGET TD FUSE			$117.53		
	S6113755.001		06/30/2024	INT-MAT ELC4536 305V PHOTO CNTL			$417.49		
	S5799076.002CM		06/30/2024	CREDIT MEMO FOR SUPPLIES			($88.97)		
	Paying Fund			Cash Account			Amount		
	246 - Landscape Assessment			246.11000 (Cash)			$475.84		
	410 - WATER QUALITY CONTROL (WQC)			410.11000 (Cash)			$211.34		
	420 - WATER			420.11000 (Cash)			$9.34		

Payment Register

From Payment Date: 7/12/2024 - To Payment Date: 7/18/2024

Number	Date	Status	Void Reason	Reconciled/ Voided Date	Source	Payee Name	Transaction Amount	Reconciled Amount	Difference
144111	07/18/2024	Open			Accounts Payable	ENTERPRISE HOLDINGS LLC	$2,401.35		
	Invoice		Date	Description			Amount		
	36351521		06/30/2024	SIU RENTAL FOR JUNE 2024			$2,401.35		
	Paying Fund			Cash Account			Amount		
	110 - General Fund			110.11000 (Cash)			$2,401.35		
144112	07/18/2024	Open			Accounts Payable	EQUIFAX	$56.85		
	Invoice		Date	Description			Amount		
	2061194493		07/06/2024	EQUIFAX-CREDIT CHECK SERVICES			$56.85		
	Paying Fund			Cash Account			Amount		
	255 - CDBG			255.11000 (Cash)			$56.85		
144113	07/18/2024	Open			Accounts Payable	FAST TRACK CAR WASH, MADRUGA BROS ENT INC	$546.00		
	Invoice		Date	Description			Amount		
	29139		06/30/2024	CAR WASH SERVICES - JUNE 2024			$546.00		
	Paying Fund			Cash Account			Amount		
	110 - General Fund			110.11000 (Cash)			$504.00		
	217 - Streets - Gas Tax			217.11000 (Cash)			$3.50		
	410 - WATER QUALITY CONTROL (WQC)			410.11000 (Cash)			$21.00		
	420 - WATER			420.11000 (Cash)			$7.00		
	426 - Transit			426.11000 (Cash)			$7.00		
	450 - SRWA - Operations			450.11000 (Cash)			$3.50		
144114	07/18/2024	Open			Accounts Payable	FEDERAL EXPRESS	$17.90		
	Invoice		Date	Description			Amount		
	8-557-29299		06/30/2024	SHIPPING CHARGES FOR 6/25/24			$17.90		
	Paying Fund			Cash Account			Amount		
	426 - Transit			426.11000 (Cash)			$17.90		
144115	07/18/2024	Open			Accounts Payable	FIRST SHIELD SECURITY AND PATROL	$16,131.50		
	Invoice		Date	Description			Amount		
	5154		07/12/2024	City Hall - June 2024			$6,051.50		
	5152		06/30/2024	SRWA - Unarmed Security Services			$10,080.00		
	Paying Fund			Cash Account			Amount		
	110 - General Fund			110.11000 (Cash)			$6,051.50		
	950 - SRWA - JPA			950.11000 (Cash)			$10,080.00		
144116	07/18/2024	Open			Accounts Payable	FRANCHISE TAX BOARD	$1,256.69		
	Invoice		Date	Description			Amount		
	070624LEWIS		07/15/2024	07062024 PAYROLL WITHHOLDING			$1,256.69		
	Paying Fund			Cash Account			Amount		
	104 - Payroll Clearing Fund			104.11000 (Cash)			$1,256.69		
144117	07/18/2024	Open			Accounts Payable	FRANCHISE TAX BOARD	$3,042.83		
	Invoice		Date	Description			Amount		
	070624WILSON		07/15/2024	07062024 PAYROLL WITHHOLDING			$3,042.83		
	Paying Fund			Cash Account			Amount		
	104 - Payroll Clearing Fund			104.11000 (Cash)			$3,042.83		
144118	07/18/2024	Open			Accounts Payable	FRANCHISE TAX BOARD	$608.84		
	Invoice		Date	Description			Amount		
	070624MEDRANO		07/15/2024	07062024 PAYROLL WITHHOLDING			$608.84		

Payment Register

From Payment Date: 7/12/2024 - To Payment Date: 7/18/2024

Number	Date	Status	Void Reason	Reconciled/ Voided Date	Source	Payee Name	Transaction Amount	Reconciled Amount	Difference
	Paying Fund			Cash Account			Amount		
	104 - Payroll Clearing Fund			104.11000 (Cash)			$608.84		
144119	07/18/2024	Open			Accounts Payable	FRESNO TRUCK CENTER DBA KEYES TRUCK CENTER	$109.71		
	Invoice		Date	Description			Amount		
	FO 14086649		07/09/2024	014F/A06-40578-000 LAMP-MARKERLEDM2			$109.71		
	Paying Fund			Cash Account			Amount		
	410 - WATER QUALITY CONTROL (WQC)			410.11000 (Cash)			$109.71		
144120	07/18/2024	Open			Accounts Payable	GARTON TRACTOR INC	$501.44		
	Invoice		Date	Description			Amount		
	P4402001		07/01/2024	repair parts			$501.44		
	Paying Fund			Cash Account			Amount		
	410 - WATER QUALITY CONTROL (WQC)			410.11000 (Cash)			$501.44		
144121	07/18/2024	Open			Accounts Payable	GDR ENGINEERING INC	$1,470.00		
	Invoice		Date	Description			Amount		
	28790		05/31/2024	SR13, 23-40 Water Line Replacement 2024 Roads Prog Const-5/31/24			$1,470.00		
	Paying Fund			Cash Account			Amount		
	420 - WATER			420.11000 (Cash)			$1,470.00		
144122	07/18/2024	Open			Accounts Payable	GEOANALYTICAL LAB INC	$28,993.91		
	Invoice		Date	Description			Amount		
	K4F2617		06/26/2024	LOW CT EVALUATION			$2,016.00		
	K4F2407		06/24/2024	SENTINEL PLAN (CONFLUENCE)			$403.20		
	K4F1812		06/18/2024	SENTINEL PLAN (CONFLUENCE)			$418.20		
	K4F1118		06/11/2024	DOWNTOWN PCE REMEDIATION			$1,494.00		
	K4E2012		05/20/2024	DRINKING WATER WELL ANALYSIS			$3,253.85		
	K4F2002		06/20/2024	BIMONTHLY WASTEWATER ANALYSIS - NITRATE + NITRITE AS N			$66.00		
	K4F1805		06/18/2024	BIMONTHLY WASTEWATER ANALYSIS - TOTAL PHOSPHOROUS			$46.20		
	K4E0202		05/02/2024	QUARTERLY ACUTE BIOASSAY			$958.96		
	K4D2503		04/25/2024	QUARTERLY ACUTE BIOASSAY - C. DUBIA			$6,344.00		
	K4E0204		05/02/2024	QUARTERLY ACUTE BIOASSAY - C. DUBIA			$6,344.00		
	K4F2704		06/27/2024	PRS STATION MONITORING - W24			$738.15		
	K4F2705		06/27/2024	PRS STATION MONITORING - W37			$738.15		
	K4F0513		06/05/2024	WELL #38 RAW ANALYS			$689.60		
	K4F1125		06/11/2024	EPA BIOSOLIDS LIST			$658.40		
	K4E1504		05/15/2024	SRWA LABORATORY ANALYSIS SERVICES TOC TTHM Bromate			$794.10		
	K4E2910		05/29/2024	SRWA LABORATORY ANALYSIS SERVICES - BacT, TOC, TTHM			$905.50		
	K4F1204		06/12/2024	SRWA LABORATORY ANALYSIS SERVICES BacT, TOC, TTHM			$2,361.00		
	K4F1206		06/12/2024	SRWA LABORATORY ANALYSIS SERVICES TOC			$85.00		
	K4F1703		06/17/2024	SRWA LABORATORY ANALYSIS SERVICES BacT. TOC, TTHM			$679.60		
	Paying Fund			Cash Account			Amount		
	410 - WATER QUALITY CONTROL (WQC)			410.11000 (Cash)			$16,433.56		
	420 - WATER			420.11000 (Cash)			$7,735.15		

Payment Register

From Payment Date: 7/12/2024 - To Payment Date: 7/18/2024

Number	Date	Status	Void Reason	Reconciled/ Voided Date	Source	Payee Name	Transaction Amount	Reconciled Amount	Difference
	950 - SRWA - JPA			950.11000 (Cash)			$4,825.20		
144123	07/18/2024	Open			Accounts Payable	GHD INC	$9,928.63		
	Invoice		Date	Description			Amount		
	380-0051336		05/18/2024	SR06, 23-034 Signal Coordination on Lander Ave-5/18/24			$5,917.50		
	380-0052884		06/19/2024	SR06, 23-034 Signal Coordination on Lander Ave-6/19/24			$4,011.13		
	Paying Fund			Cash Account			Amount		
	215 - Streets - Grant Funded Projects			215.11000 (Cash)			$9,928.63		
144124	07/18/2024	Open			Accounts Payable	GILLIG LLC	$128.66		
	Invoice		Date	Description			Amount		
	41193588		07/03/2024	HANDLE,ROCKER, BLACK			$128.66		
	Paying Fund			Cash Account			Amount		
	426 - Transit			426.11000 (Cash)			$128.66		
144125	07/18/2024	Open			Accounts Payable	Gladwell Governmental Services, Inc.	$1,490.00		
	Invoice		Date	Description			Amount		
	5510		06/30/2024	Record Retention Schedule Update - 2023			$1,490.00		
	Paying Fund			Cash Account			Amount		
	110 - General Fund			110.11000 (Cash)			$1,490.00		
144126	07/18/2024	Open			Accounts Payable	GRAINGER INC, W W	$5,181.34		
	Invoice		Date	Description			Amount		
	9166053323		06/27/2024	WQC SUPPLIES			$1,115.68		
	9153725933		06/17/2024	BBS			$535.22		
	9162917232		06/25/2024	WQC SUPPLIES			$287.10		
	9169166122		07/01/2024	SRWA Supplies - Fire Extinguisher Covers			$35.39		
	9167454934		07/01/2024	SRWA Supplies - Galv Nipple Box			$59.92		
	9167454942		07/01/2024	SRWA Supplies - Galv Nipple Box			$59.92		
	9168054683		07/01/2024	SRWA Supplies - BUNA Gasket Material			$222.84		
	9168584168		07/01/2024	SRWA Supplies - Y Strainers			$1,446.86		
	9169166114		07/01/2024	SRWA Supplies - Levels and Ball Valves			$265.65		
	9175645653		07/09/2024	SRWA Supplies - Ethernet Tester			$1,152.76		
	Paying Fund			Cash Account			Amount		
	410 - WATER QUALITY CONTROL (WQC)			410.11000 (Cash)			$1,938.00		
	450 - SRWA - Operations			450.11000 (Cash)			$3,243.34		
144127	07/18/2024	Open			Accounts Payable	GREEN HORIZON INC	$1,010.00		
	Invoice		Date	Description			Amount		
	42742		07/01/2024	829/831 Vermont Ave - June 2024			$130.00		
	42743		07/01/2024	570 Jason Dr - June 2024			$100.00		
	42744		07/01/2024	1827 Shadow Park Dr - June 2024			$130.00		
	42745		07/01/2024	1205 Lambert Way - June 2024			$155.00		
	42746		07/01/2024	2065 Cody Ct - June 2024			$165.00		
	42747		07/01/2024	901 High St - June 2024			$165.00		
	42748		07/01/2024	573 Birchwood Way - June 2024			$165.00		
	Paying Fund			Cash Account			Amount		
	255 - CDBG			255.11000 (Cash)			$1,010.00		

Payment Register

From Payment Date: 7/12/2024 - To Payment Date: 7/18/2024

Number	Date	Status	Void Reason	Reconciled/ Voided Date	Source	Payee Name	Transaction Amount	Reconciled Amount	Difference
144128	07/18/2024	Open			Accounts Payable	HACH COMPANY	$24,277.58		

Invoice	Date	Description	Amount
14087339	06/30/2024	DIGITAL PH SENSOR, PEEK, CONVERTIBLE	$9,535.62
14062642	06/30/2024	WQC SUPPLIES	$1,316.58
14057915	06/30/2024	SI PH COMBINATION SENSOR	$2,214.00
14073187	06/30/2024	SI PH COMBINATION SENSOR	$903.85
14084183	06/30/2024	DIGITAL PH SENSOR, PEEK, CONVERTIBLE	$4,773.24
14088991	06/30/2024	ASSY, FLOW CELL, 3/4" NPT SENSOR, ENGLISH	$1,407.09
14089002	06/30/2024	DIGITAL GATEWAY, AMPEROMETRIC CHLORINE	$1,766.30
14089024	06/30/2024	SENSOR, FREE CHLORINE CLF10 SC STAINLESS TIP	$2,360.90

Paying Fund	Cash Account	Amount
410 - WATER QUALITY CONTROL (WQC)	410.11000 (Cash)	$15,625.44
420 - WATER	420.11000 (Cash)	$8,652.14

144129	07/18/2024	Open			Accounts Payable	HARD DRIVE GRAPHICS	$453.08		

Invoice	Date	Description	Amount
38318	07/09/2024	BADGE PATCHES FOR SERGEANT AND CRIME PREVENTION	$453.08

Paying Fund	Cash Account	Amount
110 - General Fund	110.11000 (Cash)	$453.08

144130	07/18/2024	Open			Accounts Payable	HARDERS PRINT SHOP INC	$217.25		

Invoice	Date	Description	Amount
77144	07/11/2024	BUSINESS CARDS - 1250 CARDS, 5 NAMES	$217.25

Paying Fund	Cash Account	Amount
110 - General Fund	110.11000 (Cash)	$217.25

144131	07/18/2024	Open			Accounts Payable	HASA INC	$14,962.30		

Invoice	Date	Description	Amount
970882	06/25/2024	SUPPLY AND DELIVERY OF SODIUM HYPOCHLORITE	$14,962.30

Paying Fund	Cash Account	Amount
410 - WATER QUALITY CONTROL (WQC)	410.11000 (Cash)	$14,962.30

144132	07/18/2024	Open			Accounts Payable	HAWORTH INC	$584.14		

Invoice	Date	Description	Amount
3001924776	07/02/2024	Administration - Office Workspace - Delivery & Install	$584.14

Paying Fund	Cash Account	Amount
110 - General Fund	110.11000 (Cash)	$584.14

144133	07/18/2024	Open			Accounts Payable	HCI SYSTEMS INC	$1,541.00		

Invoice	Date	Description	Amount
10079281	06/11/2024	SRWA Quarterly Fire Sprinkler Testing/Inspection Maint Bldg	$465.00
10079280	06/11/2024	SRWA Quarterly Fire Sprinkler Inspection Chemical Building	$465.00
10079279	06/11/2024	SRWA Quarterly Fire Sprinkler Inspection Administration Bldg	$611.00

Paying Fund	Cash Account	Amount
950 - SRWA - JPA	950.11000 (Cash)	$1,541.00

Payment Register

From Payment Date: 7/12/2024 - To Payment Date: 7/18/2024

Number	Date	Status	Void Reason	Reconciled/ Voided Date	Source	Payee Name	Transaction Amount	Reconciled Amount	Difference
144134	07/18/2024	Open			Accounts Payable	HD SUPPLY INC, DBA USABLUEBOOK	$3,638.11		

Invoice	Date	Description	Amount
INV00408711	06/28/2024	BROMTHYMOL BLUE INDICATOR SOLUTION 0.04% 120 ML	$802.67
INV00395517	06/14/2024	WELL 24 PRS STATIONS	$2,140.31
SCN091952	05/16/2024	PTFE TUBING 100'	($868.95)
INV00407430	07/01/2024	SRWA supplies - Reagents and Pillow Packs	$824.27
INV00416302	07/09/2024	SRWA supplies - Refillable Electrode Probe	$739.81

Paying Fund	Cash Account	Amount
410 - WATER QUALITY CONTROL (WQC)	410.11000 (Cash)	$802.67
420 - WATER	420.11000 (Cash)	$1,271.36
450 - SRWA - Operations	450.11000 (Cash)	$1,564.08

144135	07/18/2024	Open			Accounts Payable	Hill Brothers Chemical Co.	$5,637.65		

Invoice	Date	Description	Amount
INV127760-1	06/17/2024	FERRIC CHLORIDE FOR WATER WELL #38	$5,637.65

Paying Fund	Cash Account	Amount
420 - WATER	420.11000 (Cash)	$5,637.65

144136	07/18/2024	Open			Accounts Payable	HILMAR LUMBER INC	$1,224.16		

Invoice	Date	Description	Amount
672811	06/20/2024	PVC FITTING FOR WELL 38 PA PROBE RELOCATION AND WELL 24 PRS STAT	$233.14
674054	06/27/2024	WQC SUPPLIES	$204.19
673607	06/25/2024	WQC SUPPLIES	$507.39
673026	06/21/2024	FIRST AID KITS FOR TRUCKS 630 AND 631	$43.08
673025	06/21/2024	TOOLS FOR TRUCK 631	$145.63
672504	06/18/2024	SUPPLIES	$90.73

Paying Fund	Cash Account	Amount
410 - WATER QUALITY CONTROL (WQC)	410.11000 (Cash)	$991.02
420 - WATER	420.11000 (Cash)	$233.14

144137	07/18/2024	Open			Accounts Payable	HILMAR READY MIX	$428.27		

Invoice	Date	Description	Amount
12708	06/24/2024	CONCRETE - SLURRY MIX	$157.50
12710	06/25/2024	859 KENWOOD & 1960 XAVIER	$157.50
12713	06/26/2024	1841 LIAL - SEWER	$113.27

Paying Fund	Cash Account	Amount
410 - WATER QUALITY CONTROL (WQC)	410.11000 (Cash)	$270.77
420 - WATER	420.11000 (Cash)	$157.50

144138	07/18/2024	Open			Accounts Payable	I. Miller Precision Optical Instruments, Inc	$6,274.00		

Invoice	Date	Description	Amount
24-6843	06/24/2024	ACCU SCOPE 3000 LED DIRECT OUTPUT 4K DIGITAL MICROSCOPE	$6,274.00

Paying Fund	Cash Account	Amount
410 - WATER QUALITY CONTROL (WQC)	410.11000 (Cash)	$3,137.00
420 - WATER	420.11000 (Cash)	$3,137.00

Payment Register

From Payment Date: 7/12/2024 - To Payment Date: 7/18/2024

Number	Date	Status	Void Reason	Reconciled/ Voided Date	Source	Payee Name	Transaction Amount	Reconciled Amount	Difference
144139	07/18/2024	Open			Accounts Payable	ITRON INC	$3,500.75		
	Invoice		Date	Description			Amount		
	681556		06/11/2024	BILLING PERIOD 7/1 - 7/31/24			$3,500.75		
	Paying Fund			Cash Account			Amount		
	420 - WATER			420.11000 (Cash)			$3,500.75		
144140	07/18/2024	Open			Accounts Payable	James Long Construction Services Inc.	$900.00		
	Invoice		Date	Description			Amount		
	1472		06/24/2024	HVAC Maintenance - Clean and Repair			$900.00		
	Paying Fund			Cash Account			Amount		
	950 - SRWA - JPA			950.11000 (Cash)			$900.00		
144141	07/18/2024	Open			Accounts Payable	JARVIS FAY LLP	$8,429.50		
	Invoice		Date	Description			Amount		
	18889		05/31/2024	LEGAL SERVICES RENDERED 5.1.24 THROUGH 5.31.24			$2,700.00		
	19024		06/30/2024	LEGAL SERVICES - TOT REVISION & BALLOT MEASURE			$5,729.50		
	Paying Fund			Cash Account			Amount		
	110 - General Fund			110.11000 (Cash)			$5,729.50		
	410 - WATER QUALITY CONTROL (WQC)			410.11000 (Cash)			$2,700.00		
144142	07/18/2024	Open			Accounts Payable	JOAQUIN ROSE, INC, B & B FLUID POWER	$642.63		
	Invoice		Date	Description			Amount		
	00280397		07/05/2024	PUMP			$642.63		
	Paying Fund			Cash Account			Amount		
	410 - WATER QUALITY CONTROL (WQC)			410.11000 (Cash)			$642.63		
144143	07/18/2024	Open			Accounts Payable	LEADSONLINE PARENT LLC	$9,120.00		
	Invoice		Date	Description			Amount		
	411299		07/01/2024	PROPERTY CRIME INVESTIGATION SYSTEM 07/01/24 - 06/30/25			$9,120.00		
	Paying Fund			Cash Account			Amount		
	110 - General Fund			110.11000 (Cash)			$9,120.00		
144144	07/18/2024	Open			Accounts Payable	LEXIPOL, LLC	$8,234.52		
	Invoice		Date	Description			Amount		
	#INVLEX11236288		07/01/2024	LE UPDATE MANAGEMENT SERVICE - 07/1/24 - 06/30/25			$8,234.52		
	Paying Fund			Cash Account			Amount		
	110 - General Fund			110.11000 (Cash)			$8,234.52		
144145	07/18/2024	Open			Accounts Payable	Life-Assist, Inc	$314.57		
	Invoice		Date	Description			Amount		
	1446288		06/17/2024	HYFIN VENT CHEST SEAL			$314.57		
	Paying Fund			Cash Account			Amount		
	110 - General Fund			110.11000 (Cash)			$314.57		
144146	07/18/2024	Open			Accounts Payable	MAVERICK DATA SYSTEMS	$300.00		
	Invoice		Date	Description			Amount		
	218		06/11/2024	WARRANT BUILDER SUBSCRIPTION FOR SIU			$300.00		
	Paying Fund			Cash Account			Amount		

Payment Register

From Payment Date: 7/12/2024 - To Payment Date: 7/18/2024

Number	Date	Status	Void Reason	Reconciled/ Voided Date	Source	Payee Name	Transaction Amount	Reconciled Amount	Difference
	110 - General Fund			110.11000 (Cash)		$300.00			
144147	07/18/2024	Open			Accounts Payable	MICROBIZ SECURITY COMPANY	$7,630.74		
	Invoice		Date	Description		Amount			
	73746		06/19/2024	HID Access Cards for HR - PD		$1,708.26			
	73743		06/19/2024	Well 38 alarm monitoring installation labor		$1,000.00			
	73923		06/30/2024	Honeywell Prowatch Software 6.5 Update		$3,080.00			
	73599		06/30/2024	Access control equipment and installation for Recreation		$1,842.48			
	Paying Fund			Cash Account		Amount			
	110 - General Fund			110.11000 (Cash)		$537.18			
	205 - Sports Facilities			205.11000 (Cash)		$184.24			
	217 - Streets - Gas Tax			217.11000 (Cash)		$92.12			
	246 - Landscape Assessment			246.11000 (Cash)		$92.12			
	270 - Recreation Grants			270.11000 (Cash)		$884.40			
	410 - WATER QUALITY CONTROL (WQC)			410.11000 (Cash)		$52.42			
	420 - WATER			420.11000 (Cash)		$1,000.00			
	501 - Information Technology			501.11000 (Cash)		$4,788.26			
144148	07/18/2024	Open			Accounts Payable	Mid Valley IT	$25,310.21		
	Invoice		Date	Description		Amount			
	202144064		06/30/2024	IT Consulting and Engineering Services		$6,875.00			
	202144253		06/30/2024	City Hall Cameras		$18,435.21			
	Paying Fund			Cash Account		Amount			
	501 - Information Technology			501.11000 (Cash)		$25,310.21			
144149	07/18/2024	Open			Accounts Payable	MO-CAL OFFICE SOLUTIONS INC	$10,504.72		
	Invoice		Date	Description		Amount			
	AR1132990		06/27/2024	Color Copier - Building		$10,504.72			
	Paying Fund			Cash Account		Amount			
	241 - Asset Replacement			241.11000 (Cash)		$10,504.72			
144150	07/18/2024	Open			Accounts Payable	MODESTO WINDUSTRIAL	$392.60		
	Invoice		Date	Description		Amount			
	208540 01		07/11/2024	SRWA Supplies - Galv. Nipples & Adaptors		$392.60			
	Paying Fund			Cash Account		Amount			
	450 - SRWA - Operations			450.11000 (Cash)		$392.60			
144151	07/18/2024	Open			Accounts Payable	MOTOROLA INC	$207.13		
	Invoice		Date	Description		Amount			
	8281924424		06/27/2024	AUDIO ACCESSORY - REMOTE SPEAKER		$207.13			
	Paying Fund			Cash Account		Amount			
	110 - General Fund			110.11000 (Cash)		$207.13			
144152	07/18/2024	Open			Accounts Payable	Mountain Cascade, Inc.	$141,010.96		
	Invoice		Date	Description		Amount			
	031		05/31/2024	18-69 Surface Water Dist System Improvements-5/1/24-5/31/24		$141,010.96			
	Paying Fund			Cash Account		Amount			
	218 - Measure L			218.11000 (Cash)		$75,459.76			
	420 - WATER			420.11000 (Cash)		$65,551.20			

Payment Register

From Payment Date: 7/12/2024 - To Payment Date: 7/18/2024

Number	Date	Status	Void Reason	Reconciled/ Voided Date	Source	Payee Name	Transaction Amount	Reconciled Amount	Difference
144153	07/18/2024	Open			Accounts Payable	MUNIQUIP LLC	$5,219.88		
	Invoice		Date	Description			Amount		
	106937		05/15/2024	MOYNO PUMP PARTS			$5,219.88		
	Paying Fund			Cash Account			Amount		
	410 - WATER QUALITY CONTROL (WQC)			410.11000 (Cash)			$5,219.88		
144154	07/18/2024	Open			Accounts Payable	MWI VETERINARY SUPPLY CO DBA MWI ANIMAL HEALTH	$312.89		
	Invoice		Date	Description			Amount		
	55442379		07/09/2024	ANIGEN PARVO AND HEARTWORM, TAPE COHESIANT			$312.89		
	Paying Fund			Cash Account			Amount		
	110 - General Fund			110.11000 (Cash)			$312.89		
144155	07/18/2024	Open			Accounts Payable	NAPA AUTO PARTS	$933.06		
	Invoice		Date	Description			Amount		
	822818		07/09/2024	CBT3000 DHC TESTER W PRINTER ()			$433.41		
	822864		07/09/2024	NFR 30LB 134A REFRIGERANT			$499.65		
	Paying Fund			Cash Account			Amount		
	110 - General Fund			110.11000 (Cash)			$249.82		
	426 - Transit			426.11000 (Cash)			$683.24		
144156	07/18/2024	Open			Accounts Payable	NESTLE WATERS NORTH AMERICA	$368.14		
	Invoice		Date	Description			Amount		
	14F0033242397		06/28/2024	5 GALLON NESTLE DRINKING WATER ELECTRICAL MAINT 5/27/24-6/26/24			$160.85		
	14g0033242330		06/30/2024	5 Gallon Nestle drinking water and plastic cups			$207.29		
	Paying Fund			Cash Account			Amount		
	410 - WATER QUALITY CONTROL (WQC)			410.11000 (Cash)			$80.42		
	420 - WATER			420.11000 (Cash)			$80.43		
	505 - Fleet			505.11000 (Cash)			$207.29		
144157	07/18/2024	Open			Accounts Payable	NEXT LEVEL PARTS INC	$3,157.31		
	Invoice		Date	Description			Amount		
	8577-427195		07/02/2024	ALT-Credit for Orig 426983			($11.95)		
	8577-427290		07/05/2024	ROTORS AND PADS			$621.98		
	8577-427298		07/05/2024	rotors and pads			$210.37		
	8577-427335		07/05/2024	A/C EVAPORATOR			$139.41		
	8577-427371		07/08/2024	BATTERY			$837.16		
	8577-427381		07/08/2024	BATTERY-Credit for Orig 427371			($23.90)		
	8577-427395		07/08/2024	THERMOSTAT 195F			$12.41		
	8577-427420		07/08/2024	ROTORS AND PADS			$180.72		
	8577-427441		07/09/2024	BATTERIES			$1,135.23		
	8577-427448		07/09/2024	BATTERY-Credit for Orig 427371			($23.90)		
	8577-427444		07/09/2024	BATTERY-Credit for Orig 426756			($47.80)		
	8577-427456		07/09/2024	ENGINE PARTS			$30.48		
	8577-427470		07/09/2024	TRANSMISSION FILTER			$34.65		
	8577-427471		07/09/2024	DASH VALVE			$197.65		
	8577-427487		07/09/2024	battery-Credit for Orig 427371			($23.90)		
	8577-427488		07/09/2024	battery-Credit for Orig 426029			($47.80)		
	8577-427494		07/09/2024	A/C HOSE FITTING			$16.89		
	8577-427500		07/09/2024	BATTERY-Credit for Orig365689,418134			($58.66)		
	8577-427501		07/09/2024	BATTERY-Credit for Orig 427441,374569			($47.80)		

Payment Register

From Payment Date: 7/12/2024 - To Payment Date: 7/18/2024

Number	Date	Status	Void Reason	Reconciled/ Voided Date	Source	Payee Name	Transaction Amount	Reconciled Amount	Difference
	8577-427502		07/09/2024	FITTING			$26.07		
	Paying Fund			Cash Account			Amount		
	110 - General Fund			110.11000 (Cash)			$2,033.61		
	246 - Landscape Assessment			246.11000 (Cash)			$139.41		
	410 - WATER QUALITY CONTROL (WQC)			410.11000 (Cash)			$534.05		
	420 - WATER			420.11000 (Cash)			$210.37		
	426 - Transit			426.11000 (Cash)			$239.87		
144158	07/18/2024	Open			Accounts Payable	OREILLY AUTO PARTS		$807.62	
	Invoice		Date	Description			Amount		
	2800-447932		07/08/2024	PARTS			$242.58		
	2800-446668		07/03/2024	UJOINTS			$70.15		
	2800-445902		07/01/2024	SWITCHES			$150.58		
	2800-447064		07/05/2024	PARTS			$130.69		
	2800-447114		07/05/2024	2867 FAN CLUTCH			$138.32		
	2800-448269		07/09/2024	LIS 64750 PROBE/CLIP			$36.92		
	2800-448323		07/09/2024	ACD 24226850 GASKET			$38.38		
	Paying Fund			Cash Account			Amount		
	110 - General Fund			110.11000 (Cash)			$242.58		
	426 - Transit			426.11000 (Cash)			$565.04		
144159	07/18/2024	Open			Accounts Payable	OTIS ELEVATOR CO INC		$2,475.69	
	Invoice		Date	Description			Amount		
	SW16457001		05/31/2024	Service Call - PSF 5/30/2024			$450.69		
	SW16394001		06/19/2024	Fire Testing 5/23/2024			$2,025.00		
	Paying Fund			Cash Account			Amount		
	110 - General Fund			110.11000 (Cash)			$2,475.69		
144160	07/18/2024	Open			Accounts Payable	P G & E		$1,385.48	
	Invoice		Date	Description			Amount		
	CITY HALL7/9/24		07/09/2024	3254375586-5 / 156 S Broadway			$40.40		
	FIRE#1 7/9/24		07/09/2024	3159594551-5 / 540 Marshall St			$139.12		
	SENIOR 7/9/24		07/09/2024	2890831960-2 / 1191 Cahill St			$100.43		
	FIRE#2 7/10/24		07/10/2024	6182877164-4 / 791 S Walnut Rd			$32.01		
	AC 7/10/24		07/10/2024	6266210492-6 / 801 S Walnut Rd			$8.38		
	WLNT#E 7/10/24		07/10/2024	6141210500-1 / 701 S Walnut Rd E			$8.65		
	WQC 7/10/24		07/10/2024	6349543820-0 / 901 S Walnut Rd			$8.65		
	WQC 07/10/24		07/10/2024	6307877156-3 / 901 S Walnut Rd			$1,047.84		
	Paying Fund			Cash Account			Amount		
	110 - General Fund			110.11000 (Cash)			$320.34		
	217 - Streets - Gas Tax			217.11000 (Cash)			$8.65		
	410 - WATER QUALITY CONTROL (WQC)			410.11000 (Cash)			$1,056.49		
144161	07/18/2024	Open			Accounts Payable	PAUL'S GLASS CO		$1,660.00	
	Invoice		Date	Description			Amount		
	36059		05/29/2024	ROLLER SHADE INSTALLATION			$1,660.00		
	Paying Fund			Cash Account			Amount		
	110 - General Fund			110.11000 (Cash)			$1,660.00		
144162	07/18/2024	Open			Accounts Payable	Platt Electric Supply		$1,355.97	
	Invoice		Date	Description			Amount		
	5B49303		04/05/2024	PARTS FOR NEW PLUG AT YEARBY CENTER COLUMBIA PARK			$25.82		

Number	Date	Status	Void Reason	Reconciled/ Voided Date	Source	Payee Name	Transaction Amount	Reconciled Amount	Difference
	5H57136		06/25/2024	LED LAMPS FOR PD LIGHTING			$313.65		
	5H60964		06/28/2024	EMERGENCY LAMPS FOR PD LIGHTING			$527.98		
	5H83902		06/28/2024	STREET LIGHT NEW WIRE FOR RESTOCK			$488.52		
	Paying Fund			Cash Account			Amount		
	110 - General Fund			110.11000 (Cash)			$841.63		
	246 - Landscape Assessment			246.11000 (Cash)			$488.52		
	270 - Recreation Grants			270.11000 (Cash)			$25.82		
144163	07/18/2024	Open			Accounts Payable	PRICE FORD OF TURLOCK INC	$230.00		
	Invoice		Date	Description			Amount		
	93097		07/01/2024	OP17-616 A/C REPAIR			$230.00		
	Paying Fund			Cash Account			Amount		
	410 - WATER QUALITY CONTROL (WQC)			410.11000 (Cash)			$230.00		
144164	07/18/2024	Open			Accounts Payable	PROCLEAN SUPPLY	$50.00		
	Invoice		Date	Description			Amount		
	594804		06/20/2024	SCRUBBER MACHINE REPAIR			$50.00		
	Paying Fund			Cash Account			Amount		
	110 - General Fund			110.11000 (Cash)			$50.00		
144165	07/18/2024	Open			Accounts Payable	PROVOST AND PRITCHARD ENGINEERING GROUP	$49,685.52		
	Invoice		Date	Description			Amount		
	111042		05/31/2024	23-068 Design Services for Roads CIP Task Order 2 - 5/31/24			$48,992.52		
	111321		06/30/2024	22-001 Citywide Street Rehab Projects - Bid Packages 1-6/30/24			$693.00		
	Paying Fund			Cash Account			Amount		
	115 - Measure A - Roads			115.11000 (Cash)			$49,685.52		
144166	07/18/2024	Open			Accounts Payable	PUMP PROS INC	$922.44		
	Invoice		Date	Description			Amount		
	1173		05/06/2024	PACER PUMP			$922.44		
	Paying Fund			Cash Account			Amount		
	410 - WATER QUALITY CONTROL (WQC)			410.11000 (Cash)			$922.44		
144167	07/18/2024	Open			Accounts Payable	R3 Consulting Group, Inc.	$1,047.50		
	Invoice		Date	Description			Amount		
	123509		07/01/2024	ON CALL SOLID WASTE			$1,047.50		
	Paying Fund			Cash Account			Amount		
	204 - SolidWaste/Recycle/PublicEducati			204.11000 (Cash)			$1,047.50		
144168	07/18/2024	Open			Accounts Payable	REXEL INC	$539.60		
	Invoice		Date	Description			Amount		
	S139760417.003		06/25/2024	POWER SUPPLY			$287.05		
	S139760417.002		06/18/2024	POWER SUPPLIES WQC			$252.55		
	Paying Fund			Cash Account			Amount		
	410 - WATER QUALITY CONTROL (WQC)			410.11000 (Cash)			$252.55		
	420 - WATER			420.11000 (Cash)			$287.05		
144169	07/18/2024	Open			Accounts Payable	Ricoh USA, Inc.	$131.27		
	Invoice		Date	Description			Amount		
	5069666618		06/18/2024	SRWA - Copy/Printer Machine Maint June 2024			$131.27		
	Paying Fund			Cash Account			Amount		

Payment Register

From Payment Date: 7/12/2024 - To Payment Date: 7/18/2024

Number	Date	Status	Void Reason	Reconciled/ Voided Date	Source	Payee Name	Transaction Amount	Reconciled Amount	Difference
	950 - SRWA - JPA			950.11000 (Cash)		$131.27			
144170	07/18/2024	Open			Accounts Payable	RUSH TRUCK CENTERS OF CALIFORNIA, INC.	$264.63		
	Invoice		Date	Description		Amount			
	3037885133		07/03/2024	3L5Z1061202AAA:FRD BUCKLE ASY - SEAT BELT		$264.63			
	Paying Fund			Cash Account		Amount			
	110 - General Fund			110.11000 (Cash)		$264.63			
144171	07/18/2024	Open			Accounts Payable	SAFE-T-LITE CO INC	$4,105.25		
	Invoice		Date	Description		Amount			
	398653		07/03/2024	Independence Day Parade		$3,327.44			
	398657		07/03/2024	Here I Am Youth Conference		$777.81			
	Paying Fund			Cash Account		Amount			
	110 - General Fund			110.11000 (Cash)		$4,105.25			
144172	07/18/2024	Open			Accounts Payable	SEEGERS PRINTING INC	$507.28		
	Invoice		Date	Description		Amount			
	0143927-IN		07/02/2024	WATER QUALITY REPORT - CCR		$507.28			
	Paying Fund			Cash Account		Amount			
	420 - WATER			420.11000 (Cash)		$507.28			
144173	07/18/2024	Open			Accounts Payable	SHARPENING SHOP	$1,095.78		
	Invoice		Date	Description		Amount			
	423439		06/28/2024	EDGER BLADE		$1,095.78			
	Paying Fund			Cash Account		Amount			
	110 - General Fund			110.11000 (Cash)		$1,095.78			
144174	07/18/2024	Open			Accounts Payable	STANISLAUS COUNCIL OF GOV	$5,195.00		
	Invoice		Date	Description		Amount			
	FY 24/25 StanCOG		07/01/2024	FY 2024/25 StanCOG Dues		$5,195.00			
	Paying Fund			Cash Account		Amount			
	110 - General Fund			110.11000 (Cash)		$5,195.00			
144175	07/18/2024	Open			Accounts Payable	STATE OF CALIFORNIA	$1,750.00		
	Invoice		Date	Description		Amount			
	745034		06/30/2024	JUNE 2024 FINGERPRINTING		$1,750.00			
	Paying Fund			Cash Account		Amount			
	110 - General Fund			110.11000 (Cash)		$1,750.00			
144176	07/18/2024	Open			Accounts Payable	STOMMEL INC DBA LEHR AUTO ELECTRIC	$1,121.24		
	Invoice		Date	Description		Amount			
	SI105919		07/09/2024	fire inspector parts for vehicle build		$1,121.24			
	Paying Fund			Cash Account		Amount			
	110 - General Fund			110.11000 (Cash)		$1,121.24			
144177	07/18/2024	Open			Accounts Payable	SUNBELT RENTALS, INC	$2,395.40		
	Invoice		Date	Description		Amount			
	154627574-0001		06/10/2024	CLASSIC PORTABLE AC/DEHU		$2,395.40			
	Paying Fund			Cash Account		Amount			
	410 - WATER QUALITY CONTROL (WQC)			410.11000 (Cash)		$2,395.40			

Payment Register

From Payment Date: 7/12/2024 - To Payment Date: 7/18/2024

Number	Date	Status	Void Reason	Reconciled/ Voided Date	Source	Payee Name	Transaction Amount	Reconciled Amount	Difference
144178	07/18/2024	Open			Accounts Payable	SUPPORT PAYMENT CLEARING	$405.35		
	Invoice		Date	Description			Amount		
	070624BECCHETTI		07/15/2024	07062024 PAYROLL WITHHOLDING			$405.35		
	Paying Fund			Cash Account			Amount		
	104 - Payroll Clearing Fund			104.11000 (Cash)			$405.35		
144179	07/18/2024	Open			Accounts Payable	T I D	$40.46		
	Invoice		Date	Description			Amount		
	062624 1827 Shad		06/26/2024	Acct# 5637003297 1827 Shadow Park Dr			$40.46		
	Paying Fund			Cash Account			Amount		
	255 - CDBG			255.11000 (Cash)			$40.46		
144180	07/18/2024	Open			Accounts Payable	THE MCCLATCHY COMPANY LLC	$249.48		
	Invoice		Date	Description			Amount		
	563800		06/30/2024	LEGAL AD FOR ASSET SEIZURE			$249.48		
	Paying Fund			Cash Account			Amount		
	110 - General Fund			110.11000 (Cash)			$249.48		
144181	07/18/2024	Open			Accounts Payable	TID	$378.62		
	Invoice		Date	Description			Amount		
	044010040-2024-2		06/20/2024	STATEMENT OF ASSESSMENT 044010040 - 2013 W LINWOOD			$25.41		
	044015008-2424-2		06/20/2024	STATEMENT OF ASSESSMENT 044015008 - 1801 S WALNUT			$62.87		
	050009002-2024-2		06/20/2024	STATEMENT OF ASSESSMENT 050009002 - TURLOCK			$30.32		
	073009014-2024-2		06/20/2024	STATEMENT OF ASSESSMENT 073009014 - 3500 N QUINCY			$56.09		
	089013001-2024-2		06/20/2024	STATEMENT OF ASSESSMENT 089013001 - DIANNE DR			$203.93		
	Paying Fund			Cash Account			Amount		
	410 - WATER QUALITY CONTROL (WQC)			410.11000 (Cash)			$378.62		
144182	07/18/2024	Open			Accounts Payable	TOWNSEND PUBLIC AFFAIRS INC	$5,000.00		
	Invoice		Date	Description			Amount		
	21806		06/30/2024	Consulting Services for June 2024			$5,000.00		
	Paying Fund			Cash Account			Amount		
	410 - WATER QUALITY CONTROL (WQC)			410.11000 (Cash)			$2,500.00		
	420 - WATER			420.11000 (Cash)			$2,500.00		
144183	07/18/2024	Open			Accounts Payable	TURLOCK DOWNTOWN &	$1,120.13		
	Invoice		Date	Description			Amount		
	FY 23-24.2ndInst		06/27/2024	FY 23/24 PBID Assessments 2nd Installment			$1,120.13		
	Paying Fund			Cash Account			Amount		
	706 - Prop & Busi Improve Dist (PBID)			706.11000 (Cash)			$1,120.13		
144184	07/18/2024	Open			Accounts Payable	TURLOCK IRRIGATION DISTRICT	$57,612.36		
	Invoice		Date	Description			Amount		
	30283		06/30/2024	SRWA - TID Commissioning Procedures & Normal Ops June 2024			$57,612.36		
	Paying Fund			Cash Account			Amount		
	950 - SRWA - JPA			950.11000 (Cash)			$57,612.36		

Payment Register

From Payment Date: 7/12/2024 - To Payment Date: 7/18/2024

Number	Date	Status	Void Reason	Reconciled/ Voided Date	Source	Payee Name	Transaction Amount	Reconciled Amount	Difference
144185	07/18/2024	Open			Accounts Payable	TURLOCK JOURNAL	$1,060.00		

Invoice	Date	Description	Amount
371776	06/30/2024	Public Notice for 7/18/24 PC Meeting	$135.00
371777	06/30/2024	Public Notice for 8/1/24 PC Meeting	$210.00
371742	06/30/2024	Legal Ad 4417 - Public Hearing	$75.00
371741	06/30/2024	Legal Ad 4415 - Public Hearing	$45.00
371740	06/30/2024	Legal Ad 4413 - Public Hearing	$60.00
371739	06/30/2024	Legal Ad 4414 - Public Hearing	$75.00
371738	06/30/2024	Legal Ad 4412 - Public Hearing	$60.00
371737	06/30/2024	Ordinance 1312 Passage	$75.00
371736	06/30/2024	Legal Ad 4410 - Public Hearing	$75.00
250.00	06/30/2024	WATER QUALITY REPORT - CCR	$250.00

Paying Fund	Cash Account	Amount
110 - General Fund	110.11000 (Cash)	$810.00
420 - WATER	420.11000 (Cash)	$250.00

144186	07/18/2024	Open			Accounts Payable	TURLOCK SCAVENGER CO INC	$898,588.33		

Invoice	Date	Description	Amount
MAY 2024 TRUE UP	07/17/2024	MAY 2024 TRUE UP	$435,199.00
JUN 2024 TRUE UP	07/17/2024	JUNE 2024 TRUE UP	$463,389.33

Paying Fund	Cash Account	Amount
110 - General Fund	110.11000 (Cash)	$898,588.33

144187	07/18/2024	Open			Accounts Payable	UNITED SAMARITANS FDT INC	$4,243.44		

Invoice	Date	Description	Amount
Draw 4 FY 23-24	06/30/2024	UNITED SAMARITANS FDT PUBLIC SERVICE-SENIOR FY 2023-24	$2,594.74
Draw 4 Food Box	06/30/2024	UNITED SAMARITANS FDT-FOODBOX April-June 2024 FY 2023-24	$981.70
Draw 3 FY23-24Ey	06/30/2024	UNITED SAMARITANS FDT-EYE CARE April-June 2024 FY 2023-24	$667.00

Paying Fund	Cash Account	Amount
255 - CDBG	255.11000 (Cash)	$4,243.44

144188	07/18/2024	Open			Accounts Payable	UNIVAR SOLUTIONS USA, LLC dba UNIVAR SOLUTIONS USA	$9,333.82		

Invoice	Date	Description	Amount
52206361	06/25/2024	SODIUM BISULFITE	$9,333.82

Paying Fund	Cash Account	Amount
410 - WATER QUALITY CONTROL (WQC)	410.11000 (Cash)	$9,333.82

144189	07/18/2024	Open			Accounts Payable	V & V MFG INC	$1,274.51		

Invoice	Date	Description	Amount
59413	06/26/2024	POLICE BADGE ORDER	$1,274.51

Paying Fund	Cash Account	Amount
110 - General Fund	110.11000 (Cash)	$1,274.51

144190	07/18/2024	Open			Accounts Payable	Vestis Group Inc DBA Vestis Services LLC	$4,174.23		

Invoice	Date	Description	Amount
6/30/24	06/30/2024	UNIFORM RENTAL & LAUNDRY SERVICES - JUNE 2024	$4,174.23

Paying Fund	Cash Account	Amount
110 - General Fund	110.11000 (Cash)	$1,147.04

Payment Register

From Payment Date: 7/12/2024 - To Payment Date: 7/18/2024

Number	Date	Status	Void Reason	Reconciled/ Voided Date	Source	Payee Name	Transaction Amount	Reconciled Amount	Difference
	205 - Sports Facilities			205.11000 (Cash)			$122.20		
	217 - Streets - Gas Tax			217.11000 (Cash)			$149.89		
	246 - Landscape Assessment			246.11000 (Cash)			$233.44		
	410 - WATER QUALITY CONTROL (WQC)			410.11000 (Cash)			$1,117.60		
	420 - WATER			420.11000 (Cash)			$248.25		
	426 - Transit			426.11000 (Cash)			$94.16		
	450 - SRWA - Operations			450.11000 (Cash)			$777.17		
	505 - Fleet			505.11000 (Cash)			$284.48		
144191	07/18/2024	Open			Accounts Payable	Vestra Resources, Inc.	$7,046.25		
	Invoice		Date	Description			Amount		
	82212-14		05/10/2024	GIS Professional Services through 04/30/2024			$7,046.25		
	Paying Fund			Cash Account			Amount		
	501 - Information Technology			501.11000 (Cash)			$7,046.25		
144192	07/18/2024	Open			Accounts Payable	VSS INTERNATIONAL INC	$1,054,894.77		
	Invoice		Date	Description			Amount		
	PP2/ CP 21-033		05/31/2024	21-033 Slurry Seals 2023			$1,054,894.77		
	Paying Fund			Cash Account			Amount		
	246 - Landscape Assessment			246.11000 (Cash)			$1,054,894.77		
144193	07/18/2024	Open			Accounts Payable	VWR INTERNATIONAL INC	$424.72		
	Invoice		Date	Description			Amount		
	8816443894		06/27/2024	LAB SUPPLIES			$326.70		
	8816448609		06/28/2024	LAURYLTRYPTOSEBROTH 500 MG			$98.02		
	Paying Fund			Cash Account			Amount		
	410 - WATER QUALITY CONTROL (WQC)			410.11000 (Cash)			$424.72		
144194	07/18/2024	Open			Accounts Payable	WALKER ASSOC INC, LARRY	$168.50		
	Invoice		Date	Description			Amount		
	00339.10-26		06/14/2024	NPDES Permit Compliance Services rendered through 5.31.24			$168.50		
	Paying Fund			Cash Account			Amount		
	410 - WATER QUALITY CONTROL (WQC)			410.11000 (Cash)			$168.50		
144195	07/18/2024	Open			Accounts Payable	WARDEN'S OFFICE INC	$5,583.33		
	Invoice		Date	Description			Amount		
	401202-00		06/30/2024	Administration - Office Workspace - Delivery & Install			$5,583.33		
	Paying Fund			Cash Account			Amount		
	110 - General Fund			110.11000 (Cash)			$5,583.33		
144196	07/18/2024	Open			Accounts Payable	WECO INDUSTRIES INC	$596,178.28		
	Invoice		Date	Description			Amount		
	0053808-IN		06/18/2024	GAPVAX 2023MC1510-3S3X COMBO JET/VAC			$596,178.28		
	Paying Fund			Cash Account			Amount		
	410 - WATER QUALITY CONTROL (WQC)			410.11000 (Cash)			$596,178.28		
144197	07/18/2024	Open			Accounts Payable	WEST PUBLISHING CORPORATION	$279.08		
	Invoice		Date	Description			Amount		
	850401204		06/30/2024	ONLINE SOFTWARE SUBSCRIPTION FOR 06/01/24 - 06/30/24			$279.08		
	Paying Fund			Cash Account			Amount		
	110 - General Fund			110.11000 (Cash)			$279.08		

Payment Register

From Payment Date: 7/12/2024 - To Payment Date: 7/18/2024

Number	Date	Status	Void Reason	Reconciled/ Voided Date	Source	Payee Name	Transaction Amount	Reconciled Amount	Difference
144198	07/18/2024	Open			Accounts Payable	WINTON-IRELAND STROM AND GREEN INSURANCE	$222,692.00		

Invoice	Date	Description	Amount
1078592	07/02/2024	Public Official Bonds FY 24/25	$500.00
1080650	07/09/2024	Workers Compensation - Renewal Policy FY24/25	$133,419.00
1079274	07/01/2024	Airport Liability Policy FY 24/25	$5,075.00
1079223	07/01/2024	Cyber Liability Policy FY 24/25	$37,480.00
1078596	07/01/2024	Employment Practices Liability FY 24/25	$46,218.00

Paying Fund	Cash Account	Amount
110 - General Fund	110.11000 (Cash)	$5,075.00
510 - Workers Compensation Ins	510.11000 (Cash)	$133,419.00
512 - Casualty Insurance	512.11000 (Cash)	$84,198.00

Number	Date	Status	Void Reason	Reconciled/ Voided Date	Source	Payee Name	Transaction Amount	Reconciled Amount	Difference
144199	07/18/2024	Open			Accounts Payable	Christel, Julie	$267.97		

Invoice	Date	Description	Amount
ChristelReimb	07/09/2024	Reimb of International Calling	$267.97

Paying Fund	Cash Account	Amount
110 - General Fund	110.11000 (Cash)	$267.97

Number	Date	Status	Void Reason	Reconciled/ Voided Date	Source	Payee Name	Transaction Amount	Reconciled Amount	Difference
144200	07/18/2024	Open			Accounts Payable	Dust Bowl Brewing Co LLC	$150.00		

Invoice	Date	Description	Amount
FUSESDist-DustBo	07/03/2024	Fuses Distrib - Dust Bowl Brewing Co	$150.00

Paying Fund	Cash Account	Amount
120 - Tourism	120.11000 (Cash)	$150.00

Number	Date	Status	Void Reason	Reconciled/ Voided Date	Source	Payee Name	Transaction Amount	Reconciled Amount	Difference
144201	07/18/2024	Open			Accounts Payable	EXCEL CONSTRUCTION SERVICES INC	$237.00		

Invoice	Date	Description	Amount
GP 23-019G	07/12/2024	DUST SECURITY 23-019G 2401 FULKERTH ROAD	$237.00

Paying Fund	Cash Account	Amount
110 - General Fund	110.11000 (Cash)	$237.00

Number	Date	Status	Void Reason	Reconciled/ Voided Date	Source	Payee Name	Transaction Amount	Reconciled Amount	Difference
144202	07/18/2024	Open			Accounts Payable	Graspointer Management	$300.00		

Invoice	Date	Description	Amount
FUSESDist-McDona	07/03/2024	FUSES Disbursement - McDonalds Main St/Countryside Dr	$300.00

Paying Fund	Cash Account	Amount
120 - Tourism	120.11000 (Cash)	$300.00

Number	Date	Status	Void Reason	Reconciled/ Voided Date	Source	Payee Name	Transaction Amount	Reconciled Amount	Difference
144203	07/18/2024	Open			Accounts Payable	GROBMEIER, MARIA	$100.00		

Invoice	Date	Description	Amount
2024-00007420	07/12/2024	A/C REFUND	$100.00

Paying Fund	Cash Account	Amount
203 - Animal Fee Forfeiture	203.11000 (Cash)	$100.00

Number	Date	Status	Void Reason	Reconciled/ Voided Date	Source	Payee Name	Transaction Amount	Reconciled Amount	Difference
144204	07/18/2024	Open			Accounts Payable	Heaslett, Eric, W.	$100.00		

Invoice	Date	Description	Amount
Eric Heaslett D3	07/02/2024	D3 Test Reimbursement	$100.00

Paying Fund	Cash Account	Amount
450 - SRWA - Operations	450.11000 (Cash)	$100.00

Number	Date	Status	Void Reason	Reconciled/ Voided Date	Source	Payee Name	Transaction Amount	Reconciled Amount	Difference
144205	07/18/2024	Open			Accounts Payable	Jevert, Mike	$150.00		

Invoice	Date	Description	Amount
FUSESDist-McD2	07/03/2024	Fuses Distrib - Geer Road	$150.00

Paying Fund	Cash Account	Amount

Payment Register

From Payment Date: 7/12/2024 - To Payment Date: 7/18/2024

Number	Date	Status	Void Reason	Reconciled/ Voided Date	Source	Payee Name		Transaction Amount	Reconciled Amount	Difference
	120 - Tourism			120.11000 (Cash)			$150.00			
144206	07/18/2024	Open			Accounts Payable	Khushpal Hospitality LTD		$150.00		
	Invoice		Date	Description			Amount			
	FUSESDist-Travel		07/03/2024	Fuses Distrib - Travelodge			$150.00			
	Paying Fund			Cash Account			Amount			
	120 - Tourism			120.11000 (Cash)			$150.00			
144207	07/18/2024	Open			Accounts Payable	MALDONADO, AARON		$150.00		
	Invoice		Date	Description			Amount			
	AARON MALDONADO		06/30/2024	EDUCATION INCENTIVE PROGRAM - AARON MALDONADO			$150.00			
	Paying Fund			Cash Account			Amount			
	420 - WATER			420.11000 (Cash)			$150.00			
144208	07/18/2024	Open			Accounts Payable	MONTOYA, JOHN		$50.00		
	Invoice		Date	Description			Amount			
	2024-00007423		07/11/2024	A/C REFUND			$50.00			
	Paying Fund			Cash Account			Amount			
	110 - General Fund			110.11000 (Cash)			$50.00			
144209	07/18/2024	Open			Accounts Payable	OCEGUEDA, ELFIDA		$100.00		
	Invoice		Date	Description			Amount			
	2024-00003949		07/12/2024	A/C REFUND			$100.00			
	Paying Fund			Cash Account			Amount			
	203 - Animal Fee Forfeiture			203.11000 (Cash)			$100.00			
144210	07/18/2024	Open			Accounts Payable	PATTERSON, MARGARET		$100.00		
	Invoice		Date	Description			Amount			
	2024-00007104		07/11/2024	A/C REFUND			$100.00			
	Paying Fund			Cash Account			Amount			
	203 - Animal Fee Forfeiture			203.11000 (Cash)			$100.00			
144211	07/18/2024	Open			Accounts Payable	QUIROZ-GARCIA, LORRAIN		$100.00		
	Invoice		Date	Description			Amount			
	2024-00004907		07/11/2024	A/C REFUND			$100.00			
	Paying Fund			Cash Account			Amount			
	110 - General Fund			110.11000 (Cash)			$100.00			
144212	07/18/2024	Open			Accounts Payable	RODRIGUEZ, JOSEPH		$242.00		
	Invoice		Date	Description			Amount			
	TR 4993 PER DIEM		06/25/2024	SHERMAN BLOCK LEADERSHIP INSTITUTE, 07/17/24 - 07/20/24, L.A.			$242.00			
	Paying Fund			Cash Account			Amount			
	110 - General Fund			110.11000 (Cash)			$242.00			
144213	07/18/2024	Open			Accounts Payable	Saini, Deepak		$90.00		
	Invoice		Date	Description			Amount			
	Saini D D3		07/05/2024	D3 Certification Reimbursement			$90.00			
	Paying Fund			Cash Account			Amount			
	450 - SRWA - Operations			450.11000 (Cash)			$90.00			

Payment Register

From Payment Date: 7/12/2024 - To Payment Date: 7/18/2024

Number	Date	Status	Void Reason	Reconciled/ Voided Date	Source	Payee Name	Transaction Amount	Reconciled Amount	Difference
144214	07/18/2024	Open			Accounts Payable	WESTECHINDUSTRIES INC	$3,850.00		

Invoice	Date	Description	Amount
EP 23-152T	07/12/2024	EP 23-152E IMPROVEMENT SECURITY REFUNDED 2401 MIRA FLORES DR	$3,850.00

Paying Fund	Cash Account	Amount
110 - General Fund	110.11000 (Cash)	$3,850.00

Type Check Totals: 131 Transactions $3,426,825.17

AP - Accounts Payable Totals

Checks	Status	Count	Transaction Amount	Reconciled Amount
	Open	131	$3,426,825.17	$0.00
	Reconciled	0	$0.00	$0.00
	Voided	0	$0.00	$0.00
	Stopped	0	$0.00	$0.00
	Total	131	$3,426,825.17	$0.00

All	Status	Count	Transaction Amount	Reconciled Amount
	Open	131	$3,426,825.17	$0.00
	Reconciled	0	$0.00	$0.00
	Voided	0	$0.00	$0.00
	Stopped	0	$0.00	$0.00
	Total	131	$3,426,825.17	$0.00

Grand Totals:

Checks	Status	Count	Transaction Amount	Reconciled Amount
	Open	**131**	**$3,426,825.17**	**$0.00**
	Reconciled	**0**	**$0.00**	**$0.00**
	Voided	**0**	**$0.00**	**$0.00**
	Stopped	**0**	**$0.00**	**$0.00**
	Total	**131**	**$3,426,825.17**	**$0.00**

All	Status	Count	Transaction Amount	Reconciled Amount
	Open	**131**	**$3,426,825.17**	**$0.00**
	Reconciled	**0**	**$0.00**	**$0.00**
	Voided	**0**	**$0.00**	**$0.00**
	Stopped	**0**	**$0.00**	**$0.00**
	Total	**131**	**$3,426,825.17**	**$0.00**

Payment Register

From Payment Date: 7/19/2024 - To Payment Date: 7/25/2024

Number	Date	Status	Void Reason	Reconciled/ Voided Date	Source	Payee Name	Transaction Amount	Reconciled Amount	Difference
AP - Accounts Payable									
Check									
144215	07/19/2024	Open			Accounts Payable	Malm Fagundes LLP	$583.39		

Invoice	Date	Description	Amount
35795	06/30/2024	Jammu vs COT Special Counsel thru 6/30/2024	$583.39

Paying Fund	Cash Account	Amount
110 - General Fund	110.11000 (Cash)	$583.39

144216	07/19/2024	Open			Accounts Payable	Petrulakis Law & Advocacy, APC	$45,389.73

Invoice	Date	Description	Amount
2704	10/31/2023	Cannabis Regulation 10-31-23	$2,010.00
2705	10/31/2023	Transit 10-31-23	$270.00
2706	10/31/2023	General Municipal 10-31-23	$27,979.00
2707	10/31/2023	Homelessness Policy 10-31-23	$870.00
2708	10/31/2023	Clean Water Ventures 10-31-23	$6,292.50
2709	10/31/2023	Roads Program 10-31-23	$360.00
2710	10/31/2023	Housing 10-31-23	$690.00
2757	06/25/2024	Subcontracted Counsel - Herum Crabtree Invoice 112103 6-25-24	$6,918.23

Paying Fund	Cash Account	Amount
110 - General Fund	110.11000 (Cash)	$44,759.73
115 - Measure A - Roads	115.11000 (Cash)	$360.00
426 - Transit	426.11000 (Cash)	$270.00

144217	07/23/2024	Open			Utility Management Refund	CARDENAS, JESSE	$316.89

Account Type	Account Number	Description	Transaction Date	Transaction Type
Single Family Res Metered	420581-009	MOVE-OUT CREDIT	07/23/2024	Refund

Paying Fund	Cash Account	Amount
420 - WATER	420.11000 (Cash)	$316.89

144218	07/23/2024	Open			Utility Management Refund	CASTANEDA, JESUS	$203.72

Account Type	Account Number	Description	Transaction Date	Transaction Type
Single Family Res Metered	206725-010	MOVE-OUT CREDIT	07/17/2024	Refund

Paying Fund	Cash Account	Amount
119 - American Rescue Plan Act	119.11000 (Cash)	$0.23
420 - WATER	420.11000 (Cash)	$203.49

144219	07/23/2024	Open			Utility Management Refund	JEFFERY, ALLISON	$21.51

Account Type	Account Number	Description	Transaction Date	Transaction Type
Single Family Res Metered	224944-004	MOVE-OUT CREDIT	07/23/2024	Refund

Paying Fund	Cash Account	Amount
420 - WATER	420.11000 (Cash)	$21.51

144220	07/23/2024	Open			Utility Management Refund	JIZEH, RIMO	$394.62

Account Type	Account Number	Description	Transaction Date	Transaction Type
Single Family Res Metered	863068-005	MOVE-OUT CREDIT	07/17/2024	Refund

Paying Fund	Cash Account	Amount
420 - WATER	420.11000 (Cash)	$394.62

Payment Register

From Payment Date: 7/19/2024 - To Payment Date: 7/25/2024

Number	Date	Status	Void Reason	Reconciled/ Voided Date	Source	Payee Name	Transaction Amount	Reconciled Amount	Difference
144221	07/23/2024	Open			Utility Management Refund	PUREWAL, KAMALJEET	$175.18		

Account Type	Account Number	Description	Transaction Date	Transaction Type
Single Family Res Metered	115150-001	MOVE-OUT CREDIT	07/23/2024	Refund

Paying Fund	Cash Account	Amount
420 - WATER	420.11000 (Cash)	$175.18

Number	Date	Status	Void Reason	Reconciled/ Voided Date	Source	Payee Name	Transaction Amount	Reconciled Amount	Difference
144222	07/23/2024	Open			Utility Management Refund	SNEDIGAR, JASON, M	$80.62		

Account Type	Account Number	Description	Transaction Date	Transaction Type
Single Family Res Metered	810967-002	MOVE-OUT CREDIT	07/17/2024	Refund

Paying Fund	Cash Account	Amount
420 - WATER	420.11000 (Cash)	$80.62

Number	Date	Status	Void Reason	Reconciled/ Voided Date	Source	Payee Name	Transaction Amount	Reconciled Amount	Difference
144223	07/23/2024	Open			Utility Management Refund	WEAVER, HARRY	$2,151.21		

Account Type	Account Number	Description	Transaction Date	Transaction Type
Single Family Res Metered	686336-001	CUSTOMER MADE PAYMENT IN ERROR. CUST REQUESTED A REFUND	07/17/2024	Refund

Paying Fund	Cash Account	Amount
420 - WATER	420.11000 (Cash)	$2,151.21

Number	Date	Status	Void Reason	Reconciled/ Voided Date	Source	Payee Name	Transaction Amount	Reconciled Amount	Difference
144224	07/25/2024	Open			Accounts Payable	A-Z BUS SALES INC	$537.69		

Invoice	Date	Description	Amount
INVSAC22302	07/16/2024	714582 Mirror Head Deluxe Heated Right	$481.94
INVSAC22448	07/18/2024	3300439 SWITCH-SPST RAMP DEP/STOW ENG	$55.75

Paying Fund	Cash Account	Amount
426 - Transit	426.11000 (Cash)	$537.69

Number	Date	Status	Void Reason	Reconciled/ Voided Date	Source	Payee Name	Transaction Amount	Reconciled Amount	Difference
144225	07/25/2024	Open			Accounts Payable	ALLEGIANCE INDUSTRIAL SUPPLY, LLC	$1,155.47		

Invoice	Date	Description	Amount
INV3043	07/10/2024	SHIPPING & RECEIVING GENERAL SUPPLIES	$111.23
INV2990	07/02/2024	SHIPPING & RECEIVING GENERAL SUPPLIES	$304.15
INV3113	07/17/2024	ALLEGIANCE - JANITORIAL SUPPLIES	$119.92
INV3100	07/15/2024	ALLEGIANCE - JANITORIAL SUPPLIES	$294.29
INV3174	07/22/2024	ALLEGIANCE - JANITORIAL SUPPLIES	$325.88

Paying Fund	Cash Account	Amount
410 - WATER QUALITY CONTROL (WQC)	410.11000 (Cash)	$1,155.47

Number	Date	Status	Void Reason	Reconciled/ Voided Date	Source	Payee Name	Transaction Amount	Reconciled Amount	Difference
144226	07/25/2024	Open			Accounts Payable	AT&T / CALNET 3	$6,193.83		

Invoice	Date	Description	Amount
000022001149	07/13/2024	BAN #9391034901 (T1 LINE - 4-way split)	$155.55
000022001007	07/13/2024	BAN #9391034847 /City-wide system 2096682612957 -6/13/24-7/12/24	$753.91
000022001003	07/13/2024	BAN #9391034842 / PSF Phones 2096323265 (6/13/24-7/12/24)	$507.08
MULTI 7/13/24	07/13/2024	Multiple COT accounts paid on 2/22/24 (JUNE-JULY 2024)	$4,777.29

Paying Fund	Cash Account	Amount
110 - General Fund	110.11000 (Cash)	$5,430.09
205 - Sports Facilities	205.11000 (Cash)	$53.64
217 - Streets - Gas Tax	217.11000 (Cash)	$5.77

Number	Date	Status	Void Reason	Reconciled/ Voided Date	Source	Payee Name	Transaction Amount	Reconciled Amount	Difference
	246 - Landscape Assessment			246.11000 (Cash)			$5.77		
	255 - CDBG			255.11000 (Cash)			$10.30		
	410 - WATER QUALITY CONTROL (WQC)			410.11000 (Cash)			$229.98		
	420 - WATER			420.11000 (Cash)			$101.30		
	426 - Transit			426.11000 (Cash)			$120.79		
	501 - Information Technology			501.11000 (Cash)			$166.22		
	505 - Fleet			505.11000 (Cash)			$69.97		
144227	07/25/2024	Open			Accounts Payable	AT&T California, AT&T Wholesale, AT&T DataComm	$187.25		
	Invoice		Date	Description			Amount		
	7/18/24		07/18/2024	Monthly Internet Service - 7/19/24-8/18/24			$187.25		
	Paying Fund			Cash Account			Amount		
	501 - Information Technology			501.11000 (Cash)			$187.25		
144228	07/25/2024	Open			Accounts Payable	AT&T MOBILITY	$2,925.85		
	Invoice		Date	Description			Amount		
	4173X06272024		06/30/2024	287310834173 / SIM CARDS FOR SRWA			$1,328.51		
	5677X06272024		06/30/2024	287262975677 / WQC/Utilities Phones/Data (6/19/24)			$1,096.75		
	X07102024		07/02/2024	FIRE - JUN 03 - JUL 02, 2024			$500.59		
	Paying Fund			Cash Account			Amount		
	110 - General Fund			110.11000 (Cash)			$500.59		
	410 - WATER QUALITY CONTROL (WQC)			410.11000 (Cash)			$1,812.84		
	420 - WATER			420.11000 (Cash)			$491.53		
	450 - SRWA - Operations			450.11000 (Cash)			$120.89		
144229	07/25/2024	Open			Accounts Payable	ATKINSON, ANDELSON, LOYA, RUUD & ROMO	$23,171.94		
	Invoice		Date	Description			Amount		
	719277		06/30/2024	Legal Services June 2024			$23,171.94		
	Paying Fund			Cash Account			Amount		
	110 - General Fund			110.11000 (Cash)			$23,171.94		
144230	07/25/2024	Open			Accounts Payable	AUDIO GENERAL INC	$3,999.57		
	Invoice		Date	Description			Amount		
	72861		06/21/2024	OPTOMA ZU606TST-W LASER DLP PROJECTOR			$3,999.57		
	Paying Fund			Cash Account			Amount		
	110 - General Fund			110.11000 (Cash)			$2,279.76		
	113 - Parks, Arts & Rec Commission			113.11000 (Cash)			$1,199.87		
	120 - Tourism			120.11000 (Cash)			$519.94		
144231	07/25/2024	Open			Accounts Payable	BLD CONSULTING	$6,000.00		
	Invoice		Date	Description			Amount		
	2022-0191		07/01/2024	DATA MANAGEMENT SERVICES & REVIEWER TOOL			$6,000.00		
	Paying Fund			Cash Account			Amount		
	116 - Special Public Safety			116.11000 (Cash)			$6,000.00		
144232	07/25/2024	Open			Accounts Payable	BONANDER AUTO TRUCK & TRAILER INC	$755.34		
	Invoice		Date	Description			Amount		
	274343		07/11/2024	KS)ACTUATOR			$10.23		
	274503		07/18/2024	ENGINE PARTS			$342.98		
	274499		07/18/2024	GENERATOR			$402.13		

Payment Register

From Payment Date: 7/19/2024 - To Payment Date: 7/25/2024

Number	Date	Status	Void Reason	Reconciled/ Voided Date	Source	Payee Name	Transaction Amount	Reconciled Amount	Difference
	Paying Fund			Cash Account			Amount		
	110 - General Fund			110.11000 (Cash)			$402.13		
	426 - Transit			426.11000 (Cash)			$353.21		
144233	07/25/2024	Open			Accounts Payable	BSK & ASSOCIATES	$12,934.00		
	Invoice		Date	Description			Amount		
	0106663		06/30/2024	19-51B Columbia Pool Improvements Construction-6/30/24			$12,934.00		
	Paying Fund			Cash Account			Amount		
	301 - Capital Improvements			301.11000 (Cash)			$12,934.00		
144234	07/25/2024	Open			Accounts Payable	Bugler Construction, Inc.	$87,064.00		
	Invoice		Date	Description			Amount		
	PP1/CP 22-005		04/09/2024	22-005 Washington Rd Bridge Railing Repair-11/15/22 - 4/9/24			$87,064.00		
	Paying Fund			Cash Account			Amount		
	218 - Measure L			218.11000 (Cash)			$87,064.00		
144235	07/25/2024	Open			Accounts Payable	CCME, Inc.	$20,190.13		
	Invoice		Date	Description			Amount		
	3		06/30/2024	23-031 CM for Roads Task Order No.1 Bid Package 1			$20,190.13		
	Paying Fund			Cash Account			Amount		
	115 - Measure A - Roads			115.11000 (Cash)			$20,190.13		
144236	07/25/2024	Open			Accounts Payable	CELLEBRITE USA CORP	$21,399.56		
	Invoice		Date	Description			Amount		
	INVUS272315		07/12/2024	Annual Subscription Oct 04, 2023 - Oct 03, 2024			$21,399.56		
	Paying Fund			Cash Account			Amount		
	110 - General Fund			110.11000 (Cash)			$21,399.56		
144237	07/25/2024	Open			Accounts Payable	CHARTER COMMUNICATIONS	$399.00		
	Invoice		Date	Description			Amount		
	170075001070124		07/01/2024	170075001 / CITY HALL 156 S Broadway #116 City Wide Internet			$399.00		
	Paying Fund			Cash Account			Amount		
	501 - Information Technology			501.11000 (Cash)			$399.00		
144238	07/25/2024	Open			Accounts Payable	CINTAS FIRST AID AND SAFETY, CINTAS CORP NO 2	$51.60		
	Invoice		Date	Description			Amount		
	5218723107		07/01/2024	WQC MEDICAL SUPPLIES			$51.60		
	Paying Fund			Cash Account			Amount		
	410 - WATER QUALITY CONTROL (WQC)			410.11000 (Cash)			$25.80		
	420 - WATER			420.11000 (Cash)			$25.80		
144239	07/25/2024	Open			Accounts Payable	CITY OF MODESTO	$55,382.78		
	Invoice		Date	Description			Amount		
	148210		07/01/2024	FIRE ADMINISTRATIVE SERVICES JULY 2024			$31,948.46		
	146823		06/07/2024	FLEET MAINTENANCE APRIL 2024			$23,434.32		
	Paying Fund			Cash Account			Amount		
	110 - General Fund			110.11000 (Cash)			$55,382.78		

Payment Register

From Payment Date: 7/19/2024 - To Payment Date: 7/25/2024

Number	Date	Status	Void Reason	Reconciled/ Voided Date	Source	Payee Name	Transaction Amount	Reconciled Amount	Difference
144240	07/25/2024	Open			Accounts Payable	CULLIGAN INC	$40.00		
	Invoice		Date	Description			Amount		
	Transit 6/30/24		07/01/2024	Water Softener Exchange Service for Transit 7/1/24-7/31/24			$40.00		
	Paying Fund			Cash Account			Amount		
	426 - Transit			426.11000 (Cash)			$40.00		
144241	07/25/2024	Open			Accounts Payable	CVCWA	$7,250.00		
	Invoice		Date	Description			Amount		
	2425-46-G		07/01/2024	ASSOCIATION DUES STATEMENT JULY 2024 TO JUNE 2025			$7,250.00		
	Paying Fund			Cash Account			Amount		
	410 - WATER QUALITY CONTROL (WQC)			410.11000 (Cash)			$7,250.00		
144242	07/25/2024	Open			Accounts Payable	DELL MARKETING LP	$6,499.54		
	Invoice		Date	Description			Amount		
	10759824147		07/13/2024	Laptops - Fire			$6,499.54		
	Paying Fund			Cash Account			Amount		
	116 - Special Public Safety			116.11000 (Cash)			$6,499.54		
144243	07/25/2024	Open			Accounts Payable	Delta Regional Monitoring Program	$20,600.00		
	Invoice		Date	Description			Amount		
	24-039		07/08/2024	DELTA REGIONAL MONITORING PROGRAM 2024-25 PHASE II MS4			$20,600.00		
	Paying Fund			Cash Account			Amount		
	410 - WATER QUALITY CONTROL (WQC)			410.11000 (Cash)			$20,600.00		
144244	07/25/2024	Open			Accounts Payable	EDGES ELECTRICAL GROUP LLC	$904.05		
	Invoice		Date	Description			Amount		
	S6195784.001		07/09/2024	FUSES FOR RESTOCK			$235.06		
	S6198509.001		07/11/2024	CORP YARD GATE BREAKERS			$17.29		
	S6186032.001		07/08/2024	RESTOCK WIRE FOR THE STREET LIGHT INVENTORY			$496.75		
	S6189832.001		07/01/2024	WQC KRISTY BOX WITH LID FOR THE PLANT			$154.95		
	Paying Fund			Cash Account			Amount		
	246 - Landscape Assessment			246.11000 (Cash)			$731.81		
	410 - WATER QUALITY CONTROL (WQC)			410.11000 (Cash)			$172.24		
144245	07/25/2024	Open			Accounts Payable	ENGINEERED FIRE SYST INC	$1,250.00		
	Invoice		Date	Description			Amount		
	21534		06/30/2024	PLAN CHECKING SERVICE - JUNE 2024			$1,250.00		
	Paying Fund			Cash Account			Amount		
	110 - General Fund			110.11000 (Cash)			$1,250.00		
144246	07/25/2024	Open			Accounts Payable	ENTERPRISE FM TRUST	$4,800.00		
	Invoice		Date	Description			Amount		
	FBN5083369		07/03/2024	SRWA Enterprise Leased Vehicles - July 2024			$4,800.00		
	Paying Fund			Cash Account			Amount		
	450 - SRWA - Operations			450.11000 (Cash)			$4,800.00		
144247	07/25/2024	Open			Accounts Payable	FASTENAL COMPANY INC	$1,396.51		
	Invoice		Date	Description			Amount		
	CATUR192808		07/05/2024	SHIPPING & RECEIVING GENERAL SUPPLIES			$788.86		
	CATUR192837		07/05/2024	SHIPPING & RECEIVING GENERAL SUPPLIES			$325.22		
	CATUR192891		07/10/2024	SHIPPING & RECEIVING GENERAL SUPPLIES			$282.43		

Payment Register

From Payment Date: 7/19/2024 - To Payment Date: 7/25/2024

Number	Date	Status	Void Reason	Reconciled/ Voided Date	Source	Payee Name	Transaction Amount	Reconciled Amount	Difference
	Paying Fund			Cash Account			Amount		
	217 - Streets - Gas Tax			217.11000 (Cash)			$282.43		
	410 - WATER QUALITY CONTROL (WQC)			410.11000 (Cash)			$1,114.08		
144248	07/25/2024	Open			Accounts Payable	FEDERAL EXPRESS	$105.34		
	Invoice		Date	Description			Amount		
	8-564-46690		07/19/2024	SHIPPING CHARGES FOR 7/19/24			$105.34		
	Paying Fund			Cash Account			Amount		
	110 - General Fund			110.11000 (Cash)			$67.70		
	410 - WATER QUALITY CONTROL (WQC)			410.11000 (Cash)			$37.64		
144249	07/25/2024	Open			Accounts Payable	FIRST SHIELD SECURITY AND PATROL	$462.00		
	Invoice		Date	Description			Amount		
	5155		07/18/2024	Special Meetings - June 2024			$462.00		
	Paying Fund			Cash Account			Amount		
	110 - General Fund			110.11000 (Cash)			$462.00		
144250	07/25/2024	Open			Accounts Payable	GARTON TRACTOR INC	$24,407.41		
	Invoice		Date	Description			Amount		
	E0147801		06/27/2024	American Landmaster UTV			$24,407.41		
	Paying Fund			Cash Account			Amount		
	506 - Vehicle/Equipment Replacement			506.11000 (Cash)			$24,407.41		
144251	07/25/2024	Open			Accounts Payable	Genfare, LLC	$1,102.08		
	Invoice		Date	Description			Amount		
	90201917		07/12/2024	Assy Electronic Key			$482.46		
	90201352		06/10/2024	Cable-PDU, Serv/USB Probe			$619.62		
	Paying Fund			Cash Account			Amount		
	426 - Transit			426.11000 (Cash)			$1,102.08		
144252	07/25/2024	Open			Accounts Payable	GILLIG LLC	$1,557.81		
	Invoice		Date	Description			Amount		
	41195533		07/10/2024	04-42849-000 1 EA VALVE-RELAY R-12DC 5.5PSI			$244.92		
	41195534		07/10/2024	04-43094-000 VALVE ASM,E-8P BRK, W/TREADLE			$389.48		
	41196630		07/12/2024	04-56627-000 1 EA REGULATOR, AIR PRESSURE 23PSI			$43.63		
	41196631		07/12/2024	53-00467-000 1 EA VALVE, SPRING BRAKE CONT SR-1			$230.17		
	41198155		07/17/2024	82-59990-000N 2 EA KIT, BRAKE PAD EX225			$649.61		
	Paying Fund			Cash Account			Amount		
	426 - Transit			426.11000 (Cash)			$1,557.81		
144253	07/25/2024	Open			Accounts Payable	GOMES & SONS INC, JOE M	$39,127.25		
	Invoice		Date	Description			Amount		
	80844		07/15/2024	CUST #24090 - Fuel Expense for 7/1/24 - 7/15/24			$36,267.72		
	80662		07/01/2024	Fuel for Fire #3			$1,414.28		
	80763		07/11/2024	Fuel for Fire #3			$1,445.25		
	Paying Fund			Cash Account			Amount		
	110 - General Fund			110.11000 (Cash)			$19,667.95		
	205 - Sports Facilities			205.11000 (Cash)			$542.13		
	217 - Streets - Gas Tax			217.11000 (Cash)			$1,889.67		
	246 - Landscape Assessment			246.11000 (Cash)			$1,669.68		

Number	Date	Status	Void Reason	Reconciled/ Voided Date	Source	Payee Name		Transaction Amount	Reconciled Amount	Difference
	255 - CDBG			255.11000 (Cash)			$129.41			
	410 - WATER QUALITY CONTROL (WQC)			410.11000 (Cash)			$2,733.67			
	420 - WATER			420.11000 (Cash)			$2,893.07			
	426 - Transit			426.11000 (Cash)			$9,194.31			
	450 - SRWA - Operations			450.11000 (Cash)			$370.95			
	505 - Fleet			505.11000 (Cash)			$36.41			
144254	07/25/2024	Voided	INCORRECT ENTRY	07/26/2024	Accounts Payable	GOMES PROPANE		$104.91		
	Invoice		Date	Description			Amount			
	12665		06/03/2024	PROPANE			$78.70			
	12671		06/18/2024	PROPANE			$26.21			
	Paying Fund			Cash Account			Amount			
	219 - SB1 Road Maint & Rehab Account			219.11000 (Cash)			$104.91			
144255	07/25/2024	Open			Accounts Payable	GRAINGER INC, W W		$2,545.91		
	Invoice		Date	Description			Amount			
	9171887541		07/03/2024	SHIPPING & RECEIVING GENERAL SUPPLIES			$86.88			
	9174588062		07/08/2024	SHIPPING & RECEIVING GENERAL SUPPLIES			$134.12			
	9125290768		05/20/2024	SHIPPING & RECEIVING GENERAL SUPPLIES			$210.73			
	9182402553		07/15/2024	SRWA Supplies - Flammable Safety Cabinet			$1,972.89			
	9172501679		07/03/2024	WQC SUPPLIES			$141.29			
	Paying Fund			Cash Account			Amount			
	410 - WATER QUALITY CONTROL (WQC)			410.11000 (Cash)			$573.02			
	450 - SRWA - Operations			450.11000 (Cash)			$1,972.89			
144256	07/25/2024	Open			Accounts Payable	Harris & Associates, Inc.		$4,650.00		
	Invoice		Date	Description			Amount			
	63731		06/30/2024	Development Impact Fee Services 5/26/24 - 6/29/24			$4,650.00			
	Paying Fund			Cash Account			Amount			
	110 - General Fund			110.11000 (Cash)			$4,650.00			
144257	07/25/2024	Open			Accounts Payable	HASA INC		$14,841.31		
	Invoice		Date	Description			Amount			
	966128		06/30/2024	SUPPLY AND DELIVERY OF SODIUM HYPOCHLORITE			$14,841.31			
	Paying Fund			Cash Account			Amount			
	410 - WATER QUALITY CONTROL (WQC)			410.11000 (Cash)			$14,841.31			
144258	07/25/2024	Open			Accounts Payable	HD SUPPLY INC, DBA USABLUEBOOK		$468.40		
	Invoice		Date	Description			Amount			
	INV00417100		07/09/2024	LAB SUPPLIES			$286.72			
	INV00418794		07/10/2024	SRWA supplies - Replacement Probe			$678.53			
	SCN126242		07/16/2024	SRWA supplies - CREDIT for Faulty Probe			($678.53)			
	INV00344261		06/30/2024	WQC SUPPLIES			$181.68			
	Paying Fund			Cash Account			Amount			
	410 - WATER QUALITY CONTROL (WQC)			410.11000 (Cash)			$468.40			
144259	07/25/2024	Open			Accounts Payable	HILMAR LUMBER INC		$1,214.42		
	Invoice		Date	Description			Amount			
	675461		07/08/2024	WQC SUPPLIES			$646.10			
	676788		07/16/2024	WQC SUPPLIES			$114.86			
	675834		07/10/2024	WQC SUPPLIES			$123.26			

Payment Register

From Payment Date: 7/19/2024 - To Payment Date: 7/25/2024

Number	Date	Status	Void Reason	Reconciled/ Voided Date	Source	Payee Name	Transaction Amount	Reconciled Amount	Difference
	675598		07/09/2024	WQC SUPPLIES			$255.22		
	676223		07/12/2024	WQC SUPPLIES			$164.06		
	676522		07/15/2024	WQC SUPPLIES			$46.30		
	673673		06/30/2024	WQC SUPPLIES			$68.81		
	673609		06/30/2024	CREDIT MEMO			($204.19)		
	Paying Fund			Cash Account			Amount		
	410 - WATER QUALITY CONTROL (WQC)			410.11000 (Cash)			$1,214.42		
144260	07/25/2024	Open			Accounts Payable	IC REFRIGERATION SERVICE, INC.	$218.75		
	Invoice		Date	Description			Amount		
	2437860		04/20/2024	HVACR Service Call - 701 S. Walnut Rd.			$218.75		
	Paying Fund			Cash Account			Amount		
	246 - Landscape Assessment			246.11000 (Cash)			$218.75		
144261	07/25/2024	Open			Accounts Payable	Life-Assist, Inc	$488.21		
	Invoice		Date	Description			Amount		
	1455644		07/17/2024	Quikclot			$488.21		
	Paying Fund			Cash Account			Amount		
	110 - General Fund			110.11000 (Cash)			$488.21		
144262	07/25/2024	Open			Accounts Payable	Mark Thomas & Company, Inc.	$7,904.92		
	Invoice		Date	Description			Amount		
	51922		06/30/2024	23-052 Mark Thomas Task Order No.2 Roads Prog-Geer Rd-6/30/24			$7,904.92		
	Paying Fund			Cash Account			Amount		
	115 - Measure A - Roads			115.11000 (Cash)			$7,904.92		
144263	07/25/2024	Open			Accounts Payable	MGT OF AMERICA INC	$12,106.00		
	Invoice		Date	Description			Amount		
	58719		06/30/2024	Update Procurement Policy FY 23/24			$12,106.00		
	Paying Fund			Cash Account			Amount		
	204 - SolidWaste/Recycle/PublicEducati			204.11000 (Cash)			$12,106.00		
144264	07/25/2024	Open			Accounts Payable	MICROBIZ SECURITY COMPANY	$18,946.95		
	Invoice		Date	Description			Amount		
	73873		07/08/2024	Standard Software Agreement Renewal 7/1/2024 - 6/30/2025			$9,734.81		
	73874		07/08/2024	Limited Maintenance Agreement renewal 7/1/2024 - 6/30/2025			$6,971.00		
	73598		05/28/2024	PD Evidence Room			$2,241.14		
	Paying Fund			Cash Account			Amount		
	110 - General Fund			110.11000 (Cash)			$2,241.14		
	501 - Information Technology			501.11000 (Cash)			$16,705.81		
144265	07/25/2024	Open			Accounts Payable	Mid Valley IT	$1,276.65		
	Invoice		Date	Description			Amount		
	202144252		07/08/2024	Conduit Install			$1,276.65		
	Paying Fund			Cash Account			Amount		
	501 - Information Technology			501.11000 (Cash)			$1,276.65		
144266	07/25/2024	Open			Accounts Payable	Midstate Automotive Equipment Company	$743.40		
	Invoice		Date	Description			Amount		
	24010706		07/17/2024	Jack Assembly			$743.40		
	Paying Fund			Cash Account			Amount		

Payment Register

From Payment Date: 7/19/2024 - To Payment Date: 7/25/2024

Number	Date	Status	Void Reason	Reconciled/ Voided Date	Source	Payee Name	Transaction Amount	Reconciled Amount	Difference
	426 - Transit			426.11000 (Cash)			$743.40		
144267	07/25/2024	Open			Accounts Payable	MO-CAL OFFICE SOLUTIONS INC	$130.11		
	Invoice		Date	Description			Amount		
	AR1139042		06/30/2024	PD BACKGROUNDS OVERAGE 7/1/23-6/30/24 (RICHO IMC300F)			$130.11		
	Paying Fund			Cash Account			Amount		
	110 - General Fund			110.11000 (Cash)			$130.11		
144268	07/25/2024	Open			Accounts Payable	MUNISERVICES LLC	$625.00		
	Invoice		Date	Description			Amount		
	INV06-019152		06/30/2024	STARS Services for 1st Quarter 2024 Data			$625.00		
	Paying Fund			Cash Account			Amount		
	110 - General Fund			110.11000 (Cash)			$625.00		
144269	07/25/2024	Open			Accounts Payable	MWI VETERINARY SUPPLY CO DBA MWI ANIMAL HEALTH	$157.15		
	Invoice		Date	Description			Amount		
	55491485		07/11/2024	AC FIRST AID SUPPLIES			$157.15		
	Paying Fund			Cash Account			Amount		
	110 - General Fund			110.11000 (Cash)			$157.15		
144270	07/25/2024	Open			Accounts Payable	NAPA AUTO PARTS	$1,348.14		
	Invoice		Date	Description			Amount		
	822892		07/10/2024	TESTER PRINTER-Credit for Orig 1041-822818			($433.41)		
	822800		07/08/2024	CBT3000 DHC TESTER W PRINTER			$433.41		
	823115		07/15/2024	765-1463 PTX SUPER ADHESIVE - WEAT (210			$10.85		
	823274		07/18/2024	BATTEIES			$1,298.07		
	823328		07/19/2024	MBI REMAN VALVE			$39.22		
	Paying Fund			Cash Account			Amount		
	110 - General Fund			110.11000 (Cash)			$10.85		
	426 - Transit			426.11000 (Cash)			$1,337.29		
144271	07/25/2024	Open			Accounts Payable	NESTLE WATERS NORTH AMERICA	$633.42		
	Invoice		Date	Description			Amount		
	14G0033258518		06/30/2024	5 GALLON NESTLE DRINKING WATER RESOURCE BUILDING 6.7.24-7.6-24			$63.77		
	14G0033242363		06/30/2024	5 GALLON NESTLE DRINKING WATER UTILITIES 6.7.24-7.6.24			$262.28		
	14G0033242389		06/30/2024	5 GALLON NESTLE DRINKINGWASTE MGMT WATER TREATMENT 6.7.24-7.6.24			$307.37		
	Paying Fund			Cash Account			Amount		
	410 - WATER QUALITY CONTROL (WQC)			410.11000 (Cash)			$316.70		
	420 - WATER			420.11000 (Cash)			$316.72		
144272	07/25/2024	Open			Accounts Payable	NEXT LEVEL PARTS INC	$3,152.01		
	Invoice		Date	Description			Amount		
	8577-427553		07/10/2024	ROTORS AND PADS			$207.72		
	8577-427571		07/10/2024	RD-5-13259-2P fan assembly			$733.81		
	8577-427583		07/10/2024	SPACER			$16.27		
	8577-427584		07/10/2024	COMPRESSOR			$395.62		
	8577-427864		07/16/2024	BRAKE PADS-PROF PLAT			$47.44		
	8577-427782		07/15/2024	battery			$189.20		
	8577-427719		07/12/2024	FAN CLUTCH SPANNER W			$71.68		

Payment Register

From Payment Date: 7/19/2024 - To Payment Date: 7/25/2024

Number	Date	Status	Void Reason	Reconciled/ Voided Date	Source	Payee Name		Transaction Amount	Reconciled Amount	Difference
	8577-1070006		07/16/2024	BRAKE PADS			$47.44			
	8577-427934		07/17/2024	BATTEY			$173.62			
	8577-427944		07/17/2024	rotors and pads			$207.72			
	8577-427961		07/17/2024	air filter			$49.91			
	8577-427970		07/17/2024	ROTORS AND PADS			$205.01			
	8577-427966		07/17/2024	ROTORS AND PADS			$167.05			
	8577-427984		07/17/2024	ALTERNATOR-RMFD			$183.02			
	8577-427996		07/17/2024	BELTS			$42.85			
	8577-428010		07/17/2024	battery-Credit for Orig 427371			($23.90)			
	8577-428011		07/17/2024	battery-Credit for Orig 364146			($29.33)			
	8577-428027		07/18/2024	oil filter			$11.05			
	8577-428028		07/18/2024	battery			$160.86			
	8577-428029		07/18/2024	oil filter			$6.97			
	8577-428030		07/18/2024	THREAD SEALANT TAPE			$1.04			
	8577-428056		07/18/2024	MINI BULB			$14.34			
	8577-428060		07/18/2024	MINI LIGHT BAR			$272.62			
	Paying Fund			Cash Account			Amount			
	110 - General Fund			110.11000 (Cash)			$1,221.30			
	217 - Streets - Gas Tax			217.11000 (Cash)			$258.67			
	246 - Landscape Assessment			246.11000 (Cash)			$49.82			
	410 - WATER QUALITY CONTROL (WQC)			410.11000 (Cash)			$188.18			
	420 - WATER			420.11000 (Cash)			$183.02			
	426 - Transit			426.11000 (Cash)			$1,251.02			
144273	07/25/2024	Open			Accounts Payable	NORMAC INC		$18,587.48		
	Invoice		Date	Description			Amount			
	0016281400-002		06/28/2024	MISC IRRIGATION SUPPLIES FOR ASSESSMENTS TEAM			$18,587.48			
	Paying Fund			Cash Account			Amount			
	246 - Landscape Assessment			246.11000 (Cash)			$18,587.48			
144274	07/25/2024	Open			Accounts Payable	NUTRIEN AG SOLUTIONS, INC.		$20,656.00		
	Invoice		Date	Description			Amount			
	55054988		07/10/2024	HERBICIDE FOR PFM			$20,656.00			
	Paying Fund			Cash Account			Amount			
	110 - General Fund			110.11000 (Cash)			$2,013.96			
	217 - Streets - Gas Tax			217.11000 (Cash)			$5,035.94			
	246 - Landscape Assessment			246.11000 (Cash)			$3,534.23			
	410 - WATER QUALITY CONTROL (WQC)			410.11000 (Cash)			$10,071.87			
144275	07/25/2024	Open			Accounts Payable	ON THE SPOT DESIGN		$485.44		
	Invoice		Date	Description			Amount			
	3848		07/12/2024	CITY DOOR DECALS			$485.44			
	Paying Fund			Cash Account			Amount			
	217 - Streets - Gas Tax			217.11000 (Cash)			$121.36			
	246 - Landscape Assessment			246.11000 (Cash)			$121.36			
	410 - WATER QUALITY CONTROL (WQC)			410.11000 (Cash)			$121.36			
	420 - WATER			420.11000 (Cash)			$121.36			
144276	07/25/2024	Open			Accounts Payable	OREILLY AUTO PARTS		$469.21		
	Invoice		Date	Description			Amount			
	2800-448596		07/10/2024	MRY 20045	SWITCHES		$78.34			
	2800-450261		07/15/2024	MHC WV0732	VACUUM TUBE		$6.51			

Number	Date	Status	Void Reason	Reconciled/ Voided Date	Source	Payee Name		Transaction Amount	Reconciled Amount	Difference
	2800-449291		07/12/2024	PARTS			$242.58			
	2800-450769		07/17/2024	STD CBS1155	MULTI SW		$109.14			
	2800-451084		07/18/2024	WIX WF10624	HD FUEL FIL		$32.64			
	Paying Fund			Cash Account			Amount			
	110 - General Fund			110.11000 (Cash)			$242.58			
	217 - Streets - Gas Tax			217.11000 (Cash)			$109.14			
	410 - WATER QUALITY CONTROL (WQC)			410.11000 (Cash)			$32.64			
	426 - Transit			426.11000 (Cash)			$84.85			
144277	07/25/2024	Open			Accounts Payable	P G & E		$12,829.35		
	Invoice		Date	Description			Amount			
	701 WLNT 7/12/24		07/12/2024	6224543828-8 / 701 S Walnut Rd			$70.44			
	CNG 7/12/24		07/12/2024	8466606707-3 / 901 S Walnut Rd CNG			$6,256.02			
	WLNT#A 7/12/24		07/12/2024	3794250242-0 / 701 S Walnut Rd Ste A / CNG Slow Fill Station			$2,859.63			
	FIRE#4 7/13/24		07/13/2024	7556584382-0 / 2820 N Walnut-Fire #4			$36.23			
	PSF 7/12/24		07/12/2024	8391988340-1 / 244 N Broadway-PSF			$3,572.98			
	TRANSIT2 7/12/24		07/12/2024	9448303839-7 / 1418 N Golden State Blvd Ste 2			$9.94			
	TRANSIT1 7/12/24		07/12/2024	0913752739-7 / 1418 N Golden State Blvd Ste 1			$24.11			
	Paying Fund			Cash Account			Amount			
	110 - General Fund			110.11000 (Cash)			$3,609.21			
	426 - Transit			426.11000 (Cash)			$2,893.68			
	505 - Fleet			505.11000 (Cash)			$6,326.46			
144278	07/25/2024	Open			Accounts Payable	PERFORMANCE TRANSMISSION		$4,931.50		
	Invoice		Date	Description			Amount			
	1930		07/19/2024	TRA15-1041OOO TRANSMISSION REPLACEMENT			$4,931.50			
	Paying Fund			Cash Account			Amount			
	426 - Transit			426.11000 (Cash)			$4,931.50			
144279	07/25/2024	Open			Accounts Payable	Platt Electric Supply		$3,168.61		
	Invoice		Date	Description			Amount			
	5I16434		07/05/2024	NEW WIRE TO REPAIR DAMAGED AND STOLEN WIRE KILROY/MARYANNE			$475.52			
	5I05945		07/05/2024	LED AND EMERGENCY LIGHTS FOR PD			$841.64			
	5I09884		07/03/2024	WQC - SHOP STOCK			$149.07			
	5F70366		07/03/2024	TOOLS FOR TRUCK 651			$212.16			
	5I72328		07/15/2024	WIRE RESTOCK TO REPLACE STOLEN WIRE			$238.15			
	5I63617		07/12/2024	WIRE RESTOCK TO REPLACE STOLEN WIRE			$714.45			
	5I50496		07/11/2024	FUSES FOR DONNELLY AERATORS			$358.41			
	5I47426		07/10/2024	FUSES FOR DONNELLY AERATORS			$179.21			
	Paying Fund			Cash Account			Amount			
	110 - General Fund			110.11000 (Cash)			$841.64			
	246 - Landscape Assessment			246.11000 (Cash)			$1,428.12			
	410 - WATER QUALITY CONTROL (WQC)			410.11000 (Cash)			$898.85			
144280	07/25/2024	Open			Accounts Payable	PROVOST AND PRITCHARD ENGINEERING GROUP		$12,071.85		
	Invoice		Date	Description			Amount			
	111358		07/11/2024	Well 35 Grant Assistance June 1-June 30, 2024			$12,071.85			
	Paying Fund			Cash Account			Amount			
	422 - Well Remediation			422.11000 (Cash)			$12,071.85			

Payment Register

From Payment Date: 7/19/2024 - To Payment Date: 7/25/2024

Number	Date	Status	Void Reason	Reconciled/ Voided Date	Source	Payee Name	Transaction Amount	Reconciled Amount	Difference
144281	07/25/2024	Open			Accounts Payable	RDO-VERMEER, LLC	$37.42		
	Invoice		Date	Description			Amount		
	P0757676		07/17/2024	PK09-4040 229802001 KEY-IGNITI			$37.42		
	Paying Fund			Cash Account			Amount		
	246 - Landscape Assessment			246.11000 (Cash)			$37.42		
144282	07/25/2024	Open			Accounts Payable	REXEL INC	$314.82		
	Invoice		Date	Description			Amount		
	S139209524.002		07/11/2024	Supplies for Municipal Services			$314.82		
	Paying Fund			Cash Account			Amount		
	416 - Recycled Water Sales			416.11000 (Cash)			$314.82		
144283	07/25/2024	Open			Accounts Payable	RUSH TRUCK CENTERS OF CALIFORNIA, INC.	$170.61		
	Invoice		Date	Description			Amount		
	3037984097		07/15/2024	REGULATOR, AIR PRESSURE			$109.02		
	3038034051		07/18/2024	1516-TL:PP1 DEF ARMORBLUE			$61.59		
	Paying Fund			Cash Account			Amount		
	410 - WATER QUALITY CONTROL (WQC)			410.11000 (Cash)			$61.59		
	426 - Transit			426.11000 (Cash)			$109.02		
144284	07/25/2024	Open			Accounts Payable	Sandis Civil Engineers Surveyors Planners	$23,776.00		
	Invoice		Date	Description			Amount		
	2406410		06/30/2024	22-035 Intersection Improv Countryside Dr Business Entr-6/30/24			$23,776.00		
	Paying Fund			Cash Account			Amount		
	215 - Streets - Grant Funded Projects			215.11000 (Cash)			$23,776.00		
144285	07/25/2024	Open			Accounts Payable	SHARPENING SHOP	$2,552.96		
	Invoice		Date	Description			Amount		
	416915		03/26/2024	PLEATED AIR FILTER & BAR OIL QUART FOR ASSESSMENTS TEAM			$99.78		
	417401		04/02/2024	2 IN 1 3/8" FILE GUIDE; STARTER RECOIL; TORX 5X12 BOLT			$248.59		
	419696		05/06/2024	LAWN WHEEL; TRIMMER LINE; BLADE LOW LIFT 24.5;36" BUNGEE			$1,156.77		
	419757		05/07/2024	COMPLETE FORESTRY HELMET SYSTEM			$96.67		
	419917		05/08/2024	CARBURETOR ASSY; SPARK PLUG; ROPE; STARTERS HANDLE			$323.09		
	420024		05/10/2024	ANTI-SCALP ROLLER AXLE KIT; LIMITER CAP TOOL KIT; BLADE MULCH			$498.23		
	422314		06/12/2024	TORO BLADE 25-3/16"X1/2" REPLACEMENT			$94.83		
	422853		06/20/2024	POLE SAW REPAIRS			$35.00		
	Paying Fund			Cash Account			Amount		
	205 - Sports Facilities			205.11000 (Cash)			$226.50		
	217 - Streets - Gas Tax			217.11000 (Cash)			$323.09		
	246 - Landscape Assessment			246.11000 (Cash)			$1,505.14		
	410 - WATER QUALITY CONTROL (WQC)			410.11000 (Cash)			$498.23		
144286	07/25/2024	Open			Accounts Payable	SIEGFRIED ENGINEERING INC	$1,114.83		
	Invoice		Date	Description			Amount		
	47844		05/31/2024	23-033 Engineering Design Services Task Order 1-5/1/24-5/31/24			$1,114.83		

Payment Register

From Payment Date: 7/19/2024 - To Payment Date: 7/25/2024

Number	Date	Status	Void Reason	Reconciled/ Voided Date	Source	Payee Name	Transaction Amount	Reconciled Amount	Difference
	Paying Fund			Cash Account		Amount			
	115 - Measure A - Roads			115.11000 (Cash)		$1,114.83			
144287	07/25/2024	Open			Accounts Payable	Sloan Sakai Yeung & Wong LLP	$10,081.00		
	Invoice		Date	Description		Amount			
	55485		06/30/2024	Sloan Sakai Services June 2024		$10,081.00			
	Paying Fund			Cash Account		Amount			
	110 - General Fund			110.11000 (Cash)		$10,081.00			
144288	07/25/2024	Open			Accounts Payable	SOURCE 4 INDUSTRIES, INC.	$5,770.50		
	Invoice		Date	Description		Amount			
	INV25105		05/30/2024	COLUMBIA POOL PRESSURE WASHER		$5,770.50			
	Paying Fund			Cash Account		Amount			
	110 - General Fund			110.11000 (Cash)		$5,770.50			
144289	07/25/2024	Open			Accounts Payable	SOUTHERN TIRE MART	$9,082.96		
	Invoice		Date	Description		Amount			
	7320012297		07/15/2024	tires		$1,257.28			
	7320012295		07/15/2024	tires		$1,675.01			
	7320012293		07/15/2024	tires		$1,040.03			
	7320012176		07/15/2024	tires		$1,759.74			
	7320012292		07/17/2024	tires		$1,094.78			
	7320012364		07/17/2024	tires		$2,256.12			
	Paying Fund			Cash Account		Amount			
	110 - General Fund			110.11000 (Cash)		$4,529.53			
	217 - Streets - Gas Tax			217.11000 (Cash)		$1,257.28			
	410 - WATER QUALITY CONTROL (WQC)			410.11000 (Cash)		$1,040.03			
	420 - WATER			420.11000 (Cash)		$2,256.12			
144290	07/25/2024	Voided	INCORRECT VENDOR	07/26/2024	Accounts Payable	STANISLAUS COUNTY	$1,586.99		
	Invoice		Date	Description		Amount			
	3888		06/30/2024	CNG Pumped from Public Works Morgan Rd Station June 2024		$1,586.99			
	Paying Fund			Cash Account		Amount			
	426 - Transit			426.11000 (Cash)		$1,586.99			
144291	07/25/2024	Open			Accounts Payable	STANISLAUS COUNTY AUDITOR CONTR	$58,022.39		
	Invoice		Date	Description		Amount			
	FY 24-25 Turlock		07/01/2024	Local Agency Formation Commissions (LAFCO) Annual Fees FY 24/25		$58,022.39			
	Paying Fund			Cash Account		Amount			
	110 - General Fund			110.11000 (Cash)		$58,022.39			
144292	07/25/2024	Open			Accounts Payable	STATE WATER RESOURCE CTNL	$220.00		
	Invoice		Date	Description		Amount			
	QUINTANA-GRADE 1		07/18/2024	WASTEWATER TREATMENT PLANT OPERATOR EXAM APPLICATION - QUINTANA		$120.00			
	LUGO - GRADE 1		07/18/2024	WATER DISTRIBUTION OPERATOR APPLICATION - LUGO		$50.00			
	MALDONADO - 1		07/18/2024	WATER DISTRIBUTION OPERATOR APPLICATION - MALDONADO		$50.00			
	Paying Fund			Cash Account		Amount			

Payment Register

From Payment Date: 7/19/2024 - To Payment Date: 7/25/2024

Number	Date	Status	Void Reason	Reconciled/ Voided Date	Source	Payee Name	Transaction Amount	Reconciled Amount	Difference
	410 - WATER QUALITY CONTROL (WQC)			410.11000 (Cash)			$145.00		
	420 - WATER			420.11000 (Cash)			$75.00		
144293	07/25/2024	Open			Accounts Payable	T I D	$346,966.78		
	Invoice		Date	Description			Amount		
	083201 - JULY 24		07/10/2024	ACC#0832010000 - JULY 2024			$10,213.37		
	183201 - JULY 24		07/10/2024	ACC#1832010000 - JULY 2024			$3,932.51		
	283201 - JULY 24		07/10/2024	ACC#2832010000 - JULY 2024			$15,839.74		
	383201 - JULY 24		07/09/2024	ACC#3832010000 - JULY 2024			$4,233.13		
	483201 - JULY 24		07/10/2024	ACC#4832010000 - JULY 2024			$188,511.04		
	683201 - JULY 24		07/10/2024	ACC#6832010000 - JULY 2024			$5,052.29		
	773201 - JULY 24		07/10/2024	ACC#7732010000 - JULY 2024			$11,692.92		
	873201 - JULY 24		07/09/2024	ACC#8732010000 - JULY 2024			$9,813.54		
	973201 - JULY 24		07/10/2024	ACC#9732010000 - JULY 2024			$97,678.24		
	Paying Fund			Cash Account			Amount		
	110 - General Fund			110.11000 (Cash)			$34,032.73		
	205 - Sports Facilities			205.11000 (Cash)			$4,034.41		
	216 - Streets - Local Transportation			216.11000 (Cash)			$27,097.67		
	217 - Streets - Gas Tax			217.11000 (Cash)			$85.42		
	246 - Landscape Assessment			246.11000 (Cash)			$13,554.48		
	410 - WATER QUALITY CONTROL (WQC)			410.11000 (Cash)			$153,199.88		
	416 - Recycled Water Sales			416.11000 (Cash)			$5,921.51		
	420 - WATER			420.11000 (Cash)			$105,823.34		
	426 - Transit			426.11000 (Cash)			$1,402.85		
	505 - Fleet			505.11000 (Cash)			$1,814.49		
144294	07/25/2024	Open			Accounts Payable	The REDESIGN Group	$22,456.79		
	Invoice		Date	Description			Amount		
	6550		08/29/2023	REDESIGN - Dell Server Replacement			$22,456.79		
	Paying Fund			Cash Account			Amount		
	242 - Computer Replacement			242.11000 (Cash)			$22,456.79		
144295	07/25/2024	Open			Accounts Payable	TID	$236.51		
	Invoice		Date	Description			Amount		
	087001059 2024-2		06/30/2024	STATEMENT OF ASSESSMENT 087001059 - 4119 N GOLDEN STATE BLVD			$10.49		
	043038024 2024-2		06/30/2024	STATEMENT OF ASSESSMENT 043038024 - TURLOCK			$118.96		
	044010039 2024-2		06/30/2024	STATEMENT OF ASSESSMENT 044010039 - TURLOCK			$107.06		
	Paying Fund			Cash Account			Amount		
	410 - WATER QUALITY CONTROL (WQC)			410.11000 (Cash)			$236.51		
144296	07/25/2024	Open			Accounts Payable	TOWER ENTERPRISE	$540.24		
	Invoice		Date	Description			Amount		
	13530		07/17/2024	PRE-EMPLOYMENT EVAL FOR PT ACCT:13530			$540.24		
	Paying Fund			Cash Account			Amount		
	110 - General Fund			110.11000 (Cash)			$540.24		
144297	07/25/2024	Open			Accounts Payable	TransTrack Systems, Inc.	$53,655.00		
	Invoice		Date	Description			Amount		
	1654		04/30/2024	April Transit Web-Based Data Management Platform and Related Ser			$19,797.50		

Payment Register

From Payment Date: 7/19/2024 - To Payment Date: 7/25/2024

Number	Date	Status	Void Reason	Reconciled/ Voided Date	Source	Payee Name	Transaction Amount	Reconciled Amount	Difference
	1684		05/31/2024	May Transit Web-Based Data Management Platform and Related Serv			$25,187.50		
	1721		06/30/2024	June Transit Web-Based Data Management Platform and Related Serv			$8,670.00		
	Paying Fund			Cash Account			Amount		
	426 - Transit			426.11000 (Cash)			$53,655.00		
144298	07/25/2024	Open			Accounts Payable	UNIVAR SOLUTIONS USA, LLC dba UNIVAR SOLUTIONS USA	$49,222.66		
	Invoice		Date	Description			Amount		
	52222854		07/02/2024	SODIUM HYPOCHLORITE			$16,416.38		
	52236685		07/09/2024	SODIUM HYPOCHLORITE			$16,407.90		
	52230527		07/05/2024	SODIUM HYPOCHLORITE			$16,398.38		
	Paying Fund			Cash Account			Amount		
	410 - WATER QUALITY CONTROL (WQC)			410.11000 (Cash)			$49,222.66		
144299	07/25/2024	Open			Accounts Payable	US BANK	$637,931.75		
	Invoice		Date	Description			Amount		
	2635588		07/19/2024	TURLOCK PUBLIC FINANCING AUTHORITY WATER REV BONDS, SERIES 2017			$379,718.75		
	2630097		07/12/2024	COT COMM. FACIL. DIST#1(MV CORR) SPCL TX RFND BONDS, SERIES 2015			$258,213.00		
	Paying Fund			Cash Account			Amount		
	420 - WATER			420.11000 (Cash)			$379,718.75		
	705 - NW Triangle Mello Roos (CFD #1)			705.11000 (Cash)			$258,213.00		
144300	07/25/2024	Open			Accounts Payable	VERIZON WIRELESS	$1,802.35		
	Invoice		Date	Description			Amount		
	9968225262		06/30/2024	972530635-00029 UTILITIES (6/4-7/3)			$1,211.68		
	9968225263		06/30/2024	972530635-00030 WQC (6/4-7/3)			$494.13		
	9968225264		06/30/2024	972530635-00032 ELECTRICAL (6/4-7/3)			$54.13		
	9968225267		06/30/2024	972530635-00037-UTILITY METER WELL SITES - MASTER RADIO(6/4-7/3)			$42.41		
	Paying Fund			Cash Account			Amount		
	246 - Landscape Assessment			246.11000 (Cash)			$40.01		
	410 - WATER QUALITY CONTROL (WQC)			410.11000 (Cash)			$1,072.16		
	420 - WATER			420.11000 (Cash)			$635.27		
	450 - SRWA - Operations			450.11000 (Cash)			$54.91		
144301	07/25/2024	Open			Accounts Payable	VERTIV SERVICES, INC	$2,602.50		
	Invoice		Date	Description			Amount		
	13318983		06/30/2024	Service/Labor on UPS			$2,602.50		
	Paying Fund			Cash Account			Amount		
	240 - Small Equipment Replacement			240.11000 (Cash)			$2,602.50		
144302	07/25/2024	Open			Accounts Payable	VWR INTERNATIONAL INC	$284.39		
	Invoice		Date	Description			Amount		
	8816523541		07/10/2024	PRESENCE-ABSENCE BROTH 500 GM			$284.39		
	Paying Fund			Cash Account			Amount		
	420 - WATER			420.11000 (Cash)			$284.39		
144303	07/25/2024	Open			Accounts Payable	WEXBANK	$37.80		
	Invoice		Date	Description			Amount		
	98366799		06/26/2024	SHELL FUEL 7-15-24			$37.80		

Payment Register

From Payment Date: 7/19/2024 - To Payment Date: 7/25/2024

Number	Date	Status	Void Reason	Reconciled/ Voided Date	Source	Payee Name	Transaction Amount	Reconciled Amount	Difference
	Paying Fund			Cash Account			Amount		
	110 - General Fund			110.11000 (Cash)			$37.80		
144304	07/25/2024	Open			Accounts Payable	WILLIAM KENNETH FLANAGAN DBA CAL PAINTING INC	$2,300.00		
	Invoice		Date	Description			Amount		
	7604		07/03/2024	SKIM COAT			$2,300.00		
	Paying Fund			Cash Account			Amount		
	410 - WATER QUALITY CONTROL (WQC)			410.11000 (Cash)			$2,300.00		
144305	07/25/2024	Open			Accounts Payable	ZOLL DATA SYSTEMS, INC.	$1,545.92		
	Invoice		Date	Description			Amount		
	INV00173526		05/01/2024	HOSTED FIRE RMS - JUNE 2024			$1,545.92		
	Paying Fund			Cash Account			Amount		
	116 - Special Public Safety			116.11000 (Cash)			$1,545.92		
144306	07/25/2024	Open			Accounts Payable	GOMES, MELISSA	$146.62		
	Invoice		Date	Description			Amount		
	06152024		06/15/2024	6.15.2024 ANNUAL BLOCK PARTY DEPOSIT REFUND			$146.62		
	Paying Fund			Cash Account			Amount		
	110 - General Fund			110.11000 (Cash)			$146.62		
144307	07/25/2024	Open			Accounts Payable	HARCKSEN, MICHAEL	$600.00		
	Invoice		Date	Description			Amount		
	Prof Dev FY24/25		07/01/2024	PROFESSIONAL DEVELOPMENT FY2425			$600.00		
	Paying Fund			Cash Account			Amount		
	110 - General Fund			110.11000 (Cash)			$600.00		
144308	07/25/2024	Open			Accounts Payable	PERRY, TARYN	$100.00		
	Invoice		Date	Description			Amount		
	2024-0003851		07/22/2024	A/C REFUND			$100.00		
	Paying Fund			Cash Account			Amount		
	203 - Animal Fee Forfeiture			203.11000 (Cash)			$100.00		
144309	07/25/2024	Open			Accounts Payable	SANCHEZ, EMILY	$1,279.00		
	Invoice		Date	Description			Amount		
	15643491		06/18/2024	PLAY Program 2023/2024 family credit			$1,279.00		
	Paying Fund			Cash Account			Amount		
	110 - General Fund			110.11000 (Cash)			$1,279.00		
144310	07/25/2024	Open			Accounts Payable	Schulze, Erik	$656.74		
	Invoice		Date	Description			Amount		
	Prof Dev FY24-25		07/18/2024	Professional Development			$656.74		
	Paying Fund			Cash Account			Amount		
	110 - General Fund			110.11000 (Cash)			$656.74		
144311	07/25/2024	Open			Accounts Payable	SILVEIRA, ADRIAN	$2,474.70		
	Invoice		Date	Description			Amount		
	Comp Loan-FY2425		07/25/2024	TCEA Computer Loan Reimbursement FY 24/25			$2,474.70		
	Paying Fund			Cash Account			Amount		
	110 - General Fund			110.11000 (Cash)			$2,474.70		
144312	07/25/2024	Open			Accounts Payable	TENNELL, SCOTT & MICHELLE	$20.00		
	Invoice		Date	Description			Amount		
	7/10/24 ONLINE		07/22/2024	A/C REFUND			$20.00		

Payment Register

From Payment Date: 7/19/2024 - To Payment Date: 7/25/2024

Number	Date	Status	Void Reason	Reconciled/ Voided Date	Source	Payee Name	Transaction Amount	Reconciled Amount	Difference
	Paying Fund			Cash Account		Amount			
	110 - General Fund			110.11000 (Cash)		$20.00			
144313	07/25/2024	Open			Accounts Payable	ZOETIS US LLC	$67.35		
	Invoice		Date	Description		Amount			
	9024656593		07/17/2024	RIMADYL CAPLETS		$67.35			
	Paying Fund			Cash Account		Amount			
	110 - General Fund			110.11000 (Cash)		$67.35			
144314	07/25/2024	Open			Accounts Payable	ZOETIS US LLC	$439.93		
	Invoice		Date	Description		Amount			
	9024626311		07/15/2024	SYRINGE LUER LOCK, VNGRD RABIES		$439.93			
	Paying Fund			Cash Account		Amount			
	203 - Animal Fee Forfeiture			203.11000 (Cash)		$439.93			
Type Check Totals:					100 Transactions		$1,784,019.48		

AP - Accounts Payable Totals

Checks	Status	Count	Transaction Amount	Reconciled Amount
	Open	98	$1,782,327.58	$0.00
	Reconciled	0	$0.00	$0.00
	Voided	2	$1,691.90	$0.00
	Stopped	0	$0.00	$0.00
	Total	100	$1,784,019.48	$0.00

All	Status	Count	Transaction Amount	Reconciled Amount
	Open	98	$1,782,327.58	$0.00
	Reconciled	0	$0.00	$0.00
	Voided	2	$1,691.90	$0.00
	Stopped	0	$0.00	$0.00
	Total	100	$1,784,019.48	$0.00

Grand Totals:

Checks	**Status**	**Count**	**Transaction Amount**	**Reconciled Amount**
	Open	**98**	**$1,782,327.58**	**$0.00**
	Reconciled	**0**	**$0.00**	**$0.00**
	Voided	**2**	**$1,691.90**	**$0.00**
	Stopped	**0**	**$0.00**	**$0.00**
	Total	**100**	**$1,784,019.48**	**$0.00**

All	**Status**	**Count**	**Transaction Amount**	**Reconciled Amount**
	Open	**98**	**$1,782,327.58**	**$0.00**
	Reconciled	**0**	**$0.00**	**$0.00**
	Voided	**2**	**$1,691.90**	**$0.00**
	Stopped	**0**	**$0.00**	**$0.00**
	Total	**100**	**$1,784,019.48**	**$0.00**

City of Turlock

Payment Register

From Payment Date: 7/26/2024 - To Payment Date: 8/1/2024

Number	Date	Status	Void Reason	Reconciled/ Voided Date	Source	Payee Name	Transaction Amount	Reconciled Amount	Difference
AP - Accounts Payable									
Check									
144315	07/26/2024	Open			Accounts Payable	DENAIR LUMBER INC	$1,005.65		
	Invoice		Date	Description			Amount		
	2103838		06/27/2024	OSB			$1,005.65		
	Paying Fund			Cash Account			Amount		
	110 - General Fund			110.11000 (Cash)			$1,005.65		
144316	07/26/2024	Open			Accounts Payable	GOMES PROPANE	$78.70		
	Invoice		Date	Description			Amount		
	12665		06/03/2024	PROPANE			$78.70		
	Paying Fund			Cash Account			Amount		
	219 - SB1 Road Maint & Rehab Account			219.11000 (Cash)			$78.70		
144317	07/26/2024	Open			Accounts Payable	P G & E	$50,000.00		
	Invoice		Date	Description			Amount		
	0008312527-8		07/10/2024	Customer #: 355503 - Preliminary Engineering Study			$50,000.00		
	Paying Fund			Cash Account			Amount		
	410 - WATER QUALITY CONTROL (WQC)			410.11000 (Cash)			$50,000.00		
144318	07/26/2024	Open			Accounts Payable	TURLOCK REGIONAL AVIATION	$51,876.83		
	Invoice		Date	Description			Amount		
	TRAA Receipts		07/25/2024	Airport Hangar Repair Reimbursement			$51,876.83		
	Paying Fund			Cash Account			Amount		
	401 - Airport			401.11000 (Cash)			$51,876.83		
144319	08/01/2024	Open			Accounts Payable	AFLAC	$3,643.76		
	Invoice		Date	Description			Amount		
	494294		07/24/2024	INDIVIDUAL JULY 2024			$3,643.76		
	Paying Fund			Cash Account			Amount		
	104 - Payroll Clearing Fund			104.11000 (Cash)			$3,643.76		
144320	08/01/2024	Open			Accounts Payable	ALLEGIANCE INDUSTRIAL SUPPLY, LLC	$1,764.69		
	Invoice		Date	Description			Amount		
	INV3111		07/17/2024	SHIPPING & RECEIVING GENERAL SUPPLIES			$83.64		
	INV3112		07/17/2024	SHIPPING & RECEIVING GENERAL SUPPLIES			$488.81		
	INV3152		07/22/2024	SHIPPING & RECEIVING GENERAL SUPPLIES			$325.88		
	INV3194		07/25/2024	ALLEGIANCE - JANITORIAL SUPPLIES			$394.70		
	INV3195		07/25/2024	ALLEGIANCE - JANITORIAL SUPPLIES			$210.82		
	INV3197		07/25/2024	ALLEGIANCE - JANITORIAL SUPPLIES			$46.04		
	INV3196		07/25/2024	ALLEGIANCE - JANITORIAL SUPPLIES			$214.80		
	Paying Fund			Cash Account			Amount		
	410 - WATER QUALITY CONTROL (WQC)			410.11000 (Cash)			$1,764.69		
144321	08/01/2024	Open			Accounts Payable	AMERICA'S AUTO GLASS	$191.29		
	Invoice		Date	Description			Amount		
	00005088		07/28/2024	TRA18-1060OO INSTALL SUPPLIED WINDSHEILD			$191.29		
	Paying Fund			Cash Account			Amount		
	426 - Transit			426.11000 (Cash)			$191.29		

Payment Register

From Payment Date: 7/26/2024 - To Payment Date: 8/1/2024

Number	Date	Status	Void Reason	Reconciled/ Voided Date	Source	Payee Name	Transaction Amount	Reconciled Amount	Difference
144322	08/01/2024	Open			Accounts Payable	Ascendant Strategy Management/ClearPoint Strategy	$10,320.00		
	Invoice		Date	Description			Amount		
	4463		07/18/2024	ClearPoint Strategy Yearly Subscription Fee 8/9/24 - 8/8/25			$10,320.00		
	Paying Fund			Cash Account			Amount		
	110 - General Fund			110.11000 (Cash)			$10,320.00		
144323	08/01/2024	Open			Accounts Payable	AT & T	$315.00		
	Invoice		Date	Description			Amount		
	517191		07/12/2024	LOCATION ACTIVATION BY BBERTRAM			$95.00		
	517478		07/12/2024	LOCATION ACTIVATION FOR TP2400148			$220.00		
	Paying Fund			Cash Account			Amount		
	110 - General Fund			110.11000 (Cash)			$315.00		
144324	08/01/2024	Open			Accounts Payable	AT&T Corp	$579.86		
	Invoice		Date	Description			Amount		
	3355071908		07/11/2024	SRWA - JPA, Surface Water, Operations- Internet Access July 2024			$579.86		
	Paying Fund			Cash Account			Amount		
	950 - SRWA - JPA			950.11000 (Cash)			$579.86		
144325	08/01/2024	Open			Accounts Payable	Athena Parent, Inc. DBA Accruent, LLC	$3,346.30		
	Invoice		Date	Description			Amount		
	INVUS55448		07/01/2024	SRWA - MC Professional Cloud Concurrent User Subscription			$3,346.30		
	Paying Fund			Cash Account			Amount		
	950 - SRWA - JPA			950.11000 (Cash)			$3,346.30		
144326	08/01/2024	Open			Accounts Payable	BARNES WELDING SUPPLY	$30.45		
	Invoice		Date	Description			Amount		
	0091659897		06/30/2024	OXYGEN AND WELDING SUPPLIES			$30.45		
	Paying Fund			Cash Account			Amount		
	110 - General Fund			110.11000 (Cash)			$30.45		
144327	08/01/2024	Open			Accounts Payable	BARTKIEWICZ KRONICK & SHANAHAN	$1,137.50		
	Invoice		Date	Description			Amount		
	June 2024		06/30/2024	SRWA - Legal Services for 2023-24 June 2024			$1,137.50		
	Paying Fund			Cash Account			Amount		
	950 - SRWA - JPA			950.11000 (Cash)			$1,137.50		
144328	08/01/2024	Open			Accounts Payable	BAY AREA CONSULTANTS INC	$5,700.00		
	Invoice		Date	Description			Amount		
	E08090		07/22/2024	D ST TANK INSPECTION			$1,900.00		
	E08092		07/22/2024	FULKERTH TANK INSPECTION			$1,900.00		
	E08091		07/22/2024	S KILROY TANK INSPECTION			$1,900.00		
	Paying Fund			Cash Account			Amount		
	420 - WATER			420.11000 (Cash)			$5,700.00		
144329	08/01/2024	Open			Accounts Payable	BICSEC SECURITY INC	$266.25		
	Invoice		Date	Description			Amount		
	217005		07/01/2024	SRWA BICSEC - SECURITY AND FIRE ALARM MONITORING August			$266.25		

Payment Register

From Payment Date: 7/26/2024 - To Payment Date: 8/1/2024

Number	Date	Status	Void Reason	Reconciled/ Voided Date	Source	Payee Name	Transaction Amount	Reconciled Amount	Difference
	Paying Fund			Cash Account			Amount		
	950 - SRWA - JPA			950.11000 (Cash)			$266.25		
144330	08/01/2024	Open			Accounts Payable	BONANDER AUTO TRUCK & TRAILER INC	$63.47		
	Invoice		Date	Description			Amount		
	274648		07/25/2024	12673134 (S) SENSOR			$63.47		
	Paying Fund			Cash Account			Amount		
	426 - Transit			426.11000 (Cash)			$63.47		
144331	08/01/2024	Open			Accounts Payable	Brown Armstrong Accountancy Corporation	$8,000.00		
	Invoice		Date	Description			Amount		
	276091		06/30/2024	2023 Audit			$8,000.00		
	Paying Fund			Cash Account			Amount		
	110 - General Fund			110.11000 (Cash)			$4,000.00		
	255 - CDBG			255.11000 (Cash)			$200.00		
	410 - WATER QUALITY CONTROL (WQC)			410.11000 (Cash)			$1,200.00		
	420 - WATER			420.11000 (Cash)			$1,200.00		
	426 - Transit			426.11000 (Cash)			$1,200.00		
	621 - Successor Agency - Non LMI			621.11000 (Cash)			$200.00		
144332	08/01/2024	Open			Accounts Payable	BUREAU VERITAS NO AMERICA	$12,725.25		
	Invoice		Date	Description			Amount		
	RI 24024925		06/12/2024	ONSITE PLAN CHECK SERVICES MAY 24			$10,680.00		
	RI 24025658		06/20/2024	PLAN CHECK SERVICES FOR BP#23-0967			$511.50		
	RI 24025659		06/20/2024	PLAN CHECK SERVICES FOR BP#24-0190			$1,533.75		
	Paying Fund			Cash Account			Amount		
	405 - Building			405.11000 (Cash)			$12,725.25		
144333	08/01/2024	Open			Accounts Payable	CALIFORNIA BUILDING OFFICIALS	$80.00		
	Invoice		Date	Description			Amount		
	17371		03/15/2024	CALBO TRAINING - EMBRACING INNOVATION			$80.00		
	Paying Fund			Cash Account			Amount		
	110 - General Fund			110.11000 (Cash)			$80.00		
144334	08/01/2024	Open			Accounts Payable	California Dept of Transportation	$8,581.46		
	Invoice		Date	Description			Amount		
	SL241034		06/30/2024	SIGNALS AND LIGHTING BILLING APRIL 2024-JUNE 2024			$8,581.46		
	Paying Fund			Cash Account			Amount		
	216 - Streets - Local Transportation			216.11000 (Cash)			$8,581.46		
144335	08/01/2024	Open			Accounts Payable	Center for Human Services	$4,216.43		
	Invoice		Date	Description			Amount		
	Draw 4 FY 23-24		06/30/2024	CENTER FOR HUMAN SERV. PUBLIC SERV. FY 2023-2024			$4,216.43		
	Paying Fund			Cash Account			Amount		
	255 - CDBG			255.11000 (Cash)			$4,216.43		
144336	08/01/2024	Open			Accounts Payable	Chemtrade Chemicals Corp DBA Chemtrade Chemicals	$3,778.37		
	Invoice		Date	Description			Amount		
	90126240		07/11/2024	SRWA SUPPLY AND DELIVERY OF Aluminum Sulfate 7.11.24			$3,778.37		

Payment Register

From Payment Date: 7/26/2024 - To Payment Date: 8/1/2024

Number	Date	Status	Void Reason	Reconciled/ Voided Date	Source	Payee Name	Transaction Amount	Reconciled Amount	Difference
	Paying Fund			Cash Account			Amount		
	450 - SRWA - Operations			450.11000 (Cash)			$3,778.37		
144337	08/01/2024	Open			Accounts Payable	COMMUNITY HOUSING SHELTER	$11,223.25		
	Invoice		Date	Description			Amount		
	Draw 10 FY 23-24		06/30/2024	COMMUNITY HOUSING & SHELTER PUBLIC SERVICE-RENT/MORT FY2023-2024			$11,223.25		
	Paying Fund			Cash Account			Amount		
	255 - CDBG			255.11000 (Cash)			$11,223.25		
144338	08/01/2024	Open			Accounts Payable	CSJVRMA	$590,157.00		
	Invoice		Date	Description			Amount		
	INV0075		07/05/2024	2024/2025 RMA Deposits			$590,157.00		
	Paying Fund			Cash Account			Amount		
	110 - General Fund			110.11000 (Cash)			$621.00		
	205 - Sports Facilities			205.11000 (Cash)			$10.00		
	217 - Streets - Gas Tax			217.11000 (Cash)			$92.00		
	219 - SB1 Road Maint & Rehab Account			219.11000 (Cash)			$2.00		
	246 - Landscape Assessment			246.11000 (Cash)			$47.00		
	255 - CDBG			255.11000 (Cash)			$5.00		
	410 - WATER QUALITY CONTROL (WQC)			410.11000 (Cash)			$148.00		
	420 - WATER			420.11000 (Cash)			$105.00		
	426 - Transit			426.11000 (Cash)			$59.00		
	501 - Information Technology			501.11000 (Cash)			$3.00		
	505 - Fleet			505.11000 (Cash)			$3.00		
	512 - Casualty Insurance			512.11000 (Cash)			$589,062.00		
144339	08/01/2024	Open			Accounts Payable	EMPIRE PRINTING, LLC	$249.51		
	Invoice		Date	Description			Amount		
	55827-MU		07/03/2024	Tiny Tot Shirts			$249.51		
	Paying Fund			Cash Account			Amount		
	110 - General Fund			110.11000 (Cash)			$249.51		
144340	08/01/2024	Open			Accounts Payable	FEDERAL EXPRESS	$47.51		
	Invoice		Date	Description			Amount		
	8-571-15997		07/26/2024	SHIPPING CHARGES FOR 7/26/24			$47.51		
	Paying Fund			Cash Account			Amount		
	110 - General Fund			110.11000 (Cash)			$47.51		
144341	08/01/2024	Open			Accounts Payable	FLUID COMPONENTS INTERNATIONAL LLC	$6,521.27		
	Invoice		Date	Description			Amount		
	1159486		06/30/2024	REPLACEMENT FLOW METER			$6,521.27		
	Paying Fund			Cash Account			Amount		
	410 - WATER QUALITY CONTROL (WQC)			410.11000 (Cash)			$6,521.27		
144342	08/01/2024	Open			Accounts Payable	FRANCHISE TAX BOARD	$272.30		
	Invoice		Date	Description			Amount		
	072024MEDRANO		07/25/2024	07202024 PAYROLL WITHHOLDING			$272.30		
	Paying Fund			Cash Account			Amount		
	104 - Payroll Clearing Fund			104.11000 (Cash)			$272.30		

Payment Register

From Payment Date: 7/26/2024 - To Payment Date: 8/1/2024

Number	Date	Status	Void Reason	Reconciled/ Voided Date	Source	Payee Name	Transaction Amount	Reconciled Amount	Difference
144343	08/01/2024	Open			Accounts Payable	FRANCHISE TAX BOARD	$117.19		
	Invoice		Date	Description			Amount		
	072024LEWIS		07/25/2024	07202024 PAYROLL WITHHOLDING			$117.19		
	Paying Fund			Cash Account			Amount		
	104 - Payroll Clearing Fund			104.11000 (Cash)			$117.19		
144344	08/01/2024	Open			Accounts Payable	FRANCHISE TAX BOARD	$1,883.83		
	Invoice		Date	Description			Amount		
	072024WILSON		07/25/2024	07202024 PAYROLL WITHHOLDING			$1,883.83		
	Paying Fund			Cash Account			Amount		
	104 - Payroll Clearing Fund			104.11000 (Cash)			$1,883.83		
144345	08/01/2024	Open			Accounts Payable	FRANK A. OLSEN COMPANY / ALL WEST EQUIPMENT CO	$6,603.58		
	Invoice		Date	Description			Amount		
	253754		06/30/2024	6" DEZURIK MODEL PEC ECCENTRIC PLUG VALVE CAST IRON BODY			$6,603.58		
	Paying Fund			Cash Account			Amount		
	410 - WATER QUALITY CONTROL (WQC)			410.11000 (Cash)			$6,603.58		
144346	08/01/2024	Open			Accounts Payable	GEOANALYTICAL LAB INC	$1,437.00		
	Invoice		Date	Description			Amount		
	K4F2406		06/24/2024	SRWA LABORATORY ANALYSIS SERVICES Bact HAA5 Bromate			$574.00		
	K4G0105		07/01/2024	SRWA LABORATORY ANALYSIS SERVICES			$45.00		
	K4G0215		07/02/2024	SRWA LABORATORY ANALYSIS SERVICES			$274.00		
	K4G0501		07/05/2024	SRWA LABORATORY ANALYSIS SERVICES			$45.00		
	K4G0803		07/08/2024	SRWA LABORATORY ANALYSIS SERVICES			$45.00		
	K4G0914		07/09/2024	SRWA LABORATORY ANALYSIS SERVICES			$45.00		
	K4G1005		07/10/2024	SRWA LABORATORY ANALYSIS SERVICES			$229.00		
	K4G1202		07/12/2024	SRWA LABORATORY ANALYSIS SERVICES			$90.00		
	K4G1603		07/16/2024	SRWA LABORATORY ANALYSIS SERVICES			$45.00		
	K4G1503		07/15/2024	SRWA LABORATORY ANALYSIS SERVICES			$45.00		
	Paying Fund			Cash Account			Amount		
	950 - SRWA - JPA			950.11000 (Cash)			$1,437.00		
144347	08/01/2024	Open			Accounts Payable	GILLIG LLC	$2,437.41		
	Invoice		Date	Description			Amount		
	41199398		07/22/2024	82-59990-000N 2 EA KIT, BRAKE PAD EX225			$649.61		
	41200764		07/24/2024	82-60186-000 10 EA ELEMENT, FILTER			$379.97		
	41201783		07/26/2024	82-59990-000N 2 EA KIT, BRAKE PAD EX225			$649.61		
	41201782		07/26/2024	26-45474-001L 1 EA WINDSHIELD,ROAD SIDE,W/TINT BAND			$758.22		
	Paying Fund			Cash Account			Amount		
	426 - Transit			426.11000 (Cash)			$2,437.41		
144348	08/01/2024	Open			Accounts Payable	GOMES & SONS INC, JOE M	$2,074.31		
	Invoice		Date	Description			Amount		
	80743		07/11/2024	DEEP WELL AND HYDRAULIC OILQ			$2,074.31		
	Paying Fund			Cash Account			Amount		
	420 - WATER			420.11000 (Cash)			$2,074.31		

Payment Register

From Payment Date: 7/26/2024 - To Payment Date: 8/1/2024

Number	Date	Status	Void Reason	Reconciled/ Voided Date	Source	Payee Name	Transaction Amount	Reconciled Amount	Difference
144349	08/01/2024	Open			Accounts Payable	GRAINGER INC, W W	$799.20		
	Invoice		Date	Description			Amount		
	9162044268		06/30/2024	Supplies			$632.47		
	9166413113		06/30/2024	Supplies			$166.73		
	Paying Fund			Cash Account			Amount		
	505 - Fleet			505.11000 (Cash)			$799.20		
144350	08/01/2024	Open			Accounts Payable	HASA INC	$1,739.94		
	Invoice		Date	Description			Amount		
	966384		06/06/2024	KILROY TANK			$869.97		
	966398		06/06/2024	WELL 32			$869.97		
	Paying Fund			Cash Account			Amount		
	420 - WATER			420.11000 (Cash)			$1,739.94		
144351	08/01/2024	Open			Accounts Payable	HD SUPPLY INC, DBA USABLUEBOOK	$4,405.56		
	Invoice		Date	Description			Amount		
	INV00424553		07/17/2024	SRWA supplies - Griffco Pulsation Dampener			$1,320.39		
	INV00417111		07/09/2024	PROBE WATER INDICATOR			$1,065.46		
	INV00425702		07/17/2024	PLASTIC PIPE / REPAIR CLAMP			$1,151.90		
	INV00424338		07/16/2024	LOCKING SNAP HOOKS			$867.81		
	Paying Fund			Cash Account			Amount		
	420 - WATER			420.11000 (Cash)			$3,085.17		
	450 - SRWA - Operations			450.11000 (Cash)			$1,320.39		
144352	08/01/2024	Open			Accounts Payable	HILMAR LUMBER INC	$64.46		
	Invoice		Date	Description			Amount		
	673339		06/30/2024	Supplies for Municipal Services			$64.46		
	Paying Fund			Cash Account			Amount		
	420 - WATER			420.11000 (Cash)			$64.46		
144353	08/01/2024	Open			Accounts Payable	HOLT OF CALIFORNIA INC	$986.31		
	Invoice		Date	Description			Amount		
	SW000189680		07/20/2024	ST12-4385A ENGINE REPAIR			$1,052.81		
	SC000011696		07/22/2024	ST12-4385A CREDIT ON REPAIR			($1,052.81)		
	SW000189774		07/25/2024	ST12-4385A REPAIR			$986.31		
	Paying Fund			Cash Account			Amount		
	217 - Streets - Gas Tax			217.11000 (Cash)			$986.31		
144354	08/01/2024	Open			Accounts Payable	Inferrera Construction Mgmt Group, Inc	$2,065.53		
	Invoice		Date	Description			Amount		
	24080		06/30/2024	SRWA - Construction Management 2023-24 June 2024			$2,065.53		
	Paying Fund			Cash Account			Amount		
	950 - SRWA - JPA			950.11000 (Cash)			$2,065.53		
144355	08/01/2024	Open			Accounts Payable	JARVIS FAY LLP	$7,841.50		
	Invoice		Date	Description			Amount		
	19023		06/30/2024	LEGAL SERVICES RENDERED 6.1.24 TO 6.30.24			$7,841.50		
	Paying Fund			Cash Account			Amount		
	410 - WATER QUALITY CONTROL (WQC)			410.11000 (Cash)			$7,841.50		

Payment Register

From Payment Date: 7/26/2024 - To Payment Date: 8/1/2024

Number	Date	Status	Void Reason	Reconciled/ Voided Date	Source	Payee Name	Transaction Amount	Reconciled Amount	Difference
144356	08/01/2024	Open			Accounts Payable	JCS PROPERTIES LLC	$993.70		
	Invoice		Date	Description			Amount		
	August 2024		07/17/2024	MOBILE HOME RENT SUBSIDY PROGRAM AUGUST 2024			$993.70		
	Paying Fund			Cash Account			Amount		
	625 - Successor Agency - LMI			625.11000 (Cash)			$993.70		
144357	08/01/2024	Open			Accounts Payable	JORGENSEN & CO INC	$1,756.18		
	Invoice		Date	Description			Amount		
	6138095		06/26/2024	SRWA Portable Fire Extinguisher Inspection & Service June 2024			$1,303.29		
	6138097		06/26/2024	SRWA Portable Fire Extinguisher Inspection & Service			$452.89		
	Paying Fund			Cash Account			Amount		
	950 - SRWA - JPA			950.11000 (Cash)			$1,756.18		
144358	08/01/2024	Open			Accounts Payable	MAGIC SANDS MOBILE HOME PARK	$250.78		
	Invoice		Date	Description			Amount		
	August 2024		07/16/2024	MOBILE HOME RENT SUBSIDY PROGRAM AUGUST 2024			$250.78		
	Paying Fund			Cash Account			Amount		
	625 - Successor Agency - LMI			625.11000 (Cash)			$250.78		
144359	08/01/2024	Open			Accounts Payable	MC COY TRUCK TIRE SERVICE CENTER INC	$8,246.95		
	Invoice		Date	Description			Amount		
	10160277		07/24/2024	BUS TIRES			$7,774.95		
	10160278		07/24/2024	TRA19-1064OO TIRE INSTALL			$472.00		
	Paying Fund			Cash Account			Amount		
	426 - Transit			426.11000 (Cash)			$8,246.95		
144360	08/01/2024	Open			Accounts Payable	Mid Valley IT	$6,875.00		
	Invoice		Date	Description			Amount		
	202144193		06/12/2024	IT Consulting and Engineering Services			$6,875.00		
	Paying Fund			Cash Account			Amount		
	501 - Information Technology			501.11000 (Cash)			$6,875.00		
144361	08/01/2024	Open			Accounts Payable	MISSION LINEN SUPPLY INC	$180.00		
	Invoice		Date	Description			Amount		
	521885276		07/29/2024	Floor mats for Fair 2024 Booth			$180.00		
	Paying Fund			Cash Account			Amount		
	426 - Transit			426.11000 (Cash)			$180.00		
144362	08/01/2024	Open			Accounts Payable	MODESTO MACHINE WORKS INC	$1,230.29		
	Invoice		Date	Description			Amount		
	58119		06/30/2024	PISTON BP VALVE			$1,230.29		
	Paying Fund			Cash Account			Amount		
	410 - WATER QUALITY CONTROL (WQC)			410.11000 (Cash)			$1,230.29		
144363	08/01/2024	Open			Accounts Payable	MOTOROLA INC	$130,920.62		
	Invoice		Date	Description			Amount		
	1188083066		07/17/2024	MOTOROLA SYSTEM UPGRADE AGREEMENT YEAR (5) - 7/1/24-6/30/25			$130,920.62		
	Paying Fund			Cash Account			Amount		

Payment Register

From Payment Date: 7/26/2024 - To Payment Date: 8/1/2024

Number	Date	Status	Void Reason	Reconciled/ Voided Date	Source	Payee Name	Transaction Amount	Reconciled Amount	Difference
	110 - General Fund			110.11000 (Cash)			$3,273.02		
	116 - Special Public Safety			116.11000 (Cash)			$108,991.40		
	410 - WATER QUALITY CONTROL (WQC)			410.11000 (Cash)			$4,909.53		
	420 - WATER			420.11000 (Cash)			$4,909.53		
	426 - Transit			426.11000 (Cash)			$5,564.12		
	505 - Fleet			505.11000 (Cash)			$3,273.02		
144364	08/01/2024	Open			Accounts Payable	MRC SMART TECHNOLOGY SOLUTIONS dba MR. COPY INC	$12,149.68		
	Invoice		Date	Description			Amount		
	IN4136763		04/30/2024	Printer Maintenance and Management System 3/26/24 - 4/25/24			$5,507.95		
	IN4197340		05/31/2024	Printer Maintenance and Management System 4/26/24 - 5/25/24			$3,406.73		
	IN4246481		06/26/2024	Printer Maintenance and Management System 5/26/24 - 6/25/24			$3,235.00		
	Paying Fund			Cash Account			Amount		
	110 - General Fund			110.11000 (Cash)			$11,189.50		
	256 - Stanislaus Housing Consortium			256.11000 (Cash)			$12.42		
	410 - WATER QUALITY CONTROL (WQC)			410.11000 (Cash)			$684.25		
	420 - WATER			420.11000 (Cash)			$173.25		
	501 - Information Technology			501.11000 (Cash)			$61.86		
	505 - Fleet			505.11000 (Cash)			$28.40		
144365	08/01/2024	Open			Accounts Payable	MWI VETERINARY SUPPLY CO DBA MWI ANIMAL HEALTH	$226.92		
	Invoice		Date	Description			Amount		
	55702255		07/23/2024	RESCUE CONC/GLV EXAM			$226.92		
	Paying Fund			Cash Account			Amount		
	110 - General Fund			110.11000 (Cash)			$226.92		
144366	08/01/2024	Open			Accounts Payable	NBS GOVERNMENT FINANCE GROUP	$8,765.00		
	Invoice		Date	Description			Amount		
	202405-1966		06/30/2024	PROFESSIONAL SERVICES			$8,765.00		
	Paying Fund			Cash Account			Amount		
	410 - WATER QUALITY CONTROL (WQC)			410.11000 (Cash)			$8,765.00		
144367	08/01/2024	Open			Accounts Payable	NEXT LEVEL PARTS INC	$526.80		
	Invoice		Date	Description			Amount		
	8577-428126		07/19/2024	RELAY			$203.04		
	8577-428222		07/22/2024	TRAILER JACK			$149.77		
	8577-428339		07/23/2024	PARTS			$10.21		
	8577-428396		07/24/2024	OIL FILTERS			$27.50		
	8577-428397		07/24/2024	rotors and pads			$312.83		
	8577-428402		07/24/2024	battery			$209.29		
	8577-428420		07/24/2024	seals			$31.00		
	8577-428438		07/24/2024	battery Credit for Orig 425761,426029,428028,427782			($481.41)		
	8577-428451		07/24/2024	OIL FILTER LD			$3.82		
	8577-428509		07/25/2024	STARTER AND RELAY			$227.35		
	8577-428546		07/25/2024	ERASER WHEEL			$77.56		
	8577-428549		07/25/2024	WASHER PUMP			$32.04		
	8577-428556		07/25/2024	AIR FILTER			$23.98		

Number	Date	Status	Void Reason	Reconciled/ Voided Date	Source	Payee Name	Transaction Amount	Reconciled Amount	Difference
	8577-428561		07/25/2024	FILTERS-Credit for Orig 373089,391511,397168,413319,319588 ,		($419.68)			
	8577-428574		07/25/2024	ROTOR		$97.85			
	8577-428602		07/26/2024	WASHER PUMP		$18.31			
	8577-428618		07/26/2024	PIGTAIL 1 EA CQPVS		$9.34			
	8577-428625		07/26/2024	rotor-Credit for Orig 396889		($103.78)			
	8577-428627		07/26/2024	PIGTAIL		$45.73			
	8577-428648		07/26/2024	TRAILER JACK		$52.05			
	Paying Fund			Cash Account		Amount			
	110 - General Fund			110.11000 (Cash)		$87.62			
	246 - Landscape Assessment			246.11000 (Cash)		$113.20			
	410 - WATER QUALITY CONTROL (WQC)			410.11000 (Cash)		$225.85			
	420 - WATER			420.11000 (Cash)		$22.47			
	426 - Transit			426.11000 (Cash)		$77.66			
144368	08/01/2024	Open			Accounts Payable	Operational Technical Services, LLC	$23,838.00		
	Invoice		Date	Description		Amount			
	4278		07/07/2024	SRWA - Senior Operator EB 7.03.24 - 7.07.24		$8,220.00			
	4279		07/03/2024	SRWA - Senior Operator MC 7.01.24 - 7.03.24		$4,110.00			
	4289		07/10/2024	SRWA - Senior Operator EB 7.08.24 - 7.10.24		$4,110.00			
	4290		07/14/2024	SRWA - Senior Operator MC 7.10.24 - 7.14.24		$7,398.00			
	Paying Fund			Cash Account		Amount			
	450 - SRWA - Operations			450.11000 (Cash)		$23,838.00			
144369	08/01/2024	Open			Accounts Payable	OREILLY AUTO PARTS	$261.53		
	Invoice		Date	Description		Amount			
	2800-446309		07/02/2024	MTC FA72142 RAD FAN ASSM		$189.57			
	2800-453464		07/26/2024	DOR 603-191 RESERVOIR		$71.96			
	2800-453484		07/26/2024	STD S2472 OIL SW CN		$56.06			
	2800-453502		07/26/2024	OIL SW CN credit		($56.06)			
	Paying Fund			Cash Account		Amount			
	110 - General Fund			110.11000 (Cash)		$189.57			
	426 - Transit			426.11000 (Cash)		$71.96			
144370	08/01/2024	Open			Accounts Payable	P G & E	$7.84		
	Invoice		Date	Description		Amount			
	REC 7/24/24		07/24/2024	2749172768-4 / 144 S Broadway		$7.84			
	Paying Fund			Cash Account		Amount			
	110 - General Fund			110.11000 (Cash)		$7.84			
144371	08/01/2024	Open			Accounts Payable	PACE SUPPLY CORPORATION	$10,701.19		
	Invoice		Date	Description		Amount			
	059629010		07/12/2024	Pipe & pipe fittings for Municipal Services Utilities Division		$5,233.89			
	069676337		07/19/2024	Pipe & pipe fittings for Municipal Services Utilities Division		$5,467.30			
	Paying Fund			Cash Account		Amount			
	420 - WATER			420.11000 (Cash)		$10,701.19			
144372	08/01/2024	Open			Accounts Payable	PIRES, LIPOMI & BURKETT ARCHITECTURAL CORP	$12,750.00		
	Invoice		Date	Description		Amount			
	6521		02/29/2024	FEASIBILITY STUDY - FEBRUARY 2024		$8,500.00			

Payment Register

From Payment Date: 7/26/2024 - To Payment Date: 8/1/2024

Number	Date	Status	Void Reason	Reconciled/ Voided Date	Source	Payee Name	Transaction Amount	Reconciled Amount	Difference
	6549		03/31/2024	FEASIBILITY STUDY - MARCH 2024			$1,700.00		
	6674		05/31/2024	FEASIBILITY STUDY - MAY 2024			$2,550.00		
	Paying Fund			Cash Account			Amount		
	625 - Successor Agency - LMI			625.11000 (Cash)			$12,750.00		
144373	08/01/2024	Open			Accounts Payable	POLLARDWATER	$565.64		
	Invoice		Date	Description			Amount		
	0265972		07/05/2024	GATE VALVE KEY SHRT X			$565.64		
	Paying Fund			Cash Account			Amount		
	410 - WATER QUALITY CONTROL (WQC)			410.11000 (Cash)			$565.64		
144374	08/01/2024	Open			Accounts Payable	PUMP PROS INC	$33.84		
	Invoice		Date	Description			Amount		
	1244		06/18/2024	Water and Sewer parts			$33.84		
	Paying Fund			Cash Account			Amount		
	420 - WATER			420.11000 (Cash)			$33.84		
144375	08/01/2024	Open			Accounts Payable	R COMMUNICATIONS	$1,700.00		
	Invoice		Date	Description			Amount		
	2730		06/27/2024	City Hall CAT 6 Cables			$1,700.00		
	Paying Fund			Cash Account			Amount		
	501 - Information Technology			501.11000 (Cash)			$1,700.00		
144376	08/01/2024	Open			Accounts Payable	ROMEO MEDICAL CLINIC	$9,717.00		
	Invoice		Date	Description			Amount		
	Romeo April 2024		04/30/2024	Romeo Medical Services April 2024			$3,960.00		
	Romeo May 2024		05/31/2024	Romeo Medical Services May 2024			$3,270.00		
	Romeo June 2024		06/30/2024	Romeo Medical Services June 2024			$2,487.00		
	Paying Fund			Cash Account			Amount		
	110 - General Fund			110.11000 (Cash)			$4,800.00		
	205 - Sports Facilities			205.11000 (Cash)			$340.00		
	217 - Streets - Gas Tax			217.11000 (Cash)			$180.00		
	246 - Landscape Assessment			246.11000 (Cash)			$1,414.00		
	256 - Stanislaus Housing Consortium			256.11000 (Cash)			$235.00		
	270 - Recreation Grants			270.11000 (Cash)			$1,581.00		
	410 - WATER QUALITY CONTROL (WQC)			410.11000 (Cash)			$458.50		
	420 - WATER			420.11000 (Cash)			$309.50		
	505 - Fleet			505.11000 (Cash)			$399.00		
144377	08/01/2024	Open			Accounts Payable	RUSH TRUCK CENTERS OF CALIFORNIA, INC.	$1,715.71		
	Invoice		Date	Description			Amount		
	3038001858		07/19/2024	4991240:CE PULLEY,IDLER			$487.76		
	3037968409		07/22/2024	6410397:CE KIT,WATER PUMP			$276.97		
	3038109713		07/23/2024	NC3Z7A110D:FRD INDICATOR ASY			$88.15		
	3038036781		07/24/2024	3800669:CE KIT,IDLER PULLEY			$315.01		
	3038161431		07/27/2024	seat cover and cushion			$547.82		
	Paying Fund			Cash Account			Amount		
	110 - General Fund			110.11000 (Cash)			$547.82		
	410 - WATER QUALITY CONTROL (WQC)			410.11000 (Cash)			$88.15		
	426 - Transit			426.11000 (Cash)			$1,079.74		

Payment Register

From Payment Date: 7/26/2024 - To Payment Date: 8/1/2024

Number	Date	Status	Void Reason	Reconciled/ Voided Date	Source	Payee Name	Transaction Amount	Reconciled Amount	Difference
144378	08/01/2024	Open			Accounts Payable	SOUTHERN TIRE MART	$3,023.05		
	Invoice		Date	Description			Amount		
	7320012527		07/26/2024	tires			$1,193.37		
	7320012528		07/26/2024	tires			$1,443.51		
	7320012529		07/26/2024	tire weights			$386.17		
	Paying Fund			Cash Account			Amount		
	110 - General Fund			110.11000 (Cash)			$3,023.05		
144379	08/01/2024	Open			Accounts Payable	ST FRANCIS ELECTRIC, LLC	$45,209.51		
	Invoice		Date	Description			Amount		
	23044542		06/30/2024	JUNE SL RESPONSE			$6,248.01		
	23044540		06/30/2024	JUNE RESPONSE			$22,521.50		
	23044541		06/30/2024	CSU BANNER ARM-BANNER INSTALL			$11,440.00		
	23044539		06/30/2024	TUOLUMNE & COLORADO			$5,000.00		
	Paying Fund			Cash Account			Amount		
	216 - Streets - Local Transportation			216.11000 (Cash)			$45,209.51		
144380	08/01/2024	Open			Accounts Payable	STANISLAUS COUNTY CLERK RECORDER	$115.00		
	Invoice		Date	Description			Amount		
	USF 219 S Broadw		07/23/2024	Recon Fee for United Samaritans Foundation			$78.00		
	Solorio-655 Gran		07/25/2024	Recon Fee for Solorio-655 Grant St			$37.00		
	Paying Fund			Cash Account			Amount		
	255 - CDBG			255.11000 (Cash)			$78.00		
	257 - State HOME Funds			257.11000 (Cash)			$37.00		
144381	08/01/2024	Open			Accounts Payable	STANISLAUS COUNTY DEPT	$1,586.99		
	Invoice		Date	Description			Amount		
	3888		06/30/2024	CNG Pumped from Public Works Morgan Rd Station June 2024			$1,586.99		
	Paying Fund			Cash Account			Amount		
	426 - Transit			426.11000 (Cash)			$1,586.99		
144382	08/01/2024	Open			Accounts Payable	STANISLAUS GLASS TINTING	$340.00		
	Invoice		Date	Description			Amount		
	29072		07/23/2024	ST24-7234 WINDOW TINT			$340.00		
	Paying Fund			Cash Account			Amount		
	217 - Streets - Gas Tax			217.11000 (Cash)			$340.00		
144383	08/01/2024	Open			Accounts Payable	State of CA 38TH DAA dba Stanislaus County Fair	$5,000.00		
	Invoice		Date	Description			Amount		
	26188		07/14/2024	2024 Fair Sponsorship - Kids Club Sponsorship			$5,000.00		
	Paying Fund			Cash Account			Amount		
	426 - Transit			426.11000 (Cash)			$5,000.00		
144384	08/01/2024	Open			Accounts Payable	STILES TRUCK BODY INC	$525.26		
	Invoice		Date	Description			Amount		
	70874		07/25/2024	EL09-602 #22523 Venturo 3-position, 4-way valve section assembly			$525.26		
	Paying Fund			Cash Account			Amount		
	410 - WATER QUALITY CONTROL (WQC)			410.11000 (Cash)			$525.26		

Payment Register

From Payment Date: 7/26/2024 - To Payment Date: 8/1/2024

Number	Date	Status	Void Reason	Reconciled/ Voided Date	Source	Payee Name	Transaction Amount	Reconciled Amount	Difference
144385	08/01/2024	Open			Accounts Payable	STOMMEL INC DBA LEHR AUTO ELECTRIC	$525.19		

Invoice	Date	Description	Amount
SI106564	07/23/2024	Whelen WeCan Controller, Control Lights & Traffic Advisor for Ju	$256.22
SI105530	06/27/2024	PATROL POWER TIMER FOR SPARES	$268.97

Paying Fund	Cash Account	Amount
110 - General Fund	110.11000 (Cash)	$268.97
410 - WATER QUALITY CONTROL (WQC)	410.11000 (Cash)	$256.22

144386	08/01/2024	Open			Accounts Payable	STORER TRANSIT SYSTEMS	$188,570.68		

Invoice	Date	Description	Amount
9740T	06/30/2024	Management and Operation of Turlock Transit Services June 2024	$188,570.68

Paying Fund	Cash Account	Amount
426 - Transit	426.11000 (Cash)	$188,570.68

144387	08/01/2024	Open			Accounts Payable	SUPPORT PAYMENT CLEARING	$405.35		

Invoice	Date	Description	Amount
072024BECCHETTI	07/25/2024	07202024 PAYROLL WITHHOLDING	$405.35

Paying Fund	Cash Account	Amount
104 - Payroll Clearing Fund	104.11000 (Cash)	$405.35

144388	08/01/2024	Open			Accounts Payable	T I D	$54,464.71		

Invoice	Date	Description	Amount
624170 - July 24	07/11/2024	ACC#6241700000 - July 2024	$54,333.26
07092024 573 Bir	07/09/2024	Acct# 0826525611 573 Birchwood Way	$26.65
07092024 570 Jas	07/09/2024	Acct# 6279743328 570 Jason Dr	$22.80
070924 2065 Cody	07/09/2024	Acct#s 0978821449 2065 Cody Ct	$22.92
070924 1205 Lamb	07/09/2024	Acct# 7496040291 1205 Lambert Way	$59.08

Paying Fund	Cash Account	Amount
255 - CDBG	255.11000 (Cash)	$72.37
256 - Stanislaus Housing Consortium	256.11000 (Cash)	$59.08
950 - SRWA - JPA	950.11000 (Cash)	$54,333.26

144389	08/01/2024	Open			Accounts Payable	T-MOBILE USA INC	$50.00		

Invoice	Date	Description	Amount
9574584143	07/23/2024	TOWER DUMP FOR TP22001234	$50.00

Paying Fund	Cash Account	Amount
110 - General Fund	110.11000 (Cash)	$50.00

144390	08/01/2024	Open			Accounts Payable	TERRACON CONSULTANTS INC	$23,329.00		

Invoice	Date	Description	Amount
TM32612	07/06/2024	SR01, 21-021 Pedras Rd Rehabilitation -7/6/24	$5,329.00
TM37650	07/20/2024	SR01, 21-021 Pedras Rd Rehabilitation -7/20/24	$7,500.00
TM37655	07/20/2024	SR02, 22-035 Intersection Improv Countryside Business En-7/20/24	$10,500.00

Paying Fund	Cash Account	Amount
215 - Streets - Grant Funded Projects	215.11000 (Cash)	$23,329.00

144391	08/01/2024	Open			Accounts Payable	TRITECH SOFTWARE SYSTEMS	$140,236.10		

Invoice	Date	Description	Amount
411088	07/01/2024	MAINTENANCE AGREEMENT 7/14/24-7/13/25	$140,236.10

Paying Fund	Cash Account	Amount

Payment Register

From Payment Date: 7/26/2024 - To Payment Date: 8/1/2024

Number	Date	Status	Void Reason	Reconciled/ Voided Date	Source	Payee Name	Transaction Amount	Reconciled Amount	Difference
	116 - Special Public Safety			116.11000 (Cash)		$140,236.10			
144392	08/01/2024	Open			Accounts Payable	TURLOCK CITY TOW INC	$205.20		
	Invoice		Date	Description		Amount			
	132446		06/24/2024	TOWING SERVICE FOR PD ON 6/24/24		$46.17			
	138075		06/26/2024	TOWING SERVICE FOR PD ON 6/26/24		$41.04			
	135028		06/11/2024	TOWING SERVICE FOR TRANSIT ON 6/11/24		$76.95			
	136712		06/12/2024	TOWING SERVICE FOR TRANSIT ON 6/12/24		$41.04			
	Paying Fund			Cash Account		Amount			
	110 - General Fund			110.11000 (Cash)		$87.21			
	426 - Transit			426.11000 (Cash)		$117.99			
144393	08/01/2024	Open			Accounts Payable	TURLOCK SCAVENGER CO INC	$1,000,126.54		
	Invoice		Date	Description		Amount			
	0002918268		07/01/2024	SRWA - 6 yard Bin Service 7/1/24 - 7/31/24		$126.54			
	JUL 2024 PAYMENT		07/01/2024	JULY 2024 PAYMENT		$1,000,000.00			
	Paying Fund			Cash Account		Amount			
	110 - General Fund			110.11000 (Cash)		$1,000,000.00			
	950 - SRWA - JPA			950.11000 (Cash)		$126.54			
144394	08/01/2024	Open			Accounts Payable	TURLOCK TRUCK STUFF LLC	$1,438.49		
	Invoice		Date	Description		Amount			
	1078		07/08/2024	TONNEAU COVER FOR UT TRUCK		$1,438.49			
	Paying Fund			Cash Account		Amount			
	420 - WATER			420.11000 (Cash)		$1,438.49			
144395	08/01/2024	Open			Accounts Payable	TURLOCK UMPIRE GROUP	$5,348.00		
	Invoice		Date	Description		Amount			
	2024-05		07/26/2024	Adult Softball Umpires - JUNE 2024		$5,348.00			
	Paying Fund			Cash Account		Amount			
	110 - General Fund			110.11000 (Cash)		$5,348.00			
144396	08/01/2024	Open			Accounts Payable	UMR	$968.81		
	Invoice		Date	Description		Amount			
	Tosta Aug 2024		08/01/2024	Retiree Health Premiums August 2024		$968.81			
	Paying Fund			Cash Account		Amount			
	104 - Payroll Clearing Fund			104.11000 (Cash)		$968.81			
144397	08/01/2024	Open			Accounts Payable	UNIVAR SOLUTIONS USA, LLC dba UNIVAR SOLUTIONS USA	$4,412.89		
	Invoice		Date	Description		Amount			
	52236683		07/09/2024	WELL 38		$3,883.34			
	52236684		07/09/2024	WELL 39		$529.55			
	Paying Fund			Cash Account		Amount			
	420 - WATER			420.11000 (Cash)		$4,412.89			
144398	08/01/2024	Open			Accounts Payable	US BANK	$2,115.00		
	Invoice		Date	Description		Amount			
	7375311		06/25/2024	Administrative Fees Turlock PFA Water Rev 2017 (6/1/24-5/31/25)		$2,115.00			
	Paying Fund			Cash Account		Amount			
	420 - WATER			420.11000 (Cash)		$2,115.00			

Payment Register

From Payment Date: 7/26/2024 - To Payment Date: 8/1/2024

Number	Date	Status	Void Reason	Reconciled/ Voided Date	Source	Payee Name	Transaction Amount	Reconciled Amount	Difference
144399	08/01/2024	Open			Accounts Payable	VERIZON WIRELESS	$802.88		
	Invoice		Date	Description			Amount		
	9968225260		07/03/2024	CM/CA/EDC/CC - Monthly Cell Phone & Devices Bill			$316.30		
	9968225255		07/03/2024	Human Relations Verizon 6/4/24-7/3/24			$41.53		
	9968225268		07/03/2024	972530635-00038 -SRWA Surface Pros 6/4/24 - 7/3/24			$445.05		
	Paying Fund			Cash Account			Amount		
	110 - General Fund			110.11000 (Cash)			$357.83		
	450 - SRWA - Operations			450.11000 (Cash)			$445.05		
144400	08/01/2024	Open			Accounts Payable	Viking Shred, LLC	$296.00		
	Invoice		Date	Description			Amount		
	51144047		07/03/2024	CITY WIDE SHREDDING - JULY 2024			$296.00		
	Paying Fund			Cash Account			Amount		
	110 - General Fund			110.11000 (Cash)			$266.00		
	410 - WATER QUALITY CONTROL (WQC)			410.11000 (Cash)			$30.00		
144401	08/01/2024	Open			Accounts Payable	VIRTUAL PROJECT MANAGER LLC	$1,250.00		
	Invoice		Date	Description			Amount		
	12-4133		07/01/2024	Project Management Software Tool for Capital Projects-July 2024			$1,250.00		
	Paying Fund			Cash Account			Amount		
	110 - General Fund			110.11000 (Cash)			$1,250.00		
144402	08/01/2024	Open			Accounts Payable	WALKER ASSOC INC, LARRY	$409.50		
	Invoice		Date	Description			Amount		
	00339.10-27		06/30/2024	NPDES Permit Compliance Services through 6.30.24			$409.50		
	Paying Fund			Cash Account			Amount		
	410 - WATER QUALITY CONTROL (WQC)			410.11000 (Cash)			$409.50		
144403	08/01/2024	Open			Accounts Payable	WESTERN VIEW MOBILE RANCH	$639.26		
	Invoice		Date	Description			Amount		
	August 2024		07/16/2024	MOBILE HOME RENT SUBSIDY PROGRAM AUGUST 2024			$639.26		
	Paying Fund			Cash Account			Amount		
	625 - Successor Agency - LMI			625.11000 (Cash)			$639.26		
144404	08/01/2024	Open			Accounts Payable	WINTON-IRELAND STROM AND GREEN INSURANCE	$310,290.00		
	Invoice		Date	Description			Amount		
	1078593		07/01/2024	Abuse/Molestation Policy FY 24/25			$20,636.00		
	1084269		07/17/2024	Broker Fees for Term 07/01/2024 - 07/01/2025			$41,396.00		
	1079229		07/01/2024	Property Package 07/01/24 - 07/01/25			$248,258.00		
	Paying Fund			Cash Account			Amount		
	110 - General Fund			110.11000 (Cash)			$78,459.00		
	205 - Sports Facilities			205.11000 (Cash)			$517.00		
	217 - Streets - Gas Tax			217.11000 (Cash)			$5,204.00		
	219 - SB1 Road Maint & Rehab Account			219.11000 (Cash)			$541.00		
	246 - Landscape Assessment			246.11000 (Cash)			$797.00		
	255 - CDBG			255.11000 (Cash)			$1,850.00		
	256 - Stanislaus Housing Consortium			256.11000 (Cash)			$363.00		
	270 - Recreation Grants			270.11000 (Cash)			$5,159.00		
	410 - WATER QUALITY CONTROL (WQC)			410.11000 (Cash)			$110,547.00		

Payment Register

From Payment Date: 7/26/2024 - To Payment Date: 8/1/2024

Number	Date	Status	Void Reason	Reconciled/ Voided Date	Source	Payee Name	Transaction Amount	Reconciled Amount	Difference
	420 - WATER			420.11000 (Cash)		$23,814.00			
	426 - Transit			426.11000 (Cash)		$32,614.00			
	450 - SRWA - Operations			450.11000 (Cash)		$995.00			
	505 - Fleet			505.11000 (Cash)		$5,981.00			
	510 - Workers Compensation Ins			510.11000 (Cash)		$16,312.00			
	512 - Casualty Insurance			512.11000 (Cash)		$26,653.00			
	625 - Successor Agency - LMI			625.11000 (Cash)		$484.00			
144405	08/01/2024	Open			Accounts Payable	ZOLL DATA SYSTEMS, INC.	$1,600.00		
	Invoice		Date	Description		Amount			
	INV00176406		06/03/2024	HOSTED FIRE RMS - JULY 2024		$1,600.00			
	Paying Fund			Cash Account		Amount			
	116 - Special Public Safety			116.11000 (Cash)		$1,600.00			
144406	08/01/2024	Open			Accounts Payable	BLANC, KEVIN	$212.00		
	Invoice		Date	Description		Amount			
	TR 5002 PER DIEM		07/25/2024	CHIA, 8/20/24 - 8/23/24, LAS VEGAS		$212.00			
	Paying Fund			Cash Account		Amount			
	110 - General Fund			110.11000 (Cash)		$212.00			
144407	08/01/2024	Open			Accounts Payable	CROXEN, RAYMOND	$370.00		
	Invoice		Date	Description		Amount			
	TR 5001 PER DIEM		07/25/2024	ICI SEXUAL ASSAULT INV., 08/19/24 - 08/23/24, SAN DIEGO		$370.00			
	Paying Fund			Cash Account		Amount			
	110 - General Fund			110.11000 (Cash)		$370.00			
144408	08/01/2024	Open			Accounts Payable	ENCALADE, ANTHONY	$75.00		
	Invoice		Date	Description		Amount			
	924710		07/01/2024	REIMBURSMENT FOR WATER TREATMENT COURSE THROUGH SAC STATE		$75.00			
	Paying Fund			Cash Account		Amount			
	420 - WATER			420.11000 (Cash)		$75.00			
144409	08/01/2024	Open			Accounts Payable	HAMMACK, KIM	$100.00		
	Invoice		Date	Description		Amount			
	101780315		05/02/2024	REIMBURESEMENT FOR CERTIFICATION - PERMIT TECH		$100.00			
	Paying Fund			Cash Account		Amount			
	110 - General Fund			110.11000 (Cash)		$100.00			
144410	08/01/2024	Open			Accounts Payable	HERNANDEZ, HENRY	$306.00		
	Invoice		Date	Description		Amount			
	TR 5000 PER DIEM		07/16/2024	FENTANYL SUMMIT, 08/14/24 - 08/16/24, IRVINE		$306.00			
	Paying Fund			Cash Account		Amount			
	110 - General Fund			110.11000 (Cash)		$306.00			
144411	08/01/2024	Open			Accounts Payable	HIGAREDA, GERARDO	$370.00		
	Invoice		Date	Description		Amount			
	TR 5001 PER DIEM		07/25/2024	ICI SEXUAL ASSAULT INV., 08/19/24 - 08/23/24, SAN DIEGO		$370.00			
	Paying Fund			Cash Account		Amount			
	110 - General Fund			110.11000 (Cash)		$370.00			

Payment Register

From Payment Date: 7/26/2024 - To Payment Date: 8/1/2024

Number	Date	Status	Void Reason	Reconciled/ Voided Date	Source	Payee Name	Transaction Amount	Reconciled Amount	Difference
144412	08/01/2024	Open			Accounts Payable	MARTINEZ, SAUL	$40.00		
	Invoice		Date	Description			Amount		
	SMARTINEZ		07/26/2024	OVERPAYMENT FOR ABC PERMIT APPLICATION			$40.00		
	Paying Fund			Cash Account			Amount		
	110 - General Fund			110.11000 (Cash)			$40.00		
144413	08/01/2024	Open			Accounts Payable	NAVARRO, FRANCISCO	$212.00		
	Invoice		Date	Description			Amount		
	TR 5002 PER DIEM		07/25/2024	CHIA, LAS VEGAS, 8/20/24 - 8/23/24, LAS VEGAS			$212.00		
	Paying Fund			Cash Account			Amount		
	110 - General Fund			110.11000 (Cash)			$212.00		
144414	08/01/2024	Open			Accounts Payable	RODRIGUEZ, JOEY	$192.00		
	Invoice		Date	Description			Amount		
	TR 4996 PER DIEM		07/10/2024	SHERMAN BLOCK LEADERSHIP INSTITUTE, 08/14/24 - 08/17/24, FOLSOM			$192.00		
	Paying Fund			Cash Account			Amount		
	110 - General Fund			110.11000 (Cash)			$192.00		
144415	08/01/2024	Open			Accounts Payable	RODRIGUEZ, MARIBEL	$302.38		
	Invoice		Date	Description			Amount		
	TR 4987 DEMAND		07/25/2024	TR 4987 SCHOOL REIMBURSEMENTS			$302.38		
	Paying Fund			Cash Account			Amount		
	110 - General Fund			110.11000 (Cash)			$302.38		
144416	08/01/2024	Open			Accounts Payable	Blair, Church & Flynn Consulting Engineers, Inc.	$848.00		
	Invoice		Date	Description			Amount		
	78527-A		06/30/2024	SR08, 23-051 Tully Road Sewer Main Evaluation and Repair-6/30/24			$848.00		
	Paying Fund			Cash Account			Amount		
	410 - WATER QUALITY CONTROL (WQC)			410.11000 (Cash)			$848.00		
144417	08/01/2024	Open			Accounts Payable	BOBO CONSTRUCTION INC	$433,555.03		
	Invoice		Date	Description			Amount		
	PP4/CP 19-51B-A		06/30/2024	19-51B Columbia Pool Improvements Construction-6/30/24			$433,555.03		
	Paying Fund			Cash Account			Amount		
	301 - Capital Improvements			301.11000 (Cash)			$433,555.03		
144418	08/01/2024	Open			Accounts Payable	DF ENGINEERING INC	$75.00		
	Invoice		Date	Description			Amount		
	24213-A		06/30/2024	SR05, 0828 Fulkerth Rd and Freway 99 Interchange Improv-6/30/24			$75.00		
	Paying Fund			Cash Account			Amount		
	305 - Capital Facility Fees			305.11000 (Cash)			$75.00		
144419	08/01/2024	Open			Accounts Payable	GHD INC	$12,222.30		
	Invoice		Date	Description			Amount		
	380-052920-A		06/29/2024	SR03, 20-038 Signal Coordination-6/29/24			$169.80		
	380-0052885-A		06/19/2024	SR08, 21-030 Traffic Engineering Services- Broadway A St-6/19/24			$4,357.50		
	380-0054313-A		06/29/2024	20-023 Engineering and Traffic Survey Services-6/29/24			$7,695.00		
	Paying Fund			Cash Account			Amount		

Payment Register

From Payment Date: 7/26/2024 - To Payment Date: 8/1/2024

Number	Date	Status	Void Reason	Reconciled/ Voided Date	Source	Payee Name	Transaction Amount	Reconciled Amount	Difference
	215 - Streets - Grant Funded Projects			215.11000 (Cash)			$169.80		
	216 - Streets - Local Transportation			216.11000 (Cash)			$4,357.50		
	217 - Streets - Gas Tax			217.11000 (Cash)			$7,695.00		
144420	08/01/2024	Open			Accounts Payable	Mark Thomas & Company, Inc.	$178,890.15		
	Invoice		Date	Description			Amount		
	51831-A		06/30/2024	23-067 Design Services for Roads CIP Task Order 3-6/30/24			$154,986.12		
	52021R-A		06/30/2024	23-031 Engineering Design Services Task Order 1 - 6/30/24			$23,904.03		
	Paying Fund			Cash Account			Amount		
	115 - Measure A - Roads			115.11000 (Cash)			$178,890.15		
144421	08/01/2024	Open			Accounts Payable	NV5 INC.	$76,174.90		
	Invoice		Date	Description			Amount		
	398979-A		06/30/2024	23-031 CM for Roads Task Order No.1 Bid Package 2-6/30/24			$44,041.75		
	398981-A		06/30/2024	23-033 CM for Roads Task Order No. 2-6/30/24			$32,133.15		
	Paying Fund			Cash Account			Amount		
	115 - Measure A - Roads			115.11000 (Cash)			$76,174.90		
144422	08/01/2024	Open			Accounts Payable	PROVOST AND PRITCHARD ENGINEERING GROUP	$62,243.88		
	Invoice		Date	Description			Amount		
	111653-A		06/30/2024	23-032 Engineering Design Services Task Order 1-6/30/24			$482.78		
	111655-A		06/30/2024	23-068 Design Services for Roads CIP Task Order 2 - 6/30/24			$61,761.10		
	Paying Fund			Cash Account			Amount		
	115 - Measure A - Roads			115.11000 (Cash)			$62,243.88		
144423	08/01/2024	Open			Accounts Payable	SINCLAIR GENERAL ENGINEERING CONSTRUCTION INC	$235,819.73		
	Invoice		Date	Description			Amount		
	PP2/CP 21-021-A		05/31/2024	21-021 Pedras Rd Rehabilitation between Geer and GSB-5/31/24			$235,819.73		
	Paying Fund			Cash Account			Amount		
	215 - Streets - Grant Funded Projects			215.11000 (Cash)			$235,819.73		
144424	08/01/2024	Open			Accounts Payable	WEST YOST ASSOCIATES	$15,134.41		
	Invoice		Date	Description			Amount		
	2059088		06/30/2024	18-69 Construction Mgmt Surface Water Dist System Im-6/30/24			$15,134.41		
	Paying Fund			Cash Account			Amount		
	420 - WATER			420.11000 (Cash)			$15,134.41		
Type Check Totals:					110 Transactions		$3,852,466.78		
AP - Accounts Payable Totals									

Checks	Status	Count	Transaction Amount	Reconciled Amount
	Open	110	$3,852,466.78	$0.00
	Reconciled	0	$0.00	$0.00
	Voided	0	$0.00	$0.00
	Stopped	0	$0.00	$0.00
	Total	110	$3,852,466.78	$0.00

City of Turlock

Payment Register

From Payment Date: 7/26/2024 - To Payment Date: 8/1/2024

Number	Date	Status	Void Reason	Reconciled/ Voided Date	Source	Payee Name	Transaction Amount	Reconciled Amount	Difference

All	Status	Count	Transaction Amount	Reconciled Amount
	Open	110	$3,852,466.78	$0.00
	Reconciled	0	$0.00	$0.00
	Voided	0	$0.00	$0.00
	Stopped	0	$0.00	$0.00
	Total	110	$3,852,466.78	$0.00

Grand Totals:

Checks	Status	Count	Transaction Amount	Reconciled Amount
	Open	**110**	**$3,852,466.78**	**$0.00**
	Reconciled	**0**	**$0.00**	**$0.00**
	Voided	**0**	**$0.00**	**$0.00**
	Stopped	**0**	**$0.00**	**$0.00**
	Total	**110**	**$3,852,466.78**	**$0.00**

All	Status	Count	Transaction Amount	Reconciled Amount
	Open	**110**	**$3,852,466.78**	**$0.00**
	Reconciled	**0**	**$0.00**	**$0.00**
	Voided	**0**	**$0.00**	**$0.00**
	Stopped	**0**	**$0.00**	**$0.00**
	Total	**110**	**$3,852,466.78**	**$0.00**

Payment Register

From Payment Date: 5/1/2024 - To Payment Date: 5/31/2024

Number	Date	Status	Void Reason	Reconciled/ Voided Date	Source	Payee Name	Transaction Amount	Reconciled Amount	Difference
AP - Accounts Payable									
EFT									
5697	05/07/2024	Open			Accounts Payable	CH2M Hill Engineers, Inc	$411,667.40		
	Invoice		Date	Description			Amount		
	44		03/31/2024	SRWA - Design Build Contract 2023-24		March 2024	$411,667.40		
	Paying Fund			Cash Account			Amount		
	950 - SRWA - JPA			950.11000 (Cash)			$411,667.40		
5700	05/30/2024	Open			Accounts Payable	CH2M Hill Engineers, Inc	$233,882.91		
	Invoice		Date	Description			Amount		
	45		04/30/2024	SRWA - Design Build Contract 2023-24		April 2024	$233,882.91		
	Paying Fund			Cash Account			Amount		
	950 - SRWA - JPA			950.11000 (Cash)			$233,882.91		
5701	05/21/2024	Open			Accounts Payable	VISION SERVICE PLAN CA	$97.09		
	Invoice		Date	Description			Amount		
	820332015		05/21/2024	PREMIUMS MAY 2024 - MANAGEMENT			$97.09		
	Paying Fund			Cash Account			Amount		
	511 - Health Care			511.11000 (Cash)			$97.09		
5702	05/21/2024	Open			Accounts Payable	VISION SERVICE PLAN CA	$10.22		
	Invoice		Date	Description			Amount		
	820321548		05/21/2024	PREMIUMS MAY 2024 - CITY OF TURLOCK			$10.22		
	Paying Fund			Cash Account			Amount		
	511 - Health Care			511.11000 (Cash)			$10.22		
5703	05/21/2024	Open			Accounts Payable	VISION SERVICE PLAN CA	$15.33		
	Invoice		Date	Description			Amount		
	820332023		05/21/2024	PREMIUMS MAY 2024 - COBRA			$15.33		
	Paying Fund			Cash Account			Amount		
	511 - Health Care			511.11000 (Cash)			$15.33		
5704	05/21/2024	Open			Accounts Payable	VISION SERVICE PLAN CA	$71.54		
	Invoice		Date	Description			Amount		
	820332022		05/21/2024	PREMIUMS MAY 2024 - RETIREES			$71.54		
	Paying Fund			Cash Account			Amount		
	511 - Health Care			511.11000 (Cash)			$71.54		
5705	05/21/2024	Open			Accounts Payable	VISION SERVICE PLAN CA	$30.66		
	Invoice		Date	Description			Amount		
	820332021		05/21/2024	PREMIUMS MAY 2024 - TMAPS			$30.66		
	Paying Fund			Cash Account			Amount		
	511 - Health Care			511.11000 (Cash)			$30.66		
5706	05/21/2024	Open			Accounts Payable	VISION SERVICE PLAN CA	$25.55		
	Invoice		Date	Description			Amount		
	820332016		05/21/2024	PREMIUMS MAY 2024 - EXECUTIVE TEAM			$25.55		
	Paying Fund			Cash Account			Amount		
	511 - Health Care			511.11000 (Cash)			$25.55		
5707	05/21/2024	Open			Accounts Payable	VISION SERVICE PLAN CA	$434.35		
	Invoice		Date	Description			Amount		
	820332020		05/21/2024	PREMIUMS MAY 2024 - TAPO			$434.35		
	Paying Fund			Cash Account			Amount		
	511 - Health Care			511.11000 (Cash)			$434.35		

Payment Register

From Payment Date: 5/1/2024 - To Payment Date: 5/31/2024

Number	Date	Status	Void Reason	Reconciled/ Voided Date	Source	Payee Name	Transaction Amount	Reconciled Amount	Difference
5708	05/21/2024	Open			Accounts Payable	VISION SERVICE PLAN CA	$204.40		
	Invoice		Date	Description			Amount		
	820332019		05/21/2024	PREMIUMS MAY 2024 - FIRE			$204.40		
	Paying Fund			Cash Account			Amount		
	511 - Health Care			511.11000 (Cash)			$204.40		
5709	05/21/2024	Open			Accounts Payable	VISION SERVICE PLAN CA	$56.21		
	Invoice		Date	Description			Amount		
	820332018		05/21/2024	PREMIUMS MAY 2024 - CONFIDENTIAL			$56.21		
	Paying Fund			Cash Account			Amount		
	511 - Health Care			511.11000 (Cash)			$56.21		
5710	05/21/2024	Open			Accounts Payable	VISION SERVICE PLAN CA	$838.04		
	Invoice		Date	Description			Amount		
	820332017		05/21/2024	PREMIUMS MAY 2024 - TCEA			$838.04		
	Paying Fund			Cash Account			Amount		
	511 - Health Care			511.11000 (Cash)			$838.04		
5711	05/21/2024	Open			Accounts Payable	VISION SERVICE PLAN CA	$208.20		
	Invoice		Date	Description			Amount		
	820338235		05/21/2024	CLAIMS APRIL 2024 - EXECUTIVE TEAM			$208.20		
	Paying Fund			Cash Account			Amount		
	511 - Health Care			511.11000 (Cash)			$208.20		
5712	05/21/2024	Open			Accounts Payable	VISION SERVICE PLAN CA	$1,419.92		
	Invoice		Date	Description			Amount		
	820338238		05/21/2024	CLAIMS APRIL 2024 - TCEA			$1,419.92		
	Paying Fund			Cash Account			Amount		
	511 - Health Care			511.11000 (Cash)			$1,419.92		
5713	05/21/2024	Open			Accounts Payable	VISION SERVICE PLAN CA	$493.64		
	Invoice		Date	Description			Amount		
	820338230		05/21/2024	CLAIMS APRIL 2024 - MANAGEMENT			$493.64		
	Paying Fund			Cash Account			Amount		
	511 - Health Care			511.11000 (Cash)			$493.64		
5714	05/21/2024	Open			Accounts Payable	VISION SERVICE PLAN CA	$172.25		
	Invoice		Date	Description			Amount		
	820338241		05/21/2024	CLAIMS APRIL 2024 - FIRE			$172.25		
	Paying Fund			Cash Account			Amount		
	511 - Health Care			511.11000 (Cash)			$172.25		
5715	05/21/2024	Open			Accounts Payable	VISION SERVICE PLAN CA	$1,396.91		
	Invoice		Date	Description			Amount		
	820338243		05/21/2024	CLAIMS APRIL 2024 - TAPO			$1,396.91		
	Paying Fund			Cash Account			Amount		
	511 - Health Care			511.11000 (Cash)			$1,396.91		
5716	05/21/2024	Open			Accounts Payable	VISION SERVICE PLAN CA	$65.00		
	Invoice		Date	Description			Amount		
	820338246		05/21/2024	CLAIMS APRIL 2024 - RETIREES			$65.00		
	Paying Fund			Cash Account			Amount		
	511 - Health Care			511.11000 (Cash)			$65.00		

City of Turlock

Payment Register

From Payment Date: 5/1/2024 - To Payment Date: 5/31/2024

Number	Date	Status	Void Reason	Reconciled/ Voided Date	Source	Payee Name	Transaction Amount	Reconciled Amount	Difference
5734	05/28/2024	Open			Accounts Payable	US BANK-VISA	$152,712.31		

Invoice	Date	Description	Amount
5/22/2024X9452	05/28/2024	Procurement Card Charges - 5/22/24 Statement	$152,712.31

Paying Fund	Cash Account	Amount
110 - General Fund	110.11000 (Cash)	$152,712.31

Number	Date	Status	Void Reason	Reconciled/ Voided Date	Source	Payee Name	Transaction Amount	Reconciled Amount	Difference
5735	05/02/2024	Open			Accounts Payable	CALIFORNIA DEPT OF TAX AND FEE ADMIN	$65.00		

Invoice	Date	Description	Amount
01/01/24-3/31/24	03/31/2024	JAN-MAR 2024 CNG FUEL TAX	$65.00

Paying Fund	Cash Account	Amount
505 - Fleet	505.11000 (Cash)	$65.00

Type EFT Totals:	20 Transactions	$803,866.93	
AP - Accounts Payable Totals			

EFTs	Status	Count	Transaction Amount	Reconciled Amount
	Open	20	$803,866.93	$0.00
	Reconciled	0	$0.00	$0.00
	Voided	0	$0.00	$0.00
	Total	20	$803,866.93	$0.00

All	Status	Count	Transaction Amount	Reconciled Amount
	Open	20	$803,866.93	$0.00
	Reconciled	0	$0.00	$0.00
	Voided	0	$0.00	$0.00
	Stopped	0	$0.00	$0.00
	Total	20	$803,866.93	$0.00

Grand Totals:

EFTs	Status	Count	Transaction Amount	Reconciled Amount
	Open	**20**	**$803,866.93**	**$0.00**
	Reconciled	**0**	**$0.00**	**$0.00**
	Voided	**0**	**$0.00**	**$0.00**
	Total	**20**	**$803,866.93**	**$0.00**

All	Status	Count	Transaction Amount	Reconciled Amount
	Open	**20**	**$803,866.93**	**$0.00**
	Reconciled	**0**	**$0.00**	**$0.00**
	Voided	**0**	**$0.00**	**$0.00**
	Stopped	**0**	**$0.00**	**$0.00**
	Total	**20**	**$803,866.93**	**$0.00**

Payment Register

From Payment Date: 4/1/2024 - To Payment Date: 4/30/2024

Number	Date	Status	Void Reason	Reconciled/ Voided Date	Source	Payee Name	Transaction Amount	Reconciled Amount	Difference
PR - Payroll Account									
EFT									
141423	04/22/2024	Open			Accounts Payable	INTERNAL REVENUE SERVICE	$193,587.25		
	Invoice		Date	Description			Amount		
	4/13/24PR		04/22/2024	4/13/24PR-FEDERAL TAXES			$193,587.25		
	Paying Fund			Cash Account			Amount		
	104 - Payroll Clearing Fund			104.11000 (Cash)			$193,587.25		
141424	04/22/2024	Open			Accounts Payable	CA SDU	$1,566.45		
	Invoice		Date	Description			Amount		
	4/13/24PR		04/22/2024	4/13/24PR-CHILD SUPPORT PAYMENT			$1,566.45		
	Paying Fund			Cash Account			Amount		
	104 - Payroll Clearing Fund			104.11000 (Cash)			$1,566.45		
141425	04/22/2024	Open			Accounts Payable	STATE OF CALIFORNIA - PR TAXES	$59,271.82		
	Invoice		Date	Description			Amount		
	4/13/24PR		04/22/2024	4/13/24PR-STATE TAXES			$59,271.82		
	Paying Fund			Cash Account			Amount		
	104 - Payroll Clearing Fund			104.11000 (Cash)			$59,271.82		
141426	04/23/2024	Open			Accounts Payable	ICMA-RC	$96,568.95		
	Invoice		Date	Description			Amount		
	4/13/24PR		04/23/2024	4/13/24PR-ICMA			$96,568.95		
	Paying Fund			Cash Account			Amount		
	104 - Payroll Clearing Fund			104.11000 (Cash)			$96,568.95		
141427	04/09/2024	Open			Accounts Payable	CalPERS	$323,470.17		
	Invoice		Date	Description			Amount		
	3/30/24PR		04/09/2024	3/30/24PR-CALPERS			$323,470.17		
	Paying Fund			Cash Account			Amount		
	104 - Payroll Clearing Fund			104.11000 (Cash)			$323,587.53		
	110 - General Fund			110.11000 (Cash)			($117.36)		
141428	04/24/2024	Open			Accounts Payable	CalPERS	$323,274.92		
	Invoice		Date	Description			Amount		
	4/13/24PR		04/24/2024	4/13/24PR-CALPERS			$323,274.92		
	Paying Fund			Cash Account			Amount		
	104 - Payroll Clearing Fund			104.11000 (Cash)			$323,274.92		
141429	04/01/2024	Open			Accounts Payable	SUN LIFE ASSURANCE COMPANY OF CANADA	$17,297.92		
	Invoice		Date	Description			Amount		
	APR 2024		04/01/2024	LTD AND LIFE INSURANCE - APRIL 2024			$17,297.92		
	Paying Fund			Cash Account			Amount		
	104 - Payroll Clearing Fund			104.11000 (Cash)			$17,297.92		
141430	04/04/2024	Open			Accounts Payable	DELTA DENTAL OF CALIFORNIA	$8,150.40		
	Invoice		Date	Description			Amount		
	BE006019637		04/04/2024	DELTA DENTAL CLAIMS FOR 3/22/24-3/28/24			$8,150.40		
	Paying Fund			Cash Account			Amount		
	511 - Health Care			511.11000 (Cash)			$8,150.40		
141431	04/04/2024	Open			Accounts Payable	UMR	$89,501.02		
	Invoice		Date	Description			Amount		
	3/26/24-4/1/24		04/04/2024	UMR CLAIMS FOR 3/26/24-4/1/24			$89,501.02		

Payment Register

From Payment Date: 4/1/2024 - To Payment Date: 4/30/2024

Number	Date	Status	Void Reason	Reconciled/ Voided Date	Source	Payee Name	Transaction Amount	Reconciled Amount	Difference
	Paying Fund			Cash Account			Amount		
	511 - Health Care			511.11000 (Cash)			$89,501.02		
141432	04/05/2024	Open			Accounts Payable	CalPERS	$350.12		
	Invoice		Date	Description			Amount		
	3/16/24PR-MAGANA		04/05/2024	3/16/24PR-CALPERS-L MAGANA			$350.12		
	Paying Fund			Cash Account			Amount		
	104 - Payroll Clearing Fund			104.11000 (Cash)			$350.12		
141433	04/08/2024	Open			Accounts Payable	CA SDU	$1,607.24		
	Invoice		Date	Description			Amount		
	3/30/24PR		04/08/2024	3/30/24PR-CHILD SUPPORT PAYMENT			$1,607.24		
	Paying Fund			Cash Account			Amount		
	104 - Payroll Clearing Fund			104.11000 (Cash)			$1,607.24		
141434	04/08/2024	Open			Accounts Payable	GOLDEN ONE CREDIT UNION	$3,947.00		
	Invoice		Date	Description			Amount		
	3/30/24PR		04/08/2024	3/30/24PR-GOLDEN 1 CU			$3,947.00		
	Paying Fund			Cash Account			Amount		
	104 - Payroll Clearing Fund			104.11000 (Cash)			$3,947.00		
141435	04/08/2024	Open			Accounts Payable	INTERNAL REVENUE SERVICE	$205,159.84		
	Invoice		Date	Description			Amount		
	3/30/24PR		04/08/2024	3/30/24PR-FEDERAL TAXES			$205,159.84		
	Paying Fund			Cash Account			Amount		
	104 - Payroll Clearing Fund			104.11000 (Cash)			$205,159.84		
141436	04/08/2024	Open			Accounts Payable	STATE OF CALIFORNIA - PR TAXES	$61,922.37		
	Invoice		Date	Description			Amount		
	3/30/24PR		04/08/2024	3/30/24PR-STATE TAXES			$61,922.37		
	Paying Fund			Cash Account			Amount		
	104 - Payroll Clearing Fund			104.11000 (Cash)			$61,922.37		
141437	04/08/2024	Open			Accounts Payable	T A P O	$5,984.00		
	Invoice		Date	Description			Amount		
	3/30/24PR		04/08/2024	3/30/24PR-TAPO DUES			$5,984.00		
	Paying Fund			Cash Account			Amount		
	104 - Payroll Clearing Fund			104.11000 (Cash)			$5,984.00		
141438	04/08/2024	Open			Accounts Payable	T C E A	$2,855.25		
	Invoice		Date	Description			Amount		
	3/30/24PR		04/08/2024	3/30/24PR-TCEA DUES			$2,855.25		
	Paying Fund			Cash Account			Amount		
	104 - Payroll Clearing Fund			104.11000 (Cash)			$2,855.25		
141439	04/08/2024	Open			Accounts Payable	T C E A	$70.50		
	Invoice		Date	Description			Amount		
	3/30/24PR-BENEVO		04/08/2024	3/30/24PR-TCEA BENEVOLENCE DUES			$70.50		
	Paying Fund			Cash Account			Amount		
	104 - Payroll Clearing Fund			104.11000 (Cash)			$70.50		
141440	04/09/2024	Open			Accounts Payable	ICMA-RC	$847.72		
	Invoice		Date	Description			Amount		
	3/30/24PR-CONV		04/09/2024	3/30/24PR-ICMA SICK LEAVE CONVERSION-S TOUITOU			$847.72		
	Paying Fund			Cash Account			Amount		

Number	Date	Status	Void Reason	Reconciled/ Voided Date	Source	Payee Name	Transaction Amount	Reconciled Amount	Difference
	255 - CDBG			255.11000 (Cash)			$296.70		
	256 - Stanislaus Housing Consortium			256.11000 (Cash)			$551.02		
141441	04/09/2024	Open			Accounts Payable	T A P O	$15,595.63		
	Invoice		Date	Description			Amount		
	3/30/24PR-RHS		04/09/2024	3/30/24PR-TAPO RHS DUES			$15,595.63		
	Paying Fund			Cash Account			Amount		
	104 - Payroll Clearing Fund			104.11000 (Cash)			$15,595.63		
141442	04/09/2024	Open			Accounts Payable	TFRA	$9,622.72		
	Invoice		Date	Description			Amount		
	3/30/24PR-RHS		04/09/2024	3/30/24PR-TFRA RHS DUES			$9,622.72		
	Paying Fund			Cash Account			Amount		
	104 - Payroll Clearing Fund			104.11000 (Cash)			$9,622.72		
141443	04/09/2024	Open			Accounts Payable	ICMA-RC	$96,428.56		
	Invoice		Date	Description			Amount		
	3/30/24PR		04/09/2024	3/30/24PR-ICMA			$96,428.56		
	Paying Fund			Cash Account			Amount		
	104 - Payroll Clearing Fund			104.11000 (Cash)			$96,428.56		
141444	04/11/2024	Open			Accounts Payable	DELTA DENTAL OF CALIFORNIA	$5,188.85		
	Invoice		Date	Description			Amount		
	BE006029737		04/11/2024	DELTA DENTAL CLAIMS FOR 4/12/24-4/18/24			$5,188.85		
	Paying Fund			Cash Account			Amount		
	511 - Health Care			511.11000 (Cash)			$5,188.85		
141445	04/11/2024	Open			Accounts Payable	UMR	$186,494.63		
	Invoice		Date	Description			Amount		
	4/2/24-4/8/24		04/11/2024	UMR CLAIMS FOR 4/2/24-4/8/24			$186,494.63		
	Paying Fund			Cash Account			Amount		
	511 - Health Care			511.11000 (Cash)			$186,494.63		
141446	04/18/2024	Open			Accounts Payable	DELTA DENTAL OF CALIFORNIA	$4,263.17		
	Invoice		Date	Description			Amount		
	BE006032730		04/18/2024	DELTA DENTAL CLAIMS FOR 4/5/24-4/11/24			$4,263.17		
	Paying Fund			Cash Account			Amount		
	511 - Health Care			511.11000 (Cash)			$4,263.17		
141447	04/18/2024	Open			Accounts Payable	UMR	$41,903.33		
	Invoice		Date	Description			Amount		
	4/9/24-4/15/24		04/18/2024	UMR CLAIMS FOR 4/9/24-4/15/24			$41,903.33		
	Paying Fund			Cash Account			Amount		
	511 - Health Care			511.11000 (Cash)			$41,903.33		
141448	04/22/2024	Open			Accounts Payable	EMPLOYMENT DEVELOP DEPT	$3,776.00		
	Invoice		Date	Description			Amount		
	L1758604624		04/22/2024	UNEMPLOYMENT CHARGES FOR 1/1/24-3/31/24			$3,776.00		
	Paying Fund			Cash Account			Amount		
	512 - Casualty Insurance			512.11000 (Cash)			$3,776.00		
141449	04/22/2024	Open			Accounts Payable	GOLDEN ONE CREDIT UNION	$3,947.00		
	Invoice		Date	Description			Amount		
	4/13/24PR		04/22/2024	4/13/24PR-GOLDEN 1 CU			$3,947.00		
	Paying Fund			Cash Account			Amount		

Payment Register

From Payment Date: 4/1/2024 - To Payment Date: 4/30/2024

Number	Date	Status	Void Reason	Reconciled/ Voided Date	Source	Payee Name		Transaction Amount	Reconciled Amount	Difference
	104 - Payroll Clearing Fund			104.11000 (Cash)			$3,947.00			
141450	04/22/2024	Open			Accounts Payable	T A P O		$5,914.00		
	Invoice		Date	Description			Amount			
	4/13/24PR		04/22/2024	4/13/24PR-TAPO DUES			$5,914.00			
	Paying Fund			Cash Account			Amount			
	104 - Payroll Clearing Fund			104.11000 (Cash)			$5,914.00			
141451	04/22/2024	Open			Accounts Payable	T C E A		$2,814.75		
	Invoice		Date	Description			Amount			
	4/13/24PR		04/22/2024	4/13/24PR-TCEA DUES			$2,814.75			
	Paying Fund			Cash Account			Amount			
	104 - Payroll Clearing Fund			104.11000 (Cash)			$2,814.75			
141452	04/22/2024	Open			Accounts Payable	TFRA		$6,438.16		
	Invoice		Date	Description			Amount			
	4/13/24PR		04/22/2024	4/13/24PR-TFRA DUES			$6,438.16			
	Paying Fund			Cash Account			Amount			
	104 - Payroll Clearing Fund			104.11000 (Cash)			$6,438.16			
141453	04/22/2024	Open			Accounts Payable	TURLOCK HEALTH & FITNESS CENTER, INC, DBA BRENDA ATHLETIC		$130.00		
	Invoice		Date	Description			Amount			
	4/13/24PR		04/22/2024	4/13/24PR-TURLOCK HEALTH CLUB			$130.00			
	Paying Fund			Cash Account			Amount			
	104 - Payroll Clearing Fund			104.11000 (Cash)			$130.00			
141454	04/22/2024	Open			Accounts Payable	T C E A		$69.50		
	Invoice		Date	Description			Amount			
	4/13/24PR-BENEVO		04/22/2024	4/13/24PR-TCEA BENEVOLENCE DUES			$69.50			
	Paying Fund			Cash Account			Amount			
	104 - Payroll Clearing Fund			104.11000 (Cash)			$69.50			
141455	04/22/2024	Open			Accounts Payable	UMR		($21,275.68)		
	Invoice		Date	Description			Amount			
	MAR24 RET REF		04/22/2024	UMR MARCH 2024 RETIREE REFUND			($21,275.68)			
	Paying Fund			Cash Account			Amount			
	511 - Health Care			511.11000 (Cash)			($21,275.68)			
141456	04/22/2024	Open			Accounts Payable	UMR		($975.36)		
	Invoice		Date	Description			Amount			
	MAR24 COBRA REF		04/22/2024	UMR MAR COBRA REFUND			($975.36)			
	Paying Fund			Cash Account			Amount			
	511 - Health Care			511.11000 (Cash)			($975.36)			
141457	04/24/2024	Open			Accounts Payable	T A P O		$15,533.38		
	Invoice		Date	Description			Amount			
	4/13/24PR-RHS		04/24/2024	4/13/24PR-TAPO RHS DUES			$15,533.38			
	Paying Fund			Cash Account			Amount			
	104 - Payroll Clearing Fund			104.11000 (Cash)			$15,533.38			
141458	04/24/2024	Open			Accounts Payable	TFRA		$9,633.29		
	Invoice		Date	Description			Amount			
	4/13/24PR-RHS		04/24/2024	4/13/24PR-TFRA RHS DUES			$9,633.29			

Payment Register

From Payment Date: 4/1/2024 - To Payment Date: 4/30/2024

Number	Date	Status	Void Reason	Reconciled/ Voided Date	Source	Payee Name	Transaction Amount	Reconciled Amount	Difference
	Paying Fund			Cash Account			Amount		
	104 - Payroll Clearing Fund			104.11000 (Cash)			$9,633.29		
141459	04/25/2024	Open			Accounts Payable	SUN LIFE ASSURANCE COMPANY OF CANADA	$16,992.34		
	Invoice		Date	Description			Amount		
	MAY 2024		04/25/2024	LTD AND LIFE INSURANCE - MAY 2024			$16,992.34		
	Paying Fund			Cash Account			Amount		
	104 - Payroll Clearing Fund			104.11000 (Cash)			$16,992.34		
141460	04/25/2024	Open			Accounts Payable	UMR	$419.85		
	Invoice		Date	Description			Amount		
	MAY 24 CUSTODIAL		04/25/2024	UMR MAY 2024 CUSTODIAL AND BANKING FEE			$419.85		
	Paying Fund			Cash Account			Amount		
	511 - Health Care			511.11000 (Cash)			$419.85		
141461	04/25/2024	Open			Accounts Payable	DELTA DENTAL OF CALIFORNIA	$7,952.95		
	Invoice		Date	Description			Amount		
	BE006045255		04/25/2024	DELTA DENTAL CLAIMS FOR 4/12/24-4/18/24			$7,952.95		
	Paying Fund			Cash Account			Amount		
	511 - Health Care			511.11000 (Cash)			$7,952.95		
141462	04/25/2024	Open			Accounts Payable	UMR	$116,823.83		
	Invoice		Date	Description			Amount		
	4/16/24-4/22/24		04/25/2024	UMR CLAIMS FOR 4/16/24-4/22/24			$116,823.83		
	Paying Fund			Cash Account			Amount		
	511 - Health Care			511.11000 (Cash)			$116,823.83		
141463	04/25/2024	Open			Accounts Payable	UMR	$130,107.14		
	Invoice		Date	Description			Amount		
	MAY 24 PREM		04/25/2024	UMR MAY 2024 HEALTH PREMIUMS			$130,107.14		
	Paying Fund			Cash Account			Amount		
	511 - Health Care			511.11000 (Cash)			$130,107.14		
141464	04/23/2024	Open			Accounts Payable	UMR	($8.00)		
	Invoice		Date	Description			Amount		
	MAR24 OSR REFUND		04/23/2024	MARCH 2024 OSR REFUND			($8.00)		
	Paying Fund			Cash Account			Amount		
	511 - Health Care			511.11000 (Cash)			($8.00)		
141465	04/30/2024	Open			Accounts Payable	Optum Bank, Inc.	$21,340.20		
	Invoice		Date	Description			Amount		
	4/13/24PR		04/22/2024	4/13/24PR-HSA EE & ER			$10,670.10		
	3/30/24PR		04/08/2024	3/30/24PR-HSA EE & ER			$10,670.10		
	Paying Fund			Cash Account			Amount		
	511 - Health Care			511.11000 (Cash)			$21,340.20		
Type EFT Totals:					43 Transactions		$2,074,563.18		
PR - Payroll Account Totals									

EFTs	Status	Count	Transaction Amount	Reconciled Amount
	Open	43	$2,074,563.18	$0.00
	Reconciled	0	$0.00	$0.00
	Voided	0	$0.00	$0.00
	Total	43	$2,074,563.18	$0.00

City of Turlock

Payment Register

From Payment Date: 4/1/2024 - To Payment Date: 4/30/2024

Number	Date	Status	Void Reason	Reconciled/ Voided Date	Source	Payee Name	Transaction Amount	Reconciled Amount	Difference

All	Status	Count	Transaction Amount	Reconciled Amount
	Open	43	$2,074,563.18	$0.00
	Reconciled	0	$0.00	$0.00
	Voided	0	$0.00	$0.00
	Stopped	0	$0.00	$0.00
	Total	43	$2,074,563.18	$0.00

Grand Totals:

EFTs	Status	Count	Transaction Amount	Reconciled Amount
	Open	**43**	**$2,074,563.18**	**$0.00**
	Reconciled	**0**	**$0.00**	**$0.00**
	Voided	**0**	**$0.00**	**$0.00**
	Total	**43**	**$2,074,563.18**	**$0.00**

All	Status	Count	Transaction Amount	Reconciled Amount
	Open	**43**	**$2,074,563.18**	**$0.00**
	Reconciled	**0**	**$0.00**	**$0.00**
	Voided	**0**	**$0.00**	**$0.00**
	Stopped	**0**	**$0.00**	**$0.00**
	Total	**43**	**$2,074,563.18**	**$0.00**

INVESTMENT AND CASH REPORT FOR JUNE 30, 2024

CURRENT INVESTMENT AND CASH BALANCE

The City's cash and investments as of JUNE 30, 2024 totaled the following:

Invested Cash	$	279,558,489.42
Demand Deposits	$	18,732,159.07
(excludes outstanding items)		
Total Cash and Investments	$	298,290,648.49

See the attached *Schedule of Investments* for detail regarding individual investments.

In compliance with the California Government Code, The City of Turlock has adequate resources to meet its expenditure requirements for the next six months.

COMPLIANCE WITH INVESTMENT POLICY

As of JUNE 30, 2024, the investment portfolio was in compliance with all elements of the City's Investment Policy.

Prepared by: Jamie Gomes, Accountant II

Jamie Gomes
Signature

07/19/2024
Date Signed

Reviewed and approved as to accuracy by: Diana Lewis, City Treasurer

Diana Lewis
Signature

07/23/2024
Date Signed

Updated: July 19, 2024

CITY OF TURLOCK

Schedule of Investments - As of June 30, 2024

INVESTMENT DETAIL	Cost	Par	Coupon Rate	YIELD	Purchase Date	Maturity Date	Market	When Interest Paid
Local Agency Investment Fund (LAIF)	$ 26,535,777.53	$ 26,535,777.53	n/a	4.480%	n/a	n/a	$ 26,535,777.53	Quarterly
Total LAIF	**26,535,777.53**	**26,535,777.53**					**26,535,777.53**	
California Asset Management Program (CAMP)	67,445,669.94	67,445,669.94	n/a	5.430%	n/a	n/a	$ 67,445,669.94	Monthly
Total CAMP	**67,445,669.94**	**67,445,669.94**					**67,445,669.94**	
DEMAND DEPOSITS:								
West America Bank Daily Receipts (unreconciled)	18,722,239.07	18,722,239.07	n/a	n/a	n/a	n/a	18,722,239.07	monthly
Petty Cash	9,920.00	9,920.00	n/a	n/a	n/a	n/a	9,920.00	n/a
Total Demand Deposits	**18,732,159.07**	**18,732,159.07**					**18,732,159.07**	
CERTIFICATES OF DEPOSIT:								
Flagstar Bank FSB	249,000.00	249,000.00	n/a	0.500%	7/31/20	7/31/24	247,901.47	Jan & Jul
Oak Valley Community Bank	3,048,599.65	3,048,599.65	n/a	4.070%	9/2/23	9/2/24	3,048,599.65	Maturity
Oak Valley Community Bank	2,054,941.15	2,054,941.15	n/a	4.070%	9/2/23	9/2/24	2,054,941.15	Maturity
Bank of Stockton	1,179,037.41	1,179,037.41	n/a	0.200%	4/13/23	10/13/24	1,179,037.41	Maturity
Bank of Stockton	2,165,455.36	2,165,455.36	n/a	4.760%	10/16/23	10/16/24	2,165,455.36	Maturity
Bank of Stockton	1,193,305.42	1,193,305.42	n/a	4.760%	10/23/23	10/23/24	1,193,305.42	Maturity
Raymond James Bank NA	247,000.00	247,000.00	n/a	1.850%	11/26/19	11/26/24	243,390.00	May & Nov
State Bank of India	247,000.00	247,000.00	n/a	2.050%	11/27/19	11/27/24	243,565.02	May & Nov
Merrick Bank	247,000.00	247,000.00	n/a	1.800%	11/29/19	11/29/24	243,344.04	Monthly
Farmers & Merchants Bank	2,420,244.09	2,420,244.09	n/a	4.000%	2/2/24	2/2/25	2,420,244.09	Maturity
Farmers & Merchants Bank	1,219,123.51	1,219,123.51	n/a	4.000%	2/4/24	2/4/25	1,219,123.51	Maturity
East Boston Savings Bank	249,000.00	249,000.00	n/a	0.500%	8/14/20	8/14/25	236,318.73	Monthly
Enterprise Bank/PA	249,000.00	249,000.00	n/a	0.500%	8/14/20	8/14/25	236,318.73	Monthly
Pony Express Bank	249,000.00	249,000.00	n/a	0.450%	8/14/20	8/14/25	236,182.62	Monthly
First Carolina Bank	249,000.00	249,000.00	n/a	0.450%	8/20/20	8/20/25	236,013.07	Monthly
Valley Natl Bk Wayne	245,000.00	245,000.00	n/a	4.600%	4/2/24	4/2/27	243,141.16	Monthly
Owen County St Bk Spencer Ind	248,000.00	248,000.00	n/a	5.100%	10/31/23	10/29/27	250,296.55	Monthly
Total Certificates of Deposit	**15,759,706.59**	**15,759,706.59**					**15,697,177.98**	
MONEY MARKET AND MUTUAL FUNDS								
Oak Valley Community Bank-MM	5,164,871.46	5,164,871.46	n/a	3.560%	9/2/15	open	5,164,871.46	monthly
WestAmerica Bank-MM	10,247,404.37	10,247,404.37	n/a	4.050%	10/23/23	open	10,247,404.37	monthly
	15,412,275.83	**15,412,275.83**					**15,412,275.83**	
U.S. TREASURIES:								
US Treasury Note	MATURED	MATURED	0.250%	0.446%	6/30/21	6/15/24	MATURED	Jun & Dec
US Treasury Note	2,048,125.00	2,000,000.00	1.250%	0.484%	6/30/21	8/31/24	1,986,015.62	Feb & Aug
US Treasury Note	2,092,500.00	2,000,000.00	1.500%	0.228%	2/3/21	9/30/24	1,980,742.18	March & Sept
US Treasury Bill	1,901,356.12	2,000,000.00	0.000%	5.311%	11/13/23	10/31/24	1,964,946.68	N/A
US Treasury Note	1,032,343.75	1,000,000.00	1.500%	0.520%	6/30/21	10/31/24	1,974,296.88	Apr & Oct
US Treasury Note	1,023,476.56	1,000,000.00	1.500%	0.701%	11/10/21	10/31/24		Apr & Oct
US Treasury Note	1,980,000.00	2,000,000.00	4.500%	5.396%	10/3/23	11/30/24	1,993,300.78	May & Nov
US Treasury Note	1,973,750.00	2,000,000.00	4.250%	5.390%	10/19/23	12/31/24	1,989,257.82	Jun & Dec
US Treasury Note	2,036,875.00	2,000,000.00	2.000%	1.377%	2/3/22	2/15/25	1,959,082.04	Feb & Aug
US Treasury Note	1,980,000.00	2,000,000.00	0.500%	0.800%	11/10/21	3/31/25	1,931,621.10	March & Sept
US Treasury Note	1,955,625.00	2,000,000.00	2.750%	3.558%	6/16/22	5/15/25	1,958,854.16	May & Nov
US Treasury Note	1,935,625.00	2,000,000.00	2.875%	5.008%	11/13/23	6/15/25	1,957,734.38	Jun & Dec
US Treasury Note	1,965,703.13	2,000,000.00	0.250%	0.685%	6/30/21	6/30/25	1,906,328.12	Jun & Dec
US Treasury Note	1,963,750.00	2,000,000.00	0.250%	0.701%	6/30/21	7/31/25	1,899,531.24	Jan & July
US Treasury Note	1,961,171.88	2,000,000.00	0.250%	0.724%	6/30/21	8/31/25	1,892,265.62	Feb & Aug
US Treasury Note	1,969,531.25	2,000,000.00	4.250%	5.047%	10/3/23	10/15/25	1,981,171.88	Apr & Oct
US Treasury Note	1,955,000.00	2,000,000.00	0.375%	0.942%	11/10/21	11/30/25	1,876,250.00	May & Nov
US Treasury Note	1,898,750.00	2,000,000.00	2.625%	5.086%	10/19/23	12/31/25	1,934,765.62	Jun & Dec

CITY OF TURLOCK

Schedule of Investments - As of June 30, 2024

INVESTMENT DETAIL	Cost	Par	Coupon Rate	YIELD	Purchase Date	Maturity Date	Market	When Interest Paid
US Treasury Note	1,977,734.38	2,000,000.00	0.750%	1.010%	11/10/21	3/31/26	1,865,507.82	March & Sept
US Treasury Note	1,791,406.25	2,000,000.00	0.750%	3.602%	6/16/22	5/31/26	1,854,765.62	May & Nov
US Treasury Note	978,398.44	1,000,000.00	4.125%	5.001%	10/19/23	6/15/26	2,965,664.07	Jun & Dec
US Treasury Note	1,997,656.25	2,000,000.00	4.125%	4.176%	2/6/24	6/15/26		Jun & Dec
US Treasury Note	970,781.25	1,000,000.00	0.875%	1.564%	2/3/22	6/30/26	927,656.25	Jun & Dec
US Treasury Note	1,982,187.50	2,000,000.00	4.500%	4.843%	10/3/23	7/15/26	1,991,484.38	Jan & July
US Treasury Note	1,918,750.00	2,000,000.00	0.625%	1.565%	2/3/22	7/31/26	1,840,234.38	Jan & July
US Treasury Note	1,845,000.00	2,000,000.00	1.625%	3.590%	6/16/22	9/30/26	1,871,875.00	March & Sept
US Treasury Note	1,788,671.88	2,000,000.00	1.125%	4.068%	11/29/22	10/31/26	1,845,859.38	Apr & Oct
US Treasury Note	897,343.75	1,000,000.00	1.500%	4.924%	10/19/23	1/31/27	925,546.88	Jan & July
US Treasury Note	1,858,750.00	2,000,000.00	2.500%	4.717%	10/3/23	3/31/27	1,896,015.62	March & Sept
US Treasury Note	1,859,687.50	2,000,000.00	2.625%	4.735%	10/3/23	5/31/27	1,896,953.12	May & Nov
US Treasury Note	1,964,375.00	2,000,000.00	3.250%	3.691%	2/3/23	6/30/27	1,930,078.12	Jun & Dec
US Treasury Note	962,187.50	1,000,000.00	2.750%	3.671%	2/3/23	7/31/27	949,648.44	Jan & July
US Treasury Bond	2,223,125.00	2,000,000.00	6.375%	3.680%	2/3/23	8/15/27	2,109,843.76	Feb & Aug
US Treasury Note	2,004,687.50	2,000,000.00	4.125%	4.062%	7/25/23	9/30/27	1,977,968.76	March & Sept
US Treasury Note	2,005,312.50	2,000,000.00	4.125%	4.055%	7/25/23	10/31/27	1,978,046.88	Apr & Oct
US Treasury Note	954,531.25	1,000,000.00	3.500%	4.672%	10/3/23	1/31/28	968,789.06	Jan & July
US Treasury Note	1,947,500.00	2,000,000.00	4.000%	4.665%	10/3/23	2/29/28	1,970,312.50	Feb & Aug
US Treasury Note	1,714,062.50	2,000,000.00	1.250%	4.863%	10/19/23	3/31/28	1,781,875.00	March & Sept
US Treasury Note	1,959,375.00	2,000,000.00	3.500%	4.026%	2/6/24	4/30/28	1,935,546.88	Apr & Oct
US Treasury Note	1,704,687.50	2,000,000.00	1.250%	4.860%	10/19/23	5/31/28	1,773,906.24	May & Nov
US Treasury Note	1,968,906.25	2,000,000.00	3.625%	4.020%	2/6/24	5/31/28	1,943,906.24	May & Nov
US Treasury Note	1,703,437.50	2,000,000.00	1.000%	4.528%	11/13/23	7/31/28	3,495,468.76	Jan & July
US Treasury Note	1,755,078.13	2,000,000.00	1.000%	4.012%	2/6/24	7/31/28		Jan & July
US Treasury Note	1,761,250.00	2,000,000.00	1.125%	4.014%	2/6/24	8/31/28	1,753,046.88	Feb & Aug
US Treasury Note	2,008,125.00	2,000,000.00	4.375%	4.272%	3/28/24	8/31/28	1,998,593.76	Feb & Aug
US Treasury Note	2,014,375.00	2,000,000.00	4.625%	4.440%	5/28/24	9/30/28	2,017,968.76	March & Sept
US Treasury Note	2,050,000.00	2,000,000.00	4.875%	4.269%	3/28/24	10/31/28	2,037,734.38	Apr & Oct
US Treasury Note	1,905,625.00	2,000,000.00	3.125%	4.258%	3/28/24	11/15/28	1,900,078.12	May & Nov
US Treasury Note	1,754,062.50	2,000,000.00	1.375%	4.257%	3/28/24	12/31/28	1,757,265.62	Jun & Dec
US Treasury Note	1,965,000.00	2,000,000.00	4.000%	4.417%	5/28/24	1/31/29	1,970,390.62	Jan & July
US Treasury Note	1,848,437.50	2,000,000.00	2.625%	4.422%	5/28/24	2/15/29	3,710,000.00	Feb & Aug
US Treasury Note	1,863,984.38	2,000,000.00	2.625%	4.250%	6/20/24	2/15/29		Feb & Aug
US Treasury Note	1,975,000.00	2,000,000.00	4.125%	4.413%	5/28/24	3/31/29	1,980,781.24	March & Sept
Total U.S. Treasuries	**93,553,074.90**	**97,000,000.00**					**93,008,976.66**	
U.S. AGENCY SECURITIES:								
FNMA (Fannie Mae)	2,104,000.00	2,000,000.00	1.750%	0.220%	2/3/21	7/2/24	1,999,778.72	Jan & July
FFCB (Federal Farm Credit Bank)	2,013,840.00	2,000,000.00	4.875%	4.529%	11/30/22	1/10/25	1,995,518.74	Jan & July
FNMA (Fannie Mae)	933,000.00	1,000,000.00	0.625%	5.306%	10/19/23	4/22/25	964,258.21	Apr & Oct
FNMA (Fannie Mae)	1,837,800.00	2,000,000.00	0.500%	4.124%	2/3/23	6/17/25	1,913,278.00	June & Dec
FFCB (Federal Farm Credit Bank)	1,994,838.20	2,000,000.00	4.875%	5.030%	11/13/23	7/28/25	1,995,840.78	Jan & July
FNMA (Fannie Mae)	1,895,214.00	2,000,000.00	37.500%	5.000%	6/20/24	8/25/25	1,896,206.36	Feb & Aug
FHLB (Federal Home Loan Bank)	1,994,600.00	2,000,000.00	4.875%	5.022%	11/13/23	9/12/25	2,000,814.60	March & Sept
FHLB (Federal Home Loan Bank)	2,062,460.00	2,000,000.00	1.750%	0.920%	11/10/21	9/12/25	1,928,550.06	March & Sept
FFCB (Federal Farm Credit Bank)	1,992,294.00	2,000,000.00	1.440%	1.540%	2/3/22	1/27/26	1,895,251.16	Jan & July
FFCB (Federal Farm Credit Bank)	2,000,000.00	2,000,000.00	1.560%	1.560%	2/3/22	2/3/26	1,898,850.06	Feb & Aug
FFCB (Federal Farm Credit Bank)	1,988,990.00	2,000,000.00	4.875%	5.112%	10/19/23	4/20/26	2,001,620.00	Apr & Oct
FFCB (Federal Farm Credit Bank)	1,987,672.00	2,000,000.00	4.375%	4.700%	6/20/24	6/23/26	1,985,983.82	June & Dec
FFCB (Federal Farm Credit Bank)	957,212.00	1,000,000.00	0.600%	1.580%	2/3/22	8/18/26	914,057.12	Feb & Aug
FFCB (Federal Farm Credit Bank)	2,344,629.43	2,358,000.00	4.750%	4.960%	10/3/23	9/1/26	2,358,873.40	March & Sept
FFCB (Federal Farm Credit Bank)	2,977,740.00	3,000,000.00	3.625%	3.841%	2/3/23	10/26/26	2,929,696.20	Apr & Oct
FHLB (Federal Home Loan Bank)	1,047,690.00	1,000,000.00	2.625%	1.600%	2/3/22	12/11/26	951,736.43	June & Dec

CITY OF TURLOCK

Schedule of Investments - As of June 30, 2024

INVESTMENT DETAIL	Cost	Par	Coupon Rate	YIELD	Purchase Date	Maturity Date	Market	When Interest Paid
FHLB (Federal Home Loan Bank)	983,617.00	1,000,000.00	1.250%	1.600%	2/3/22	12/21/26	920,906.15	June & Dec
FFCB (Federal Farm Credit Bank)	2,003,580.00	2,000,000.00	4.500%	4.435%	3/28/24	3/26/27	1,995,799.06	March & Sept
FFCB (Federal Farm Credit Bank)	1,903,352.00	2,000,000.00	2.875%	4.282%	7/25/23	4/26/27	1,909,938.26	Apr & Oct
FFCB (Federal Farm Credit Bank)	1,999,930.00	2,000,000.00	4.500%	4.500%	6/20/24	5/20/27	1,994,483.58	May & Nov
FHLB (Federal Home Loan Bank)	1,995,276.00	2,000,000.00	4.125%	4.190%	7/25/23	6/11/27	1,973,332.20	June & Dec
FFCB (Federal Farm Credit Bank)	1,996,124.00	2,000,000.00	4.625%	4.679%	11/15/23	11/15/27	2,000,947.22	May & Nov
FHLB (Federal Home Loan Bank)	1,818,046.00	2,000,000.00	2.500%	4.956%	10/19/23	12/10/27	1,871,556.56	June & Dec
FHLB (Federal Home Loan Bank)	1,878,638.00	2,000,000.00	3.250%	4.708%	10/3/23	6/9/28	1,911,372.30	June & Dec
FFCB (Federal Farm Credit Bank)	2,005,680.00	2,000,000.00	4.625%	4.561%	11/13/23	11/13/28	2,014,112.16	May & Nov
FFCB (Federal Farm Credit Bank)	2,026,700.00	2,000,000.00	4.750%	4.444%	5/28/24	4/30/29	2,030,279.76	Apr & Oct
FNMA (Fannie Mae)	2,159,700.00	2,000,000.00	6.250%	4.439%	5/28/24	5/15/29	4,324,899.32	May & Nov
FNMA (Fannie Mae)	2,174,240.00	2,000,000.00	6.250%	4.261%	6/20/24	5/15/29		May & Nov
FHLB (Federal Home Loan Bank)	2,031,170.00	2,000,000.00	4.625%	4.271%	6/20/24	6/8/29	2,021,496.64	June & Dec
Total U.S. Agencies	**55,108,032.63**	**55,358,000.00**					**54,599,436.87**	
CORPORATE NOTES/BONDS								
Tennessee Valley Authority	1,907,880.00	2,000,000.00	2.875%	4.300%	7/25/23	2/1/27	1,915,161.48	Feb & Aug
Microsoft Corp	1,930,730.00	2,000,000.00	3.300%	4.210%	11/29/22	2/6/27	1,929,533.50	Feb & Aug
Apple Inc	1,905,342.00	2,000,000.00	3.000%	4.100%	2/3/23	11/13/27	1,894,941.34	May & Nov
Total Corporate Notes/Bonds	**5,743,952.00**	**6,000,000.00**					**5,739,636.32**	
TOTAL INVESTMENTS	**$ 279,558,489.42**	**$ 186,511,429.89**					**$ 278,438,951.13**	
TOTAL INVESTMENTS AND DEMAND DEPOSITS	**298,290,648.49**	**205,243,588.96**					**297,171,110.20**	

Note: Market values are as stated by Wells Fargo Bank Investment statements.

City Council Meeting Minutes

July 23, 2024
6:00 p.m.
City of Turlock Yosemite Room
156 S. Broadway, Turlock, California

1. CALL TO ORDER

Mayor Bublak called the meeting to order at 6:00 p.m.

2. SALUTE TO THE FLAG

3. ROLL CALL AND DECLARATION OF CONFLICTS

Present: Councilmembers Cassandra Abram, Kevin Bixel, Rebecka Monez, Vice Mayor Pam Franco, and Mayor Amy Bublak.
Absent: None

Councilmember Abram	Councilmember Bixel	Vice Mayor Franco	Councilmember Monez	Mayor Bublak
10B & 10C	None	10B & 10C	None	10B & 10C

4. APPROVAL OF AGENDA AS POSTED OR AMENDED

Motion: Approval of Agenda as posted, motioned by Councilmember Monez, seconded Councilmember Bixel and carried 5/0 by the following vote:

Councilmember Abram	Councilmember Bixel	Vice Mayor Franco	Councilmember Monez	Mayor Bublak
Yes	Yes	Yes	Yes	Yes

5. PROCLAMATIONS, RECOGNITIONS, APPOINTMENTS, ANNOUNCEMENTS, PRESENTATIONS, AND BRIEFINGS

A. Proclamation: National Night Out 2024

Chief Hedden presented the proclamation to Crime Prevention Specialist Suffecool.

B. Discussion: ARPA Discussion

Finance Director Moreno gave a briefing and responded to questions from the City Council.

6. PUBLIC PARTICIPATION

Mayor Bublak opened the item to public comment and the following members of the public spoke:

Justin Farkas

With no further comments, Mayor Bublak closed public comment.

7. CONSENT CALENDAR

A. Motion: Accepting the Weekly demands of June 28, 2024 through July 4, 2024 in the amount of $1,039,279.25, and July 5, 2024 through July 11, 2024 in the amount of $440,442.42.

B. Motion: Accepting the Minutes of the July 9, 2024 Regular City Council meeting

C. Motion: Waiving Reading of All Ordinances on the Agenda, Except by Title

D. Resolution 2024-117: Approving Amendment No. 5 for Task Order No. 4 under the terms of the Master Agreement (City Contract No. 2023-109) with Mark Thomas & Company, Inc. (Sacramento, California office) in the amount of $887,235.88 to be funded by Fund 115 "Measure A – Roads," account number 115-10-115.43366_001 "Design Roads" for Professional Services for the City of Turlock's Roads Initiative Program under City Project No. 24-031 "Mark Thomas Task Order No. 4 for Roads Program – GSB (Dels to Tuolumne)" (Pezeshk)

E. Resolution 2024-118: Approving the Tentative Agreement updating the Memorandum of Understanding ("MOU") between the City of Turlock ("City") and Turlock Associated Police Officers ("TAPO"), covering the period of July 1, 2024 through June 30, 2027 and appropriating $977,343 in Fiscal Year 2024-2025 to 110-20-200 "Police Special Operations" $221,065 in various salary and benefit accounts; to 110-20-210 "Police Field Operations" $506,875 in various salary and benefit accounts; to 110-20-205 "Police Support Operations" $101,968 in various salary and benefit accounts; to 110-20-215 "Animal Services" $10,838 in various salary and benefit accounts; to 118-20-210 "Measure A-Police Field Operations" $120,586 in various salary and benefit accounts; to 118-20-205 "Measure A-Police Support Operations" $11,008 in various salary and benefit accounts; and to 119-20-205 "ARPA-Police Support Operations" $5,003 in various salary and benefit accounts (Dhami)

Action: Motion by Councilmember Monez, seconded by Councilmember Abram, to adopt the Consent Calendar, and carried 5/0 by the following vote:

Councilmember Abram	Councilmember Bixel	Vice Mayor Franco	Councilmember Monez	Mayor Bublak
Yes	Yes	Yes	Yes	Yes

8. FINAL READINGS

A. Second and final reading of an ordinance amending Turlock Municipal Code Title 4, Chapter 7, Article 14 related to speed limits (Morris)

Mayor Bublak opened the item for public comment, and with none, closed public comment.

Action: Ordinance 1316-CS: Amending Turlock Municipal Code Title 4, Chapter 7, Article 14 related to speed limits as motioned by Vice Mayor Franco, seconded by Councilmember Abram, and carried 4/1 by the following vote:

Councilmember Abram	Councilmember Bixel	Vice Mayor Franco	Councilmember Monez	Mayor Bublak
Yes	Yes	Yes	No	Yes

9. PUBLIC HEARINGS

None

10. ACTION ITEMS

A. Authorizing the City Manager to enter into an agreement with Slate Communications to develop and provide services for a City of Turlock Communications Plan in the amount of $49,875 to be funded by Fund 240 “Small Equipment Replacement” account 240-00-000-203.43060_000 “Contractual Services” (Sims)

Economic Development/Communications Director Sims introduced the item, along with Kim Newcomer from Slate Communications and responded to questions from City Council.

Mayor Bublak opened the item for public comment, and the following member of the public spoke:

Milt Treweiler

Mayor Bublak closed public comment.

Action: Resolution 2024-119: Authorizing the City Manager to enter into an agreement with Slate Communications to develop and provide services for a City of Turlock Communications Plan in the amount of $49,875 to be funded by Fund 240 “Small Equipment Replacement” account 240-00-000-203.43060_000 “Contractual Services” as motioned by Councilmember Monez, seconded by Councilmember Abram, and carried 5/0 by the following vote:

Councilmember Abram	Councilmember Bixel	Vice Mayor Franco	Councilmember Monez	Mayor Bublak
Yes	Yes	Yes	Yes	Yes

B. Declaring the City Council’s intention for the levy and collection of assessments, preliminarily approving the Engineer’s Report, and appointing a time and place for a public hearing for the existing Landscaping and Lighting Assessment Districts and Street Maintenance Benefit Assessment Areas in the City of Turlock for Fiscal Year 2024-2025 (Morris/Moreno)

Finance Director Moreno introduced the item and responded to questions from City Council.

Mayor Bublak opened the item for public comment, and the following member of the public spoke:

Milt Treweiler

Mayor Bublak closed public comment.

Action: Resolution 2024-120: Declaring the City Council’s intention for the levy and collection of assessments, preliminarily approving the Engineer’s Report, and appointing a time and place for a public hearing for the existing Landscaping and Lighting Assessment Districts and Street Maintenance Benefit Assessment Areas in the City of Turlock for Fiscal Year 2024-2025 by the following motions:

Mayor Bublak stated her conflict for the record, and recused herself from the dais.

Motion #1 – Declaring the City Council’s intention for the levy and collection of assessments, preliminarily approving the Engineer’s Report, and appointing a time and place for a public hearing for Traditions 5 Assessment District and Street Maintenance Benefit Assessment Areas in the City

of Turlock for Fiscal Year 2024-2025 as motioned by Councilmember Monez, seconded by Councilmember Abram, and passed 4/0 by the following vote:

Councilmember Abram	Councilmember Bixel	Vice Mayor Franco	Councilmember Monez	Mayor Bublak
Yes	Yes	Yes	Yes	---

Following the vote, Mayor Bublak returned to the dais.

Vice Mayor Franco stated her conflict for the record and recused herself from the dais.

Motion #2 – Declaring the City Council's intention for the levy and collection of assessments, preliminarily approving the Engineer's Report, and appointing a time and place for a public hearing for Tradition 1 and Heirlooms 1 and Heirlooms 3 Assessment District and Street Maintenance Benefit Assessment Areas in the City of Turlock for Fiscal Year 2024-2025 as motioned by Councilmember Monez, seconded by Councilmember Abram, and passed 4/0 by the following vote:

Councilmember Abram	Councilmember Bixel	Vice Mayor Franco	Councilmember Monez	Mayor Bublak
Yes	Yes	---	Yes	Yes

Following the vote, Vice Mayor Franco returned to the dais.

Councilmember Abram stated her conflict for the record and recused herself from the dais.

Motion #3 – Declaring the City Council's intention for the levy and collection of assessments, preliminarily approving the Engineer's Report, and appointing a time and place for a public hearing for Legends 4 and Legends North 3 Assessment District and Street Maintenance Benefit Assessment Areas in the City of Turlock for Fiscal Year 2024-2025 as motioned by Vice Mayor Franco, seconded by Councilmember Monez, and passed 4/0 by the following vote:

Councilmember Abram	Councilmember Bixel	Vice Mayor Franco	Councilmember Monez	Mayor Bublak
---	Yes	Yes	Yes	Yes

Following the vote, Councilmember Abram returned to the dias.

Motion #4 - Declaring the City Council's intention for the levy and collection of assessments, preliminarily approving the Engineer's Report, and appointing a time and place for a public hearing for the remaining Assessment District and Street Maintenance Benefit Assessment Areas in the City of Turlock for Fiscal Year 2024-2025 as motioned by Vice Mayor Franco, seconded by Councilmember Monez, and passed 5/0 by the following vote:

Councilmember Abram	Councilmember Bixel	Vice Mayor Franco	Councilmember Monez	Mayor Bublak
Yes	Yes	Yes	Yes	Yes

C. Initiating proceedings for the annual levy of assessments for existing Landscaping and Lighting Assessment Districts and Street Maintenance Benefit Assessment Areas in the City of Turlock for

Fiscal Year 2024-2025 (Moreno)

Finance Director Moreno introduced the item and responded to questions from City Council.

Mayor Bublak opened the item for public comment, and with none, closed public comment.

Action: Resolution 2024-121: Initiating proceedings for the annual levy of assessments for existing Landscaping and Lighting Assessment Districts and Street Maintenance Benefit Assessment Areas in the City of Turlock for Fiscal Year 2024-2025 by the following motions:

Mayor Bublak stated her conflict for the record, and recused herself from the dais.

Motion #1 – Initiating proceedings for the annual levy of assessments for Traditions 5 Assessment District and Street Maintenance Benefit Assessment Areas in the City of Turlock for Fiscal Year 2024-2025 as motioned by Councilmember Monez, seconded by Councilmember Abram, and passed 4/0 by the following vote:

Councilmember Abram	Councilmember Bixel	Vice Mayor Franco	Councilmember Monez	Mayor Bublak
Yes	Yes	Yes	Yes	---

Following the vote, Mayor Bublak returned to the dais.

Vice Mayor Franco stated her conflict for the record and recused herself from the dais.

Motion #2 – Initiating proceedings for the annual levy of assessments for Tradition 1 and Heirlooms 1 and Heirlooms 3 Assessment District and Street Maintenance Benefit Assessment Areas in the City of Turlock for Fiscal Year 2024-2025 as motioned by Councilmember Bixel, seconded by Councilmember Abram, and passed 4/0 by the following vote:

Councilmember Abram	Councilmember Bixel	Vice Mayor Franco	Councilmember Monez	Mayor Bublak
Yes	Yes	---	Yes	Yes

Following the vote, Vice Mayor Franco returned to the dais.

Councilmember Abram stated her conflict for the record and recused herself from the dais.

Motion #3 – Initiating proceedings for the annual levy of assessments for Legends 4 and Legends North 3 Assessment District and Street Maintenance Benefit Assessment Areas in the City of Turlock for Fiscal Year 2024-2025 as motioned by Councilmember Monez, seconded by Vice Mayor Franco, and passed 4/0 by the following vote:

Councilmember Abram	Councilmember Bixel	Vice Mayor Franco	Councilmember Monez	Mayor Bublak
---	Yes	Yes	Yes	Yes

Following the vote, Councilmember Abram returned to the dias.

Motion #4 - Initiating proceedings for the annual levy of assessments the remaining Assessment District and Street Maintenance Benefit Assessment Areas in the City of Turlock for Fiscal Year

2024-2025 as motioned by Vice Mayor Franco, seconded by Councilmember Monez, and passed 5/0 by the following vote:

Councilmember Abram	Councilmember Bixel	Vice Mayor Franco	Councilmember Monez	Mayor Bublak
Yes	Yes	Yes	Yes	Yes

D. Determining the need to continue the actions undertaken by the City Manager in response to the emergency created by the inoperative computer room air conditioning units at the Public Safety Facility, finding that the emergency will not permit a delay resulting from a competitive solicitation for bids, and finding that the action is exempt from CEQA pursuant to CEQA Guidelines Section 15302 (Fisher)

Municipal Services Director Fisher introduced the item and responded to questions from City Council.

Mayor Bublak opened the item for public comment, and the following members of the public spoke:

Bob Puffer

Mayor Bublak closed public comment.

Action: Motion: Determining the need to continue the actions undertaken by the City Manager in response to the emergency created by the inoperative computer room air conditioning units at the Public Safety Facility, finding that the emergency will not permit a delay resulting from a competitive solicitation for bids, and finding that the action is exempt from CEQA pursuant to CEQA Guidelines Section 15302 as motioned by Councilmember Monez, seconded by Councilmember Abram, and carried 5/0 by the following vote:

Councilmember Abram	Councilmember Bixel	Vice Mayor Franco	Councilmember Monez	Mayor Bublak
Yes	Yes	Yes	Yes	Yes

11. CITY MANAGER REPORTS/UPDATES

None

12. COUNCILMEMBER COMMENTS AND ANNOUNCEMENTS

Mayor Bublak asked for the Waffle sign be addressed, and see if Planning Commission can review electronic sign ordinance. She also added that she would like electronic signs for the agendas. Mayor Bublak thanked all the staff that assisted with setup and teardown for the State of Turlock.

Councilmember Monez requested a briefing regarding the Grants Pass v. Johnson litigation.

Councilmember Bixel requested a discussion regarding ARPA funds.

Vice Mayor Franco announced that National Night is approaching and invited the public to come out and participate.

13. CLOSED SESSION

A. Conference with Labor Negotiators, Cal. Gov't Code §54957.6(a)*"Notwithstanding any other provision of law, a legislative body of a local agency may hold closed sessions with the local agency's designated representatives regarding the salaries, salary schedules, or compensation paid in the form of fringe benefits of its represented and unrepresented employees, and, for represented employees, any other matter within the statutorily provided scope of representation."*
Agency Designated Representative: Deputy City Manager Sarah Eddy
Employee Organization: Turlock Associated Police Officers
Employee Organization: Turlock City Employees Association
Employee Organization: Turlock Firefighters Association-Local 2434
Employee Organization: Turlock Management Association-Public Safety
Unrepresented Groups: Turlock Management and Confidential Employees

B. Conference with Legal Counsel – Anticipated Litigation, Cal. Gov't Code §54956.9(d)(2)*"For the purposes of this section, litigation shall be considered pending when any of the following circumstances exist... A point has been reached where, in the opinion of the legislative body of the local agency on the advice of its legal counsel, based on existing facts and circumstances, there is a significant exposure to litigation against the local agency."*
Potential Case(s): Three (3)

14. REPORTS FROM CLOSED SESSION
None

15. ADJOURNMENT

Mayor Bublak adjourned the meeting at 7:36 p.m.

Respectfully submitted

_____
Nichole Fiez, Deputy City Clerk

City Council Special Meeting Minutes

August 5, 2024
5:00 p.m.
City of Turlock Yosemite Room
156 S. Broadway, Turlock, California

1. **CALL TO ORDER**
   Mayor Bublak called the meeting to order at 5:00 p.m.

2. **SALUTE TO THE FLAG**
3. **ROLL CALL AND DECLARATION OF CONFLICTS**

   Present: Councilmembers Cassandra Abram, Rebecka Monez, Vice Mayor Pam Franco, and Mayor Amy Bublak.
   Absent: Councilmember Bixel

Councilmember Abram	Councilmember Bixel	Vice Mayor Franco	Councilmember Monez	Mayor Bublak
None	Absent	None	None	None

4. **PUBLIC PARTICIPATION – LIMITED TO ITEMS DESCRIBED IN THE NOTICE FOR THIS MEETING**

   Mayor Bublak opened the item for public comment, and with none, closed public comment.

5. **CLOSED SESSION**
   A. Conference with Legal Counsel – Anticipated Litigation, Cal. Gov't Code §54956.9(d)(2)*"For the purposes of this section, litigation shall be considered pending when any of the following circumstances exist... A point has been reached where, in the opinion of the legislative body of the local agency on the advice of its legal counsel, based on existing facts and circumstances, there is a significant exposure to litigation against the local agency."*
   Potential Case(s): Two (2)

   B. Conference with Legal Counsel – Initiation of Litigation, Cal. Gov't Code 54956.9(d)(4)*"For the purposes of this section, litigation shall be considered pending when any of the following circumstances exist…Based on existing facts and circumstances, the legislative body of the local agency has decided to initiate or is deciding whether to initiate litigation."*
   Potential Cases: One (1)

6. **REPORTS FROM CLOSED SESSION**
   None

7. **ADJOURNMENT**

   Mayor Bublak adjourned the meeting at 5:30 p.m.

Respectfully submitted

_____
Nichole Fiez, City Clerk Trainee

Agenda Item 7C

Motion: Waiving Reading of All Ordinances on the Agenda, Except by Title

City Council Staff Report
August 13, 2024

From: Christopher Fisher, Municipal Services Director

Prepared by: David Huff, Water Quality Control Division Manager

Agendized by: Reagan M. Wilson, City Manager

1. ACTION RECOMMENDED:

Resolution: Awarding Request for Proposal (RFP) No. 24-006 and approving Agreement No. 2025-17 with Wastewater Solids Management, Inc. for digester cleaning services for the Municipal Services Department for a period of three (3) years, in an annual compensation amount not to exceed $150,000, and a total compensation amount not to exceed $450,000 over the three (3) year term, to be expensed from Fund 410 “Water Quality Control” account number 410-51-534.43096 “Clean Digester”

2. SYNOPSIS:

Awarding Request for Proposal (RFP) No. 24-006 and approving Agreement No. 2025-17 with Wastewater Solids Management, Inc. for digester cleaning services for the Municipal Services Department for a period of three (3) years, in an annual compensation amount not to exceed $150,000, and a total compensation amount not to exceed $450,000 over the three (3) year term, to be expensed from Fund 410 “Water Quality Control” account number 410-51-534.43096 “Clean Digester”.

3. DISCUSSION OF ISSUE:

Staff is recommending an authorization to award Contract No. 2025-17 with Wastewater Solids Management, Inc. of Yachats, OR, as the lowest responsive and responsible bidder, meeting all specifications and requirements as outlined in the City of Turlock Municipal Code, Section 2-7-09 “Purchases: Procedures”.

The Regional Water Quality Control Facility (RWQCF) owns and operates seven (7) anaerobic digesters. Digesters are utilized to reduce the volume of organic waste that is removed from wastewater treatment processes. The anaerobic digester process does not, however, break down inorganic material such as sand and plastic. Cleaning of digesters removes solids that will not break down in the digestion process which accumulate in the tank and decrease treatment capacity. Regular cleaning of digesters is necessary to ensure that proper operating energy efficiency is maintained, and is a standard operating procedure for all wastewater treatment plants.

The contractor will remove all sludge, grit and other miscellaneous materials from the digester, screen the material, and transfer the screened sludge to the drying beds for disposal. After the digester is cleaned, the contractor will inspect and provide a written survey which adequately describes the condition of the digester and identifies the location and extent of any damage which may cause leakage of digester gas from the digester walls.

Generally, these tanks are removed from service, cleaned and serviced every seven (7) years, which is the industry standard. This multiyear contract will allow staff to service these digesters on a routine schedule to ensure proper operation. Further, routine cleaning will maximize efficiency by regularly removing inactive capacity and performing maintenance to maximize the service life of the equipment.

Anaerobic digesters are Class 1, Division 1 explosion hazards due to the production of methane gas from the digestion process. Staff does not have the experience nor equipment to safely perform these duties in-house, and needs to rely on an experienced contractor for these specialized services.

The Purchasing Office issued bids for digester cleaning on Request for Proposal (RFP) 24-006. Two (2) vendors submitted bids. Award bid recap is shown below:

1. Wastewater Solids Management, Inc.
   PO Box 430
   Yachats, OR 97498

2. MP Environmental Services, Inc.
   1330 Paddock Pl
   Woodland, CA 95776

Wastewater Solids Management, Inc. was selected as the lowest and responsive bidder.

4. BASIS FOR RECOMMENDATION:

A. Staff is recommending that the contract for RFP 24-006 for digester cleaning be awarded to Wastewater Solids Management, Inc., being the lowest bidder meeting all specifications and requirements for a period of three (3) years.

5. FISCAL IMPACT / BUDGET AMENDMENT:

No General Fund money will be used for this project.

Fiscal Impact:

Amount not to exceed a total compensation of $450,000 over the period of three (3) years, for digester cleaning services as outlined in Agreement No. 2025-17 with Wastewater Solids Management, Inc. Adequate funds have been budgeted in Fund 410 “Water Quality Control” account number 410-51-534.43096 “Clean Digester”.

Based on the expected services, appropriate funds have been allocated during the Fiscal Year 2024-2025 budget process. If additional services are needed, an administrative budget transfer will be executed to cover the difference.

6. STAFF RECOMMENDATION:

Staff recommends approval.

7. CITY MANAGER'S COMMENTS:

Recommend approval.

8. ENVIRONMENTAL DETERMINATION:

This action is not subject to the provisions of the California Environmental Quality Act in accordance with Section 15378(b)(2) of the CEQA Guidelines: "Project does not include continuing administrative or maintenance activities, such as purchases for supplies, personnel-related actions, general policy and procedure making (except as they are applied to specific instances covered above)." This action is not deemed to be a "Project" as it will not result in direct or indirect physical changes in the environment as these services are only routine cleaning and maintenance of anaerobic digesters used in the wastewater treatment process.

9. ALTERNATIVES:

Do not approve the agreement. This alternative is not recommended due to anaerobic digesters being Class 1, Division 1 explosion hazards due to the production of methane gas from the digestion process. Staff does not have the experience nor equipment to safely perform these duties in-house, and needs to rely on an experienced contractor for these specialized services.

10. ATTACHMENTS:

A. Draft Resolution
B. Agreement No. 2025-17 with Wastewater Solids Management, Inc.
C. Exhibit A: Wastewater Solids Management, Inc. Response to Bid No. 24-006

BEFORE THE CITY COUNCIL OF THE CITY OF TURLOCK

IN THE MATTER OF AWARDING REQUEST FOR PROPOSAL (RFP) NO. 24-006 AND APPROVING AGREEMENT NO. 2025-17 WITH WASTEWATER SOLIDS MANAGEMENT, INC. FOR DIGESTER CLEANING SERVICES FOR THE MUNICIPAL SERVICES DEPARTMENT FOR A PERIOD OF THREE (3) YEARS, IN AN ANNUAL COMPENSATION AMOUNT NOT TO EXCEED $150,000, AND A TOTAL COMPENSATION AMOUNT NOT TO EXCEED $450,000 OVER THE THREE (3) YEAR TERM, TO BE EXPENSED FROM FUND 410 "WATER QUALITY CONTROL" ACCOUNT NUMBER 410-51-534.43096 "CLEAN DIGESTER"	}	**RESOLUTION NO.**

WHEREAS, staff is recommending authorization to award Request for Proposal (RFP) 24-006 and Agreement No. 2025-17 with Wastewater Solids Management, Inc. as the sole responsible bidder meeting all specifications and requirements; and

WHEREAS, the Regional Water Quality Control Facility (RWQCF) owns and operates seven (7) anaerobic digesters. Digesters are utilized to reduce the volume of organic waste that is removed from wastewater treatment processes. The anaerobic digester process does not, however, break down inorganic material such as sand and plastic. Cleaning of digesters removes solids that will not break down in the digestion process which accumulate in the tank and decrease treatment capacity. Regular cleaning of digesters is necessary to ensure that proper operating energy efficiency is maintained. The cleaning of anaerobic digesters is a standard operating procedure for all wastewater treatment plants; and

WHEREAS, the contractor will remove all sludge, grit and other miscellaneous materials from the digester, screen the material, and transfer the screened sludge to the drying beds for disposal. After the digester is cleaned, the contractor will inspect and provide a written survey which adequately describes the condition of the digester and identifies the location and extent of any damage which may cause leakage of digester gas from the digester walls.

Generally, these tanks are removed from service, cleaned and serviced every seven (7) years, which is the industry standard. This multiyear contract will allow staff to service these digesters on a routine schedule to ensure proper operation. Further, routine cleaning will maximize efficiency by regularly removing inactive capacity and performing maintenance to maximize the service life of the equipment.

Anaerobic digesters are Class 1, Division 1 explosion hazards due to the production of methane gas from the digestion process. Staff does not have the experience nor equipment to safely perform these duties in-house and needs to rely on an experienced contractor for these specialized services.

NOW, THEREFORE, BE IT RESOLVED that the City Council of the City of Turlock does hereby award Request for Proposal (RFP) No. 24-006 and approve Agreement No. 2025-17 with Wastewater Solids Management, Inc. for digester cleaning services for the Municipal Services Department for a period of three (3) years, in an annual compensation amount not to exceed $150,000, and a total compensation amount not to exceed $450,000 over the three (3) year term, to be expensed from Fund 410 “Water Quality Control” account number 410-51-534.43096 “Clean Digester”.

PASSED AND ADOPTED at a regular meeting of the City Council of the City of Turlock this 13th day of August, 2024, by the following vote:

AYES:	(0)
NOES:	(0)
NOT PARTICIPATING:	(0)
ABSENT:	(0)

ATTEST:

_____
Julie Christel, City Clerk,
City of Turlock, County of Stanislaus,
State of California

SERVICE PROVIDER AGREEMENT BETWEEN THE CITY OF TURLOCK
and
WASTEWATER SOLIDS MANAGEMENT, INC
for
DIGESTER CLEANING SERVICES

City Contract No. 2025-17

THIS SERVICE PROVIDER AGREEMENT (the "Agreement") is entered into by and between the CITY OF TURLOCK, a California municipal corporation ("City"), and Wastewater Solids Management, Inc., a corporation ("Service Provider"), on this 13th day of August 2024 (the "Effective Date"). City and Service Provider may be collectively referred to herein as the "Parties" or individually as "Party." There are no other parties to this Agreement.

RECITALS

A. City seeks to hire an independent contractor to perform Service Provider services to assist City with Digester Cleaning Services (the "Project").

B. Service Provider has made a proposal to City to provide such Service Provider services. A description of the services Service Provider proposes to provide is included in the Scope of Services in **Exhibit A** attached hereto and incorporated herein by reference ("Services"). City desires to retain Service Provider to perform the Services, subject to the terms and conditions set forth in this Agreement.

C. The Parties have outlined the schedule or timeline for providing the Services ("Completion Schedule"), which shall be included in the Scope of Services in **Exhibit A**.

D. The Parties have outlined the rates and method of payment to Service Provider for its performance of the Services under this Agreement ("Compensation Schedule"), which shall be included in the Scope of Services in **Exhibit A**.

NOW, THEREFORE, in consideration of the promises and covenants set forth below, the Parties agree as follows:

AGREEMENT

1. Recitals. The recitals set forth above ("Recitals") are true and correct and are hereby incorporated into and made part of this Agreement by this reference. In the event of any inconsistency between the Recitals and Section 1 through 52 of this Agreement, Sections 1 through 52 shall prevail

2. Term. The term of this Agreement shall be three (3) year(s) and will commence on the Effective Date and terminate on the 13th day of August, 2027 ("Term") unless the Parties mutually agree in writing to terminate the Agreement earlier or extend the Term pursuant to this Agreement.

3. Extension of Agreement. [Intentionally Omitted]

4. Effective Date. This Agreement shall only become effective once all of the Parties have executed the Agreement (the "Effective Date").

5. Work.

5.1. Services. Subject to the terms and conditions set forth in this Agreement, Service Provider shall provide City the Services described in **Exhibit A**. Any request for Services not included in **Exhibit A** will be considered a request for additional or modified Services ("Modification" or "Modifications"). Service Provider shall not receive additional compensation for any Modification of the Services unless the Parties agree otherwise in a writing executed by both Parties.

5.2. City Requested Modification of Services. City may, by written order, authorize Modifications to the Services described in **Exhibit A**. If such Modifications cause an increase in the cost or time required for performance of Service Provider's Services, the Parties shall enter into a written amendment to this Agreement to adjust the Services and the compensation to be paid to Service Provider and, if necessary, amend the Completion Schedule or Compensation Schedule. The Services, Completion Schedule, or Compensation Schedule shall not be revised unless City and Service Provider mutually agree to a written amendment to this Agreement reflecting such revisions, additional compensation, time for performance or such other terms or conditions mutually agreed upon by the Parties.

5.3. Service Provider Requested Modification in Services. Service Provider shall not be compensated for work outside the Services described in this Agreement, unless, prior to the commencement of the Services:

(a) Service Provider provides City with written notice that specific work requested by City or required to complete the Project is outside the agreed upon Services. Such notice shall: (1) be supported by substantial evidence that the work is outside the Services; (2) set forth the Service Provider's proposed course of action for completing the work and a specific request for City to approve the Modification to the Services; (3) set forth the Service Provider's

proposed revisions, if any, to the Completion Schedule; and (4) set forth the Service Provider's proposed revisions, if any, to the Compensation Schedule; and

(b) City agrees that the work requires a Modification;

(c) City approves all adjustments, if any, to the Completion Schedule and Compensation Schedule.

6. Compensation.

6.1. Amount, Time and Manner of Payment for Service Provider Services. City shall pay Service Provider according to the rates and timing set forth in the Compensation Schedule. On each anniversary date of the Effective Date, Service Provider will be allowed to increase prices with thirty (30) days' written notice to City. Increases may not exceed increases in the San Francisco-Oakland Consumer Price Index for all urban consumers or percentage increases in Service Provider's published prices, whichever is lower. In all cases, City may cancel this Agreement if a requested price increase is not acceptable. City's annual compensation to Service Provider shall not exceed One Hundred Fifty Thousand and No/100ths Dollars ($150,000) and total compensation to Service Provider shall not exceed Four Hundred Fifty Thousand and No/100ths Dollars ($450,000) ("Maximum Payment"), unless the Parties mutually agree in writing otherwise.

6.2. Deposit. **[Intentionally Omitted]**

6.3. Subsequent Payments. City shall make monthly payments in the amount invoiced by Service Provider within thirty (30) calendar days of receiving such invoice. In the event that an amount of an invoice is in dispute, City shall inform Service Provider of the amount and basis for the dispute and may withhold the amount which is in dispute until the dispute has been resolved.

6.4. Invoices. Service Provider shall provide City with monthly invoices sufficiently evidencing Service Provider's expenses and completion of the Services. All invoices furnished to City by Service Provider shall be in a form approved by City. The payments specified shall be the only payments made to Service Provider for performance of the Services, including compensation for any Modification. Service Provider shall submit all billings for Services to City within forty-five (45) days of the performance of such Services. City shall issue payment according to City's customary procedures and practices for issuing payments to independent contractors.

7. Notice to Proceed. Service Provider shall not commence the performance of the Services until it has been given notice by City ("Notice to Proceed").

8. Time of Performance. Service Provider warrants that it will commence performance of the Services within ten (10) calendar day(s) of the date the agreement was executed and shall conform to the Completion Schedule. The time of performance is a material term of this Agreement relied on by City in entering into this Agreement.

9. City Assistance to Service Provider. [Intentionally Omitted]

10. Time and Personnel Devoted to Services. Service Provider shall devote such time and personnel to the performance of this Agreement, as is necessary to perform the Services in compliance with the Completion Schedule, Compensation Schedule, and this Agreement.

11. Performance by Qualified Personnel; No Subcontracting. Services under this Agreement shall be performed only by competent personnel under the supervision and direct employment of Service Provider. Service Provider will conform with City's reasonable requests regarding assignment of personnel, but all personnel, including those assigned at City's request, shall be supervised by Service Provider. Service Provider is prohibited from subcontracting this Agreement or any part of it unless such subcontracting is expressly approved by City in writing. Neither Party shall, on the basis of this Agreement, contract on behalf of, or in the name of the other Party. An agreement made in violation of this provision shall confer no rights on any Party and shall be null and void.

12. Representations of Service Provider. City relies upon the following representations by Service Provider in entering into this Agreement:

12.1. Qualifications. Service Provider represents that it is qualified to perform the Services provided in **Exhibit A** and that it possesses the necessary licenses and permits required to perform the Services or will obtain such licenses or permits prior to the time such licenses or permits are required. Service Provider shall also ensure that all subcontractors are similarly licensed and qualified. Service Provider and all subcontractors shall also obtain a business license from City before they commence performance of the Services. Service Provider represents and warrants to City that Service Provider shall, at Service Provider's sole cost and expense, keep in effect or obtain at all times during the Term of this Agreement, any licenses, permits, and approvals which are legally required for Service Provider to practice Service Provider's profession at the time the Services are rendered.

12.2. Service Provider Performance. Service Provider represents that all Services under this Agreement shall be performed in a professional manner and shall conform to the customs and standards of practice observed on similar, successfully completed projects by providers of the Services to be provided. Service Provider shall adhere to accepted Service Provider standards as set forth by relevant Service Provider associations and shall perform all Services required under this Agreement in a manner consistent with generally accepted Service Provider customs, procedures and standards for such Services. Service Provider agrees that, if a Service is not so performed, in addition to all of its obligations under this Agreement and at law, Service Provider shall re-perform or replace unsatisfactory Service at no additional expense to City.

12.3. No Waiver of Claims. The granting of any progress payment by City, or the receipt thereof by Service Provider, or any inspection, review, approval or oral statement by any representative of City, or state certification shall not, in any way, waive, limit, or replace any certification or approval procedures normally required or lessen the liability of Service Provider to re-perform or replace unsatisfactory Service, including, but not limited to, cases where the

unsatisfactory character of such Service may not have been apparent or detected at the time of such payment, inspection, review or approval.

12.4. City's Remedies are Cumulative. Nothing in this Section shall constitute a waiver or limitation of any right or remedy, whether in equity or at law, which City or Service Provider may have under this Agreement or any applicable law. All rights and remedies of City, whether under this Agreement or applicable law, shall be cumulative.

12.5. No Conflict of Interest. Service Provider represents that no conflict of interest will be created under state or federal law by entering into or in carrying out this Agreement.

13. Conformity with Law and Safety. Service Provider shall observe and comply with all applicable laws, ordinances, codes and regulations of governmental agencies, including federal, state, municipal and local governing bodies having jurisdiction over any or all of the scope of Services, including all provisions of the Occupational Safety and Health Act of 1979 as amended, all California Occupational Safety and Health Regulations, the California Building Code, the Americans with Disabilities Act, any copyright, patent, or trademark law, and all other applicable federal, state, municipal and local safety regulations, appropriate trade association safety standards, and appropriate equipment manufacturer instructions. All Services performed by Service Provider must be in accordance with these laws, ordinances, codes and regulations. Service Provider's failure to comply with any laws, ordinances, codes, or regulations applicable to the performance of the Services hereunder shall constitute a breach of contract. In cases where standards conflict, the standard providing the highest degree of protection shall prevail.

If a death, serious personal injury or substantial property damage occurs in connection with the performance of this Agreement, Service Provider shall immediately notify City's risk manager by telephone. If any accident occurs in connection with this Agreement, Service Provider shall promptly submit a written report to City, in such form as City may require. This report shall include the following information: (a) name and address of the injured or deceased person(s); (b) name and address of Service Provider's subcontractor, if any; (c) name and address of Service Provider's liability insurance carrier; and (d) a detailed description of the accident, including whether any of City's equipment, tools or materials were involved.

If a release of a hazardous material, substance, or waste occurs in connection with the performance of this Agreement, Service Provider shall immediately notify City. Service Provider shall not store hazardous materials or hazardous waste within City limits without a proper permit from City.

14. Confidentiality. Service Provider understands and agrees that, in the performance of Services under this Agreement or in the contemplation thereof, Service Provider may have access to private or confidential information that may be owned or controlled by City and that such information may contain proprietary or confidential details, the disclosure of which to third parties may be damaging to City ("Confidential Information").

Service Provider shall not, either during or after the Term, disclose to any third party any Confidential Information without the prior written consent of City. If City gives Service Provider

written authorization to make any such disclosure, Service Provider shall do so only within the limits and to the extent of that authorization. Service Provider may be directed or advised by the City Attorney on various matters relating to the performance of the Services on the Project or on other matters pertaining to the Project and, in such event, Service Provider agrees that it will treat all communications between itself, its employees and its subcontractors as being communications which are within the attorney-client privilege.

Notwithstanding the foregoing, Service Provider may disclose Confidential Information required to be disclosed under law, provided that, prior to disclosure, Service Provider shall first give notice to City and make a reasonable effort to obtain a protective order requiring that City's Confidential Information not be disclosed. This exception is limited to the extent disclosure is required under law.

15. Excusable Delays; Notice to Other Party of Delay. Service Provider shall not be in breach of this Agreement in the event that performance of Services is temporarily interrupted or discontinued due to a "Force Majeure" event which is defined as: riots, wars, sabotage, civil disturbances, insurrections, explosion, natural disasters such as floods, earthquakes, landslides, fires, strikes, lockouts and other labor disturbances or other catastrophic events, which are beyond the reasonable control of Service Provider. Force Majeure does not include: (a) Service Provider's financial inability to perform; (b) Service Provider's failure to obtain any necessary permits or licenses from other governmental agencies; or (c) Service Provider's failure to obtain the right to use the facilities of any public utility where such failure is due solely to the acts or omissions of the Service Provider.

16. Assignment Prohibited. No Party to this Agreement may assign any right or obligation pursuant to this Agreement. Any attempt or purported assignment of any right or obligation pursuant to this Agreement shall be void and of no effect.

17. Suspension of Services by City. City reserves the right to suspend Service Provider's Services under this Agreement when City determines that it is necessary to do so. When possible, City shall give Service Provider notice of such suspension and Service Provider shall, upon receipt of said notice, suspend all Services except any Services, the completion of which is authorized by the notice given by City. If the Services are suspended by City for more than sixty (60) consecutive days, for reasons other than the fault of the Service Provider, the Service Provider shall be compensated for Services performed prior to notice of such suspension. When the Project is resumed, the Service Provider's compensation shall be equitably adjusted by City to provide for expenses incurred by the interruption of the Services. In this regard, Service Provider shall furnish to City such financial information that, in the judgment of the City Manager, is necessary to determine the reasonable value of the Services rendered by Service Provider during the period when Services were suspended.

If the Parties are unable to agree upon the amount of extra compensation which is due to Service Provider within thirty (30) days of Service Provider resuming Services, the amount of such additional compensation, if any, that is required to appropriately compensate the Service Provider for its expenses incurred by the interruption of Services may, upon the request of either Party, be

determined by arbitration conducted in accordance with the "Arbitration of Disputes" section of this Agreement. Such arbitration shall be commenced by the Service Provider no later than sixty (60) calendar days following the event which entitles the Parties to pursue arbitration unless the Parties agree in writing to an extended time period for commencement of arbitration. Unless otherwise agreed in writing, all Parties shall carry on the Services and perform their duties during any arbitration proceedings, and City shall continue to make payments for the Services in progress as required by this Agreement.

18. Ownership of Work Product. Any and all work, artwork, copy, posters, billboards, photographs, videotapes, audiotapes, systems designs, software, reports, designs, specifications, drawings, diagrams, surveys, source codes, Service Provider or technical information or data, photographs, notes, letters, emails or any original works of authorship created by Service Provider or its subcontractors or subcontractors in connection with Services performed under this Agreement ("Products") shall be works for hire as defined under Title 17 of the United States Code, and all copyrights in such works are the property of City. In the event it is ever determined that any Product created by Service Provider or its subcontractors, or subcontractors under this Agreement, are not works for hire under U.S. law, Service Provider hereby assigns all copyrights to such Products to City. With the prior written approval of City's point of contact for the Project, Service Provider may retain and use copies of such Products for reference and as documentation of its experience and capabilities.

All Products shall become the property of City irrespective of where located or stored, and Service Provider agrees to deliver all such documents and information to City, without charge and in whatever form it exists, on the completion of the Service Provider's Services hereunder. Service Provider shall have no ownership interest in such Products.

All work product of Service Provider under this Agreement, including written information which City will cause to be distributed for either internal or public circulation, including both preliminary and final drafts, shall be delivered to City in both printed and electronic form, or as may be specified in **Exhibit A**.

When this Agreement is terminated, Service Provider agrees to return to City all documents, drawings, photographs and other written or graphic material, however produced, that it received from City, its contractors or agents, in connection with the performance of its Services under this Agreement. All materials shall be returned in the same condition as received.

19. Termination of Work by City for Its Convenience. City shall have the right to terminate this Agreement at any time for its convenience by giving notice of such termination to Service Provider. In the event City shall give such notice of termination, Service Provider shall cease rendering Services upon receipt of said notice given as required in this Agreement. If City terminates this Agreement:

(a) Service Provider shall deliver copies of all Products prepared by it pursuant to this Agreement.

(b) If City terminates this Agreement for convenience before City issues the Notice to Proceed to Service Provider or before Service Provider commences any Services hereunder, whichever last occurs, City shall not be obligated to make any payment to Service Provider. If City terminates this Agreement after City has issued the Notice to Proceed to Service Provider and after Service Provider has commenced performance under this Agreement, City shall pay Service Provider the reasonable value of the Services rendered by Service Provider pursuant to this Agreement prior to termination of this Agreement. City shall not in any manner be liable for Service Provider's actual or projected lost profits had Service Provider completed the Services. Service Provider shall furnish to City such financial information that, in the judgment of the City Manager, is necessary to determine the reasonable value of the Services rendered by Service Provider prior to termination. In the event of a dispute as to the reasonable value of the Services rendered by Service Provider prior to termination and the Parties are unable to agree upon said amount within sixty (60) calendar days following the date of the notice of termination by City, such dispute may, upon the request of either Party, be resolved by arbitration conducted in accordance with the "Arbitration of Disputes" section of this Agreement.

(c) Except as provided in this Agreement, in no event shall City be liable for costs incurred by or on behalf of Service Provider after the date of the notice of termination.

20. Assurance of Performance. If, at any time, City believes Service Provider may not be adequately performing its obligations under this Agreement or may fail to complete the Services as required by this Agreement, City may submit a written request to Service Provider for written assurances of performance and a plan to correct observed deficiencies in Service Provider's performance. Failure to provide written assurances subsequent to such written request, constitutes grounds to declare a breach under this Agreement.

21. Cancellation for Breach by Either Party. Should either Party fail to substantially perform its obligations in accordance with the provisions of this Agreement, the other Party shall thereupon have the right to cancel the Agreement by giving written notice and specifying the effective date of such cancellation. If City cancels this Agreement for breach and it is subsequently determined that Service Provider did not fail to substantially perform its obligations in accordance with this Agreement, then cancellation for breach by City shall be deemed, and treated, as termination for convenience.

Neither Party waives the right to recover damages against the other for breach of this Agreement, including any amount necessary to compensate City for all detriment proximately caused by Service Provider's failure to perform its obligations hereunder or which in the ordinary course of things would be likely to result therefrom. City reserves the right to offset such damages against any payments owed to Service Provider.

City shall not in any manner be liable for Service Provider's actual or projected lost profits had Service Provider completed the Services required by this Agreement.

22. Non-Discrimination. In its performance of the Services, Service Provider shall adhere to City's EEO Policy which states, "The City is committed to ensuring that all qualified individuals

have a full and fair opportunity to compete in all phase of the hiring process and promotion, and to enjoy the benefits of employment with the City. All employees and applicants shall receive equal consideration and treatment in employment without regard to race, color, religion, gender, sexual orientation, national origin, age, disability, genetic information, marital status, amnesty, or status as a covered veteran in accordance with applicable federal or state statutes, the City's ordinances, resolutions, rules or regulations."

In addition, all agreements with sub-contractors will include language as required by the Office of Federal Contract Compliance Programs (OFCCP) that requires sub-contractors to maintain equal employment opportunity policies, and, as necessary, affirmative action policies.

23. Arbitration of Disputes. All claims, disputes, and other matters in question between City and Service Provider arising out of or relating to this Agreement or the breach thereof, including claims of Service Provider for extra compensation for Services related to the Project, shall be decided by arbitration before a single arbitrator in accordance with the provisions of Sections 1281 to 1284.2 of the California Code of Civil Procedure (the "Arbitration Laws") unless the Parties mutually agree otherwise. The provisions of Section 1283.05 of the Arbitration Laws apply to any arbitration proceeding except as otherwise provided in this Agreement. The arbitrator shall have authority to decide all issues between the Parties including, but not limited to, claims for extras, delay and liquidated damages, if any, provided for in this Agreement, matters involving defects in the work product of the Service Provider, rights to payment, and whether the necessary procedures for arbitration have been followed. The award rendered by the arbitrator shall be final, and judgment may be entered upon it in accordance with applicable law in any court having jurisdiction thereof.

Notice of the demand for arbitration shall be filed in writing with the other Party. The demand for arbitration shall be made within a reasonable time after the claim, dispute, or other matter in question has arisen, and in no event shall it be made after the date when institution of legal or equitable proceedings based on such claim, dispute, or other matter in question would be barred by the applicable statute of limitation.

The Parties shall jointly appoint an arbitrator within fifteen (15) calendar days of the date of giving of the notice of the demand for arbitration. If the Parties are unable to jointly agree upon the appointment of an arbitrator within said fifteen (15) calendar day period, and do not agree in writing to extend said period for a fixed period, then either Party may seek to have the arbitrator appointed by the Superior Court of Stanislaus County in accordance with the Arbitration Laws.

If any proceeding is brought to contest the right to arbitrate and it is determined that such right exists, the losing Party shall pay all costs and attorneys' fees incurred by the prevailing party.

In addition to the other rules of law which may be applicable to any arbitration hereunder, the following shall apply:

(a) Promptly upon the filing of the arbitration, each Party shall be required to set forth in writing and to serve upon each other Party a detailed statement of its contentions of fact and law.

(b) All parties to the arbitration shall be entitled to the discovery procedures as provided in Section 1283.05 of the California Code of Civil Procedure.

(c) The arbitration shall be commenced and conducted as expeditiously as possible consistent with affording reasonable discovery as provided herein.

(d) These additional rules shall be implemented and applied by the arbitrator.

The costs of arbitration shall be borne by the Parties as determined by the arbitrator, but each Party shall bear its own attorney's fees associated with the dispute with the other Party and to the arbitration.

24. Insurance Coverage. During the Term, the Service Provider shall maintain in full force and effect policies of insurance set forth herein, which shall be placed with insurers with a current A M Best's rating of no less than A VII and will provide City with written proof of said insurance. Service Provider shall maintain coverage as follows:

24.1 General Liability. Service Provider shall carry general liability insurance in the amount of Two Million Dollars ($2,000,000.00) per occurrence for bodily injury, personal injury, and property damage. If commercial general liability insurance or another form with a general aggregate limit is used, either the general aggregate limit shall apply separately to this Project or the general aggregate shall be Four Million Dollars ($4,000,000.00).

24.2 Workers' Compensation Insurance and Employer's Liability. Service Provider shall carry workers' compensation insurance as required by the State of California under the Labor Code. Service Provider shall also carry employer's liability insurance in the amount of One Million Dollars ($1,000,000.00) per accident, with a One Million Dollars ($1,000,000.00) policy limit for bodily injury by disease, and a One Million Dollars ($1,000,000.00) limit for each employee's bodily injury by disease.

24.3 Errors and Omissions Liability. [Intentionally Omitted]

24.4 Commercial Automobile Liability. Service Provider shall carry commercial automobile liability insurance in the amount of One Million Dollars ($1,000,000.00) or greater per occurrence for owned, leased, hired, and borrowed automobiles.

24.5 Umbrella or Excess Policy. Service Provider may use Umbrella or Excess Policies to provide the liability limits as required in this agreement. This form of insurance will be acceptable provided that all of the Primary and Umbrella or Excess Policies shall provide all of the insurance coverages herein required. The Umbrella or Excess policies shall be provided on a true "following form" or broader coverage basis, with coverage at least as broad as provided on

the underlying Commercial General Liability and automobile Liability insurance. No insurance policies maintained by the Additional Insureds, whether primary or excess, and which also apply to a loss covered hereunder, shall be called upon to contribute to a loss until the Service Provider's primary and excess liability policies are exhausted.

24.6 Waiver of Subrogation. With the exception of errors and omissions liability insurance, Service Provider hereby agrees to waive subrogation which any insurer of Service Provider may acquire from Service Provider by virtue of the payment of any loss. The commercial general liability policy and workers' compensation policy shall be endorsed to contain a waiver of subrogation in favor of City for all work performed by Service Provider, its agents, employees, independent contractors, and subcontractors. Service Provider agrees to obtain any endorsement that may be necessary to affect this waiver of subrogation.

25. Additional Insurance Requirements. Within five (5) days of the Effective Date, Service Provider shall provide City with certificates of insurance for all of the policies required under this Agreement ("Certificates"), excluding the required workers' compensation insurance. Such Certificates shall be kept current for the Term of the Agreement and Service Provider shall be responsible for providing updated copies and notifying City if a policy is cancelled, suspended, reduced, or voided. With the exception of the workers' compensation insurance, all of the insurance policies required in this Agreement shall: (a) provide that the policy will not be cancelled, allowed to expire, or materially reduced in coverage without at least thirty (30) days' prior written notice to City of such cancellation, expiration, or reduction and each policy shall be endorsed to state such; (b) name City, and City's Agents as additional insureds with respect to liability arising out of Services, work or operations performed by or on behalf of Service Provider; (c) cover products and completed operations of Service Provider, premises owned, occupied, or used by the Service Provider, or automobiles owned, leased, or hired or borrowed by the Service Provider; contain no special limitations on the scope of protection afforded to City; (d) be primary with respect to any insurance or self-insurance programs covering City or City's Agents and any insurance or self-insurance maintained by City or City's Agents shall be in excess of Service Provider's insurance and shall not contribute to it; (e) contain standard separation of insured provisions; and (f) state that any failure to comply with reporting or other provisions of the policy including breaches of warranties shall not affect the coverage provided to City.

26. Indemnifications.

26.1 Indemnification for Professional Liability. When the law establishes a professional standard of care for any portion of the Services provided under this Agreement, to the fullest extent permitted by law. Service Provider shall defend with legal counsel reasonably acceptable to City, indemnify and hold harmless City and City's Agents from and against any and all claims, loss, cost, damage, injury (including, without limitation, injury to or death of an employee of Service Provider or its subcontractors), expense and liability of every kind, nature and description that arise out of, pertain to, or relate to acts or omissions of Service Provider, or any direct or indirect subcontractor, employee, contractor, representative or agent of Service Provider, or anyone that Service Provider controls (collectively "Liabilities"). Such obligations to defend, hold harmless, and indemnify City and City's Agents shall not apply to the extent that such Liabilities

are caused in whole by the sole negligence, active negligence, or willful misconduct of City or City's Agents, but shall apply to all other Liabilities. With respect to third party claims against the Service Provider, the Service Provider waives any and all rights of any type of express or implied indemnity against City and City's Agents.

26.2 Indemnification for Other Than Professional Liability. Other than in the performance of professional services and to the full extent permitted by law, Service Provider shall indemnify, defend, and hold harmless City and any and all of its elective and appointive boards, officers, officials, agents, employees or volunteers from and against any liability (including liability for claims, suits, actions, arbitration proceedings, administrative proceedings, regulatory proceedings, losses, expenses or costs of any kind, whether actual, alleged or threatened, including legal counsel's fees and costs, court costs, interest, defense costs, and expert witness fees), where the same arise out of, are a consequence of, or are in any way attributable to, in whole or in part, the performance of this Agreement by Service Provider or by any individual or agency for which Service Provider is legally liable, including, but not limited to, officers, agents, employees, or subcontractors of Service Provider.

27. Liability of City. Notwithstanding any other provision of this Agreement, in no event shall City be liable, regardless of whether any claim is based on contract or tort, for any special, consequential, indirect or incidental damages, including, but not limited to, lost profits or revenue, arising out of or in connection with this Agreement or the Services performed in connection with this Agreement.

28. Independent Contractor. At all times during the Term, Service Provider shall be deemed to be an independent contractor and shall be wholly responsible for the manner in which Service Provider performs the Services required under this Agreement. Service Provider shall be liable for its acts and omissions and those of its employees, contractors, subcontractors, representatives, volunteers, and its agents. Nothing contained herein shall be construed as creating an employment, agency or partnership relationship between City and Service Provider. City shall have the right to control Service Provider only insofar as the result of Service Provider's Services rendered pursuant to this Agreement; however, City shall not have the right to control the means by which Service Provider accomplishes Services rendered pursuant to this Agreement.

29. Service Provider Not Agent. Except as City may specify in writing, Service Provider shall have no authority, express or implied, to act on behalf of City in any capacity whatsoever as an agent. Service Provider shall have no authority, express or implied, pursuant to this Agreement to bind City to any obligation whatsoever.

30. Payment of Taxes and Other Expenses. Payment of any taxes, including California sales and use taxes, levied upon this Agreement, the transaction, or the Services or goods delivered pursuant hereto, shall be the obligation of Service Provider.

31. Notices. All notices shall be in writing and delivered in person or transmitted by certified mail, postage prepaid. Any Party hereto may at any time, by giving ten (10) days' written notice to the other Party hereto, designate any other address in substitution of the address to which such

notice or communication shall be given. Such notices or communications shall be given to the Parties at their addresses set forth below.

If to City:	**City of Turlock** **Attn: Christopher Fisher** **156 S. Broadway, Suite 270** **Turlock, California 95380**
With courtesy copies to:	**Petrulakis Law & Advocacy, APC** **Attn: George A. Petrulakis, City Attorney** **P.O. Box 92** **Modesto, California 95353**
If to Service Provider:	**Wastewater Solids Management, Inc.** **Attn: Victoria Prince** **PO Box 430** **Yachats, OR 97498**

32. City Contract Administrator. City's Contract Administrator and contact person for this Agreement is:

Raquel Brasil
Staff Services Technician
156 S. Broadway, Suite 270
Turlock, California 95380
Telephone: (209) 668-5412
E-mail: rbrasil@turlock.ca.us

33. Interpretation. As used herein, any gender includes each other gender, the singular includes the plural and vice versa.

34. Use of City Project Number. [Intentionally Omitted]

35. Modification. No alteration, amendment, modification, or termination of this Agreement shall be valid unless made in writing and executed by all of the Parties to this Agreement.

36. Waiver. No covenant, term, or condition or the breach thereof shall be deemed waived, except by written consent of the Party against whom the waiver is claimed, and any waiver of the breach of any covenant, term, or condition shall not be deemed to be a waiver of any preceding or succeeding breach of the same or any other covenant, term, or condition.

37. Assignment. No Party to this Agreement shall assign, transfer, or otherwise dispose of this Agreement, in whole or in part, to any individual, firm, or corporation without the prior written consent of the other Party. Subject to the forgoing provisions, this Agreement shall be binding upon, and inure to the benefit of, the respective successors and assigns of the Parties hereto.

38. Authority. All Parties to this Agreement warrant and represent that they have the power and authority to enter into this Agreement and the names, titles, and capacities herein stated on behalf of any entities, persons, states, or firms represented or purported to be represented by such entities, persons, states or firms and that all former requirements necessary or required by state or federal law in order to enter into the Agreement have been fully complied with. Further, by entering into this Agreement, neither Party hereto shall have breached the terms or conditions of any other contract or agreement to which such Party is obligated, which such breach would have a material effect hereon.

39. Drafting and Ambiguities. Each Party acknowledges that it has reviewed this Agreement with its own legal counsel, and based upon the advice of that counsel, freely entered into this Agreement. Each Party has participated fully in the review and revision of this Agreement. Any rule of construction that ambiguities are to be resolved against the drafting Party does not apply in interpreting this Agreement.

40. Governing Law. This Agreement shall be governed by and construed in accordance with the laws of the state of California.

41. Venue. Venue for all legal proceedings shall be in the Superior Court of the State of California, in and for the County of Stanislaus.

42. Severability. If this Agreement in its entirety is determined by a court to be invalid or unenforceable, this Agreement shall automatically terminate as of the date of final entry of judgment. If any provision of this Agreement shall be determined by a court to be invalid and unenforceable, or if any provision of this Agreement is rendered invalid or unenforceable according to the terms of any federal or state statute, which becomes effective after the Effective Date of this Agreement, the remaining provisions shall continue in full force and effect and shall be construed to give effect to the intent of this Agreement.

43. Counterparts. This Agreement may be executed simultaneously, and in several counterparts, each of which shall be deemed an original, but which together shall constitute one and the same instrument.

44. Audit. City shall have access at all reasonable times to all reports, contract records, contract documents, contract files, and personnel necessary to audit and verify Service Provider's charges to City under this Agreement.

45. Entire Agreement. This Agreement, together with its specific references, attachments, and exhibits, constitutes the entire agreement of the Parties with respect to the subject matters hereof and supersedes any and all prior negotiations, understanding, and agreements with respect hereto, whether oral or written.

46. Supersedes Prior Agreement. It is the intention of the Parties hereto that this Agreement shall supersede any prior agreements, discussions, commitments, or representations, whether written, electronic or oral, between the Parties with respect to the subject matter of this Agreement.

47. Mandatory and Permissive. "Shall" and "will" and "agrees" are mandatory. "May" and "can" are permissive.

48. Successors and Assigns. All representations, covenants, and warranties specifically set forth in this Agreement, by or on behalf of, or for the benefit of, any or all of the Parties hereto, shall be binding upon and inure to the benefit of such Party, its successors and assigns.

49. Headings. Headings used in this Agreement are for reference purposes only and shall not be considered in construing this Agreement.

50. Attorney's Fees and Costs. If any action at law or in equity not resolved pursuant to the "Arbitration of Disputes" section of this Agreement, including action for declaratory relief, is brought to enforce or interpret provisions of this Agreement, the prevailing Party shall be entitled to reasonable attorney's fees and costs, which may be set by the court in the same action or in a separate action brought for that purpose, in addition to any other relief to which such Party may be entitled.

51. Necessary Acts and Further Assurances. The Parties shall at their own cost and expense execute and deliver such further documents and instruments and shall take such other actions as may be reasonably required or appropriate to evidence or carry out the intent and purposes of this Agreement.

52. Time is of the Essence. Time is of the essence in this Agreement for each covenant and term of a condition herein.

[*Signatures on Following Page*]

IN WITNESS WHEREOF, the Parties have caused this Agreement to be executed by and through their respective officers thereunto duly authorized.

SERVICE PROVIDER

Wastewater Solids Management, Inc.,
An Oregon company

By:_____

Print Name:_____

Title:_____

Date_____

CITY

City of Turlock, a California
municipal corporation

By: _____
Reagan M. Wilson, City Manager

Date:_____

APPROVED AS TO SUFFICIENCY:

By: _____
Christopher Fisher, Municipal Services Director

APPROVED AS TO FORM:

By: _____
George A. Petrulakis, City Attorney

ATTEST:

By: _____
Julie Christel, City Clerk

24-006 REGIONAL WATER QUALITY CONTROL FACILITY (RWQCF)
DIGESTER CLEANING
Exhibit A

Name of Firm: Wastewater Solids Management, Inc.

Contact Person(s): Victoria E Prince, General Manager/Corporate Secretary

Address: PO Box 1387, Lincoln, CA 95648

Phone: (541) 547-3213 Fax: (541) 971-4571

Email: vprince@wastewatermanagement.com

City of Turlock Business License No.: 503053

DIR No.: 1000002642

Contractor License No. (If Applicable): NA

*Unique Entity Identifier (if applicable) NA

(Signature)

*A Unique Entity Identifier (UEI) is the primary means of entity identification for Federal awards government-wide. UEIs are required in accordance with 2 CFR Part 25, and are being issued by the Federal Government in SAM.gov. SAM.gov, or the System for Awards Management is the official site for registering to do business with the Federal Government. All prime contractors will be verified for SAM registration upon bid evaluation.

Updated Exhibit A (continued)

All quotes should include prevailing wage.

Item Description	Qty	Unit	Unit Price
Complete Cleaning of Digester No. 1 including ~~260,488~~ 32,835 Gals. of sludge blanket	1	Job	$ 45,510.00
Mobilization Fees	1	Job	$ 3,450.00
Total Project Price			$ 48,960.00

Item Description	Qty	Unit	Unit Price
Complete Cleaning of Digester No. 2 including ~~161,254~~ 86,705 Gals. of sludge blanket	1	Job	$ 47,510.00
Mobilization Fees	1	Job	$ 3,450.00
Total Project Price			$ 50,960.00

Item Description	Qty	Unit	Unit Price
Complete Cleaning of Digester No. 3 including ~~246,772~~ 88,343 Gals. of sludge blanket	1	Job	$ 45,510.00
Mobilization Fees	1	Job	$ 3,450.00
Total Project Price			$ 48,960.00

Item Description	Qty	Unit	Unit Price
Complete Cleaning of Digester No. 5 including ~~171,613~~ 133,821 Gals. of sludge blanket	1	Job	$ 48,200.00
Mobilization Fees	1	Job	$ 3,450.00
Total Project Price			$ 51,650.00

Item Description	Qty	Unit	Unit Price
Complete Cleaning of Digester No. 6 including ~~125,265~~ 236,751 Gals. of sludge blanket	1	Job	$ 62,950.00
Mobilization Fees	1	Job	$ 3,450.00
Total Project Price			$ 66,400.00

Item Description	Qty	Unit	Unit Price
Complete Cleaning of Second Digester including ~~171,613~~ 133,821 Gals. of sludge blanket	1	Job	$ 49,430.00
Mobilization Fees	1	Job	$ 3,450.00
Total Project Price			$ 52,880.00

Item Description	Qty	Unit	Unit Price
Complete Cleaning of Acid Phase Digester including ~~56,369~~ 83,990 Gals. of sludge blanket	1	Job	$ 46,575.00
Mobilization Fees	1	Job	$ 3,450.00
Total Project Price			$ 50,025.00

Price for Screening (if required)	$ Inc. in Above Costs, as Specified
Price per gallons of sludge removal (if required above estimate	$ 0.0960
Number of working days to complete the project after receipt of order	$ 10/ARO

City of Turlock
Request for Proposal
City of Turlock – Digester Rehabilitation

ESTIMATION DATE: **APRIL 25, 2024**

Mobilization/Demobilization, each:	**$ 3,540.00**
Digester Cleaning, Screening & Onsite Removal	
Digester #1 (unk), 32,835 gal sludge:	**$ 45,510.00**
Digester #2 (unk), 86,705 gal sludge:	**$ 47,510.00**
Digester #3 (2024), 88,343 gal sludge:	**$ 45,510.00**
Digester #5 (2026), 133,821 gal sludge:	**$ 48,200.00**
Digester #6 (2027), 236,751 gal sludge:	**$ 62,950.00**
Secondary Digester (2028), 133,821 gal sludge:	**$ 49,430.00**
Acid Phase Digester (2025), 83,990 gal sludge:	**$ 46,575.00**
Project Total, all with separate mobilizations:	**$ 369,835.00**

- **Description:**
  - **Wastewater Solids Management Co., Inc. will remove all sludge, grit, sand, rags, plastics, grease and other miscellaneous debris from the digester structure. Prior to turning over the primary digester for cleaning operations, City of Turlock personnel will drain the digesters to the levels noted in the specifications. The material will be passed across a 3/16" capture rotary step screen. The screenings material will be washed, compacted and deposited in roll off bins provided by the City of Turlock or their agent for off site disposal. The screened sludge material will be transferred to the sludge storage area located ≤ 1,400' from the digesters. WWSMC will hydro-wash the interior of the digester at the City of Turlock Wastewater Treatment Plant utilizing high volume water (300 gpm, 80 psi). Hydro-washing services will remove sludge and other material from the interior surfaces of the digester structure, however, some closely adhered materials may remain upon completion. (Struvite, vivianite, etc.). Upon completion, cleaning operations personnel will note places within the digester that appear to be compromised and such information will be provided to City personnel.**

    This will include all labor and materials except as listed below.

- **City of Turlock will provide the following:**
  - **Power available: 100 amps, 480 V, 3 phase**
  - **Water available: 300 gpm, 80 psi (hydrant connection or other)**
  - **Remove & replace access hatch covers**
  - **Sufficient storage space for sludge solids & screenings material**
  - **Sufficient staging area for WWSM, Inc. Equipment**

City Council Staff Report
August 13, 2024

From: Christopher Fisher, Municipal Services Director

Prepared by: Kelly Apolinario, Staff Services Analyst

Agendized by: Reagan M. Wilson, City Manager

1. ACTION RECOMMENDED:

Resolution: Affirming the Community Events and Activities Grant Awards totaling $30,000.00 funded by Fund 120 “Tourism” account number 120-10-120.47315 “Community Grant Program”

2. SYNOPSIS:

Affirming the Community Events and Activities grant funding.

3. DISCUSSION OF ISSUE:

Grant Funding for the Community Events and Activities Grant (CEAG) Program has an approved budget of $60,000.00 for Fiscal Year 2024/25. The grant funding is derived from the transient occupancy tax that hotel guests pay when staying in a Turlock hotel.

For the cycle being funded in fiscal year 2024-2025, accommodating events take place between July 1, 2024 and June 30, 2025.

In Round 1, thirteen (13) organizations presented on sixteen (16) events at the April 10, 2024 Parks, Arts, & Recreation Commission (PARC) special meeting, resulting in a total funding request of $44,650.00. The PARC recommendation to Council was approved on May 28, 2024 of $30,000.00 in CEAG funding and had staff proceed with an additional round of funding to allocate the remaining funds of the CEAG.

In Round 2, ten (10) organizations applied for thirteen (13) events resulting in a total funding request of $38,500.00. Of the thirteen (13) events applied for, twelve (12) events were presented by nine (9) organizations at the July 24, 2024 Parks, Arts and Recreation (PARC) special meeting, resulting in a total funding request of $35,500.00. The PARC recommendation to Council is approval of $30,000.00 in CEAG funding allocating the remaining funds budgeted in fiscal year 2024-2025.

The Commission scored each event based on the information contained in the application and the presentation. As directed, staff tallied the score sheets and ranked the events by their cumulative average for Council’s review and consideration. The PARC’s recommendation is shown in Attachment B.

4. BASIS FOR RECOMMENDATION:

A. The Community Events and Activities Grant Program funds local events that bring business/visitors to Turlock.

B. City Council approval is required for the funding of grant requests.

5. FISCAL IMPACT / BUDGET AMENDMENT:

Appropriate budget allocation has been approved during the budget process for fiscal year 2024-2025 in Fund 120 "Tourism" account 120-10-120.47315 "Community Grant Program" in the amount of $60,000. Events and their corresponding organizers and PARC-recommended grant amounts are listed below.

Parks, Arts and Recreation Commission
Community Events and Activities Grant Funding Recommendations
Program Year 2024 - 2025

Event	Organizer	Contact	Rank	Award
The Market Turlock: Holiday Market	The Market Turlock	Audrina Silveira	1	$ 3,000.00
Hotrods & Hotdogs	Turlock Senior Citizens Group	Karen Valek	1	$ 2,500.00
Sienna's Walk 2024	Elizabeth Severson	Elizabeth Severson	3	$ 3,000.00
Turlock Senior Citizens: Dinner Series	Turlock Senior Citizens Group	Karen Valek	4	$ 3,000.00
57th Annual Assyrian State Convention	Assyrian Organization of California	Lodmen Baza	5	$ 3,000.00
The Market	The Market Turlock	Adrina Silveira	6	$ 3,000.00
Turlock Senior Citizens: Open House	Turlock Senior Citizens Group	Karen Valek	7	$ 2,500.00
Downtown Trick or Treat	Alegria Performing Arts Academy & Hey Turlock	Gabrielle Aguiar-Forrest	8	$ 3,000.00
Animation Film Series	Carnegie Arts Center	Lisa McDermott	9	$ 3,000.00
Annual Family Fun Day	Turlock Moms	Alicia Turino	10	$ 2,500.00
3rd Annual Military Heroes Car Show	Kappa Sigma Fraternity	Karlos Marquez	11	$ 1,000.00
Tell My Story	Connect For Collective	Briana Gonzalez	12	$ 500.00
		Total Awarded		$ 30,000.00

6. STAFF RECOMMENDATION:

Staff recommends approval.

7. CITY MANAGER'S COMMENTS:

Recommend approval.

8. ENVIRONMENTAL DETERMINATION:

Affirming the Community Events and Activities Grant Funding will not have a direct or reasonably foreseeable indirect physical change in the environment. Therefore, the

proposed action is not subject to the provisions of the California Environmental Quality Act (CEQA) in accordance with Section 15378 (Project) because it consists of "organizational or administrative activities of governments that will not result in direct or indirect physical changes in the environment".

9. ALTERNATIVES:

A. Council may choose to modify the amount awarded as recommended, to any or all of the individual funding requests.

B. Council may choose to not approve one or more of the individual funding requests.

10. ATTACHMENTS:

A. Draft Resolution

B. CEAG Funding Score and Ranking Sheet (PARC's recommendation)

BEFORE THE CITY COUNCIL OF THE CITY OF TURLOCK

IN THE MATTER OF AFFIRMING THE COMMUNITY EVENTS AND ACTIVITIES GRANT AWARDS TOTALING $30,000 FUNDED BY FUND 120 "TOURISM" ACCOUNT NUMBER 120-10-120.47315 "COMMUNITY GRANT PROGRAM"	**RESOLUTION 2024-**

WHEREAS, the proposed grant funding for the Community Events and Activities Program is $60,000 for Fiscal Year 2024/25; and

WHEREAS, the grant funding is derived from the transient occupancy tax; and

WHEREAS, for the cycle being funded in fiscal year 2024-2025, thirteen (13) organizations presented on sixteen (16) events at the April 10, 2024 Parks, Arts, & Recreation Commission (PARC) meeting, resulting in a total funding request of $44,650.00 in Round 1; and

WHEREAS, the PARC recommendation to Council was approved on May 28, 2024 of $30,000.00 in CEAG funding and had staff proceed with an additional round of funding to allocate the remaining funds of the CEAG; and

WHEREAS, in Round 2, ten (10) organizations applied for thirteen (13) events resulting in a total funding request of $38,500.00; and

WHEREAS, of the thirteen (13) events applied for, twelve (12) events were presented by nine (9) organizations; and

WHEREAS, PARC scored each event based on the information contained in the application and the presentation; and

WHEREAS, staff tallied the score sheets and ranked the events by their cumulative average for Council's review and consideration; and

WHEREAS, it is recommended to fund twelve (12) events from nine (9) organizations with eight (8) events being fully funded at each organization's requested amount and four (4) events being partially funded resulting in a total of $30,000.00 in funds being awarded; and

WHEREAS, this action is not subject to the provisions of the California Environmental Quality Act (CEQA) in accordance with Section 15378 (Project) of the CEQA guidelines, consisting of "organizational or administrative activities of governments that will not result in direct or indirect physical changes in the environment"; and

WHEREAS, the events, their corresponding organizations, and recommended grant amounts are listed below.

Parks, Arts and Recreation Commission Community Events and Activities Grant Funding Recommendations Program Year 2024 - 2025				
Event	**Organizer**	**Contact**	**Rank**	**Award**
The Market Turlock: Holiday Market	The Market Turlock	Audrina Silveira	1	$ 3,000.00
Hotrods & Hotdogs	Turlock Senior Citizens Group	Karen Valek	1	$ 2,500.00
Sienna's Walk 2024	Elizabeth Severson	Elizabeth Severson	3	$ 3,000.00
Turlock Senior Citizens: Dinner Series	Turlock Senior Citizens Group	Karen Valek	4	$ 3,000.00
57th Annual Assyrian State Convention	Assyrian Organization of California	Lodmen Baza	5	$ 3,000.00
The Market	The Market Turlock	Adrina Silveira	6	$ 3,000.00
Turlock Senior Citizens: Open House	Turlock Senior Citizens Group	Karen Valek	7	$ 2,500.00
Downtown Trick or Treat	Alegria Performing Arts Academy & Hey Turlock	Gabrielle Aguiar-Forrest	8	$ 3,000.00
Animation Film Series	Carnegie Arts Center	Lisa McDermott	9	$ 3,000.00
Annual Family Fun Day	Turlock Moms	Alicia Turino	10	$ 2,500.00
3rd Annual Military Heroes Car Show	Kappa Sigma Fraternity	Karlos Marquez	11	$ 1,000.00
Tell My Story	Connect For Collective	Briana Gonzalez	12	$ 500.00
		Total Awarded		$ 30,000.00

NOW, THEREFORE, BE IT RESOLVED that the City Council of the City of Turlock does hereby affirm the Community Events and Activities Grant Awards totaling $30,000.00 funded by Fund 120 “Tourism” account number 120-10-120.47315 “Community Grant Program”.

PASSED AND ADOPTED at a regular meeting of the City Council of the City of Turlock this 13th day of August, 2024, by the following vote:

AYES:
NOES:
NOT PARTICIPATING:
ABSENT:

ATTEST:

_____
Julie Christel, City Clerk
City of Turlock, County of Stanislaus,

State of California

Parks, Arts and Recreation Commission
Community Events and Activities Grant Funding Recommendations
Program Year 2024 - 2025

Event	Organizer	Contact	Rank	Funding Requested	Award
The Market Turlock: Holiday Market	The Market Turlock	Audrina Silveira	1	$ 3,000.00	$ 3,000.00
Hotrods & Hotdogs	Turlock Senior Citizens Group	Karen Valek	1	$ 3,000.00	$ 2,500.00
Sienna's Walk 2024	Elizabeth Severson	Elizabeth Severson	3	$ 3,000.00	$ 3,000.00
Turlock Senior Citizens: Dinner Series	Turlock Senior Citizens Group	Karen Valek	4	$ 3,000.00	$ 3,000.00
57th Annual Assyrian State Convention	Assyrian Organization of California	Lodmen Baza	5	$ 3,000.00	$ 3,000.00
The Market	The Market Turlock	Adrina Silveira	6	$ 3,000.00	$ 3,000.00
Turlock Senior Citizens: Open House	Turlock Senior Citizens Group	Karen Valek	7	$ 3,000.00	$ 2,500.00
Downtown Trick or Treat	Alegria Performing Arts Academy & Hey Turlock	Gabrielle Aguiar-Forrest	8	$ 3,000.00	$ 3,000.00
Animation Film Series	Carnegie Arts Center	Lisa McDermott	9	$ 3,000.00	$ 3,000.00
Annual Family Fun Day	Turlock Moms	Alicia Turino	10	$ 2,500.00	$ 2,500.00
3rd Annual Military Heroes Car Show	Kappa Sigma Fraternity	Karlos Marquez	11	$ 3,000.00	$ 1,000.00
Tell My Story	Connect For Collective	Briana Gonzalez	12	$ 3,000.00	$ 500.00
1st Annual Stanislaus Community Picnic & Show & Shine Event	Latina Classics Car Club & Charity Club	Carla Diane Gonzalez	13	$ 3,000.00	$ -
		Total Awarded		$ 38,500.00	$ 30,000.00

City Council Staff Report
August 13, 2024

From: Jessie Dhami, Human Relations Director

Prepared by: Darlene Ingersoll, Principal Human Relations Analyst

Agendized by: Reagan M. Wilson, City Manager

1. ACTION RECOMMENDED:

Resolution: Approving the establishment of a new job description for an Asset Analyst and the revision to the job description for an Administrative Analyst and amend the Turlock City Employees Association (TCEA) Salary Schedule and the Management Salary Schedule effective August 13, 2024

2. SYNOPSIS:

Staff is recommending approval of the establishment of a new job description for an Asset Analyst and the revision of the job description for an Administrative Analyst.

Adopting a Resolution approving an amendment to the TCEA Salary Schedule of the existing Memorandum of Understanding (MOU) between the City of Turlock and TCEA and the Management Salary Schedule of the existing Schedule of Benefit Plans and Policies between the City of Turlock and Management employees effective August 13, 2024.

3. DISCUSSION OF ISSUE:

Staff recommended for discussion to Council on May 14, 2024 that the Public Works Department and the Municipal Services Department be merged into one department. Council approved the Proposed Budget for FY 2024-2025 which included the appropriate funding for the Municipal Services Department including the merge of the Public Works Department and the Municipal Services Department.

On June 25, 2024, Council approved the revised Municipal Services Department Organization Chart with an effective date of July 1, 2024.

Staff is now bringing forward the recommendation for approval of:

- Establishment of a new job description for an Asset Analyst in TCEA with a salary range of 30.3 effective August 13, 2024.

- Revision of the job description for an Administrative Analyst in Management with a salary range of 29.1 effective August 13, 2024.

The Asset Analyst is designated as represented by TCEA for labor relations purposes and is considered non-exempt under the Fair Labor Standards Act (FLSA). TCEA agrees and has no concerns with the recommended job description and salary range.

The Administrative Analyst is designated as Management for labor relations purposes and is considered exempt under the Fair Labor Standards Act (FLSA).

4. BASIS FOR RECOMMENDATION:

The recommended actions support the Municipal Services Department reorganization by positively impacting the City by providing better alignment of job responsibilities and functions which ultimately will lead to more efficiently run City services and as a result better service to the public.

Section 2-4-207 of the Turlock Municipal Code provides that the City Manager is responsible for the efficient administration of all affairs of the City which are under his control. Section 2-4-207(d) of the Turlock Municipal Code provides the City Manager with the power and duty to recommend to the City Council the reorganization of offices, positions, departments, or units under his direction as he may deem in the interest of the efficient, effective, and economical conduct of the City's business.

Therefore, the recommendation is to approve the establishment of a new job description for an Asset Analyst and the revision to the job description for an Administrative Analyst and amend the Turlock City Employees Association (TCEA) Salary Schedule and the Management Salary Schedule effective August 13, 2024.

City Council approval is required for any new or revisions to job descriptions.

5. FISCAL IMPACT / BUDGET AMENDMENT:

There is no fiscal impact as these positions were approved in budget for FY 2024-2025.

6. STAFF RECOMMENDATION:

Recommend approval.

7. CITY MANAGER'S COMMENTS:

Recommend approval.

8. ENVIRONMENTAL DETERMINATION:

N/A

9. ALTERNATIVES:

A. Council may choose not to approve the establishment of a new job description for an Asset Analyst and the revision to the job description for an Administrative Analyst and amend the Turlock City Employees Association (TCEA) Salary Schedule and the Management Salary Schedule effective August 13, 2024. However, this is not recommended as these positions were already approved in budget for FY 2024-2025 and Municipal Services reorganization.

10. ATTACHMENTS:

A. Draft Resolution
B. Asset Analyst job description (new)
C. TCEA Salary Schedule
D. Administrative Analyst (revised)
E. Management Salary Schedule

BEFORE THE CITY COUNCIL OF THE CITY OF TURLOCK

IN THE MATTER OF APPROVING THE ESTABLISHMENT OF A NEW JOB DESCRIPTION FOR AN ASSET ANALYST AND THE REVISION TO THE JOB DESCRIPTION FOR AN ADMINISTRATIVE ANALYST AND AMEND THE TURLOCK CITY EMPLOYEES ASSOCIATION (TCEA) SALARY SCHEDULE AND THE MANAGEMENT SALARY SCHEDULE EFFECTIVE AUGUST 13, 2024	**RESOLUTION NO. 2024-XXX**

WHEREAS, Section 2-4-207 of the Turlock Municipal Code provides that the City Manager is responsible for the efficient administration of all affairs of the City which are under his control and Section 2-4-207(d) of the Turlock Municipal Code provides the City Manager with the power and duty to recommend to the City Council the reorganization of offices, positions, departments, or units under his direction as he may deem in the interest of the efficient, effective, and economical conduct of the City's business; and

WHEREAS, Council approved the Proposed Budget for FY 2024-2025 which included the appropriate funding for the Municipal Services Department including the merge of the Public Works Department and the Municipal Services Department; and

WHEREAS, staff is recommending approval of the establishment of a new job description for an Asset Analyst and the revision of the job description for an Administrative Analyst; and

WHEREAS, the recommended actions support the Municipal Services Department reorganization by positively impacting the City by providing better alignment of job responsibilities and functions which ultimately will lead to more efficiently run City services and as a result better service to the public; and

NOW, THEREFORE, BE IT RESOLVED that the City Council of the City of Turlock does hereby approve the establishment of a new job description for an Asset Analyst and the revision to the job description for an Administrative Analyst and amend the Turlock City Employees Association (TCEA) Salary Schedule and the Management Salary Schedule effective August 13, 2024.

PASSED AND ADOPTED at a regular meeting of the City Council of the City of Turlock this 13th day of August, 2024, by the following vote:

AYES:
NOES:
NOT PARTICIPATING:
ABSENT:

ATTEST:

_____
Julie Christel, City Clerk
City of Turlock, County of Stanislaus,
State of California

ASSET ANALYST

DEFINITION

Under general direction, plans, organizes and coordinates activities related to the City's Municipal Service Area (MSA) and Community Facilities District (CFD) programs; develops and implements policies and practices; recommends and administers assigned budgets; collects and reports data as required; applies principles and practices of accepted and emerging professional practice; and replaces employees as assigned. Develops and coordinates data collection procedures; supports the preparation of annual reports; and performs Geographic Information System (GIS) mapping and data collection for the Capital Improvement Program (CIP), Maintenance Management Program (CMMP), and other assigned duties.

Performs professional and technical work in the Public Works Department; plans, coordinates, and participates in the development and implementation of assigned programs; and performs related duties as assigned.

DISTINGUISHING CHARACTERISTICS

General supervision is provided by the Municipal Service Director or designee. Employees exercise independent judgment within established guidelines and receive periodic supervision from higher-level professional staff members.

ESSENTIAL FUNCTIONS – Duties may include, but are not limited to, the following:

- Develops and administers assigned programs; recommends and implements policies and procedures; develops and implements service delivery methods and procedures; monitors and evaluates effectiveness of service delivery methods and procedures; assists in the development and implementation of goals, objectives, and practices for assigned programs.
- Coordinates assigned activities with those of other divisions, departments, and outside agencies; provides and receives information and assistance; resolves sensitive issues and conflicts.
- Coordinates the City's Maintenance Management Program (CMMP); develops and implements policies and procedures; collects and reports data as required; ensures compliance with applicable laws, regulations, and professional standards.
- Collaborates with appropriate staff and participates in the development of long-range plans; assists in the preparation of budget recommendations; participates in the implementation of approved plans.
- Develops and coordinates the application of geographic information system (GIS) technology to support the creation of related maps and reports; performs analysis and data management; provides training and assistance to department staff and other users.

- Coordinate the preparation and maintenance of the Asset Management Plan and other related documents.
- Develop and recommend policies and procedures to enhance the efficiency and effectiveness of the City's Asset Management Program.
- Develop recommendations for prioritized maintenance and capital project programs. Communicate recommendations and rationale to replace existing assets and acquire new assets consistent with adopted principles and practices.
- Prepare and recommend operating and maintenance budgets for assigned programs. Monitor and approve expenditures to ensure conformance to approved budgets. Participate in the development of multi-year capital plans including the identification and prioritization of capital projects.
- Coordinate with other City staff, consultants and contractors as necessary to complete projects. Develop Request for Proposals and Request for Qualifications for professional services agreements. Oversee and participate in the acquisition, disposal and management of City assets.
- Perform other duties related to assigned responsibilities.

MINIMUM QUALIFICATIONS

Ability to:

- Effectively communicate orally and in writing with a diverse population including those with limited English proficiency.
- Effectively apply principles and practices of asset management, construction management, and project management.
- Read and understand and prepare simple maps, graphs and other graphical representations of data. Use Geographical Information System (GIS) software to create and print maps and reports.
- Plan and coordinate multiple projects.
- Collect, analyze and interpret complex data and make decisions based on analysis. Maintain accurate and detailed records and prepare clear and concise reports.
- Learn and adapt to new technologies. Keep current on technical and industry developments.
- Use appropriate independent judgment and initiative in making recommendations.
- Participate in the development and administration of budgets. Monitor expenditures and prepare financial reports.
- Prepare clear and concise written and oral presentations.

- Research and develop alternative service delivery methods and procedures

- Read and interpret blueprints, plans, and specifications

- Collect project data, make accurate calculations and prepare cost estimates

- Interpret and apply federal, state and local policies, laws and regulations

- Operate a computer and peripheral equipment, including word processing software, spreadsheets and database applications

- Respond to and resolve difficult and sensitive customer service problems

- Establish and maintain cooperative working relationships with those contacted in the course of work, including employees, customers, City departments, City officials, outside agencies and the public

Knowledge of

- Occupational hazards and standard safety practices, including the use of personal protective equipment, required in the assigned area of work

- Safe practices and techniques in the inspection, maintenance and repair of assigned equipment and vehicles, including the use of tools and equipment commonly required

- Applicable laws, codes, rules and regulations

- Mechanical drawings, electrical schematics and technical literature and procedures

- Preventive maintenance and repair procedures for assigned equipment and vehicles, including lubrication and fluid changes

- Principles and practices of vehicle and equipment maintenance and repair, including the safe operation of assigned equipment

- Heavy equipment maintenance practices, including Preventive Maintenance, Maintenance Inspection Reports, Corrective Maintenance, Emergency Maintenance, Breakdown Maintenance, Work Orders, Parts Inventory, Maintenance Records, Maintenance Schedules, Maintenance Procedures, Maintenance Logs, Maintenance Checklists, RCM, and other industry standard data and terminology

- Methods, materials and tools used in the repair, alteration, maintenance and replacement of mechanical, hydraulic, electrical and electronic components

- Service procedures for assigned equipment, including applicable computer software and diagnostic equipment

- Principles and practices of program and administration

- Personnel and federal and local laws and regulations

EDUCATION AND EXPERIENCE

Equivalent to an associate's degree in a related field and three years of experience in a related field.

EDUCATION

An Associate's degree in a related field is required. Certification as a Certified Asset Management Professional is preferred.

EXPERIENCE

Three years of experience in asset management preferably including responsibility for the acquisition and disposition of assets and the collection and reporting of asset information including the maintenance of electronic records. Experience in the use of computer software applications related to asset management and reporting.

SPECIAL REQUIREMENTS

Possession of a valid California Driver's License issued by the Department of Motor Vehicles and the ability to meet and maintain the requirements established by the appointing authority.

DESIRABLE QUALIFICATIONS

Possession of the following certifications:

- Certified Asset Management Professional (CAMP) designation
- Certified Reliability Leader (CRL) from the Asset Management Professional (AMP)
- Project Management Professional (PMP) or Risk Management Professional (RMP) certification

Considerable experience and knowledge equivalent to the next lower classification.

PHYSICAL REQUIREMENTS

Ability to perform essential duties that require employee to regularly reach, manipulate, grasp, and feel objects, tools, and controls and operate motor vehicles and reach above and below the shoulder level with employee arms, read and write and use computer keyboard and mouse, see and hear telephone and in person communications, and sit for extended periods of time. Employee must regularly operate a motor vehicle and travel to various locations. Employee must occasionally lift and move up to 25 pounds. Specific vision abilities required by this job include close vision, distance vision, color vision, peripheral vision, depth perception, and ability to adjust focus.

□□le□perfo□ming □e□□e□□al□fun□tions. □□e□a□le□to□lift □e□□p□e□□on□a□f□equ□nt□ba□sis□25□lbs., □a□d□on□a□□□cca□□□□al□ba□sis□50□lbs. □

□

□□a□l□□□ed: August 13 □□□024 □

□

□

Re□e□ed□a□d□□ppr□□ed: □

□

_____ □

Per□□□□el□□□□cer□

□

□ _____ □

Da□e□

JOB TITLE	RANGE	STEP 1	STEP 2	STEP 3	STEP 4	STEP 5
OFFICE ASST I	13.9	3262	3425	3597	3776	3965
FACILITIES MAINT. ASST	15.2	3473	3647	3829	4021	4222
ACCOUNT CLERK I	15.2	3473	3647	3829	4021	4222
OFFICE ASST II	15.9	3597	3776	3965	4163	4372
TRAFFIC TECHNICIAN TRAINEE	16.6	3720	3906	4102	4307	4522
ACCOUNT CLERK II	17.2	3829	4021	4222	4433	4654
FIELD SERVICES TECHNICIAN	17.2	3829	4021	4222	4433	4654
MAINTENANCE WKR I	17.2	3829	4021	4222	4433	4654
SHIPPING & RECEV INV SPEC	17.2	3829	4021	4222	4433	4654
POLICE RECORDS TECH	17.3	3848	4041	4243	4455	4678
FLEET MAINT SERVICE WKR	17.9	3965	4163	4372	4590	4820
COMMUNITY SERV COORDINATOR	18.0	3981	4180	4389	4608	4839
PARTS CLERK	18.2	4021	4222	4433	4654	4887
ACCOUNTS PAYABLE CLERK	19.2	4222	4433	4654	4887	5131
ACCOUNT CLERK, SR	19.2	4222	4433	4654	4887	5131
MAINTENANCE WKR II	19.2	4222	4433	4654	4887	5131
CODE COMPLIANCE TECHNICIAN	19.2	4222	4433	4654	4887	5131
PLANNING ASSISTANT	19.2	4222	4433	4654	4887	5131
SECRETARY	19.2	4222	4433	4654	4887	5131
POLICE RECORDS TECH, SR	19.3	4243	4455	4678	4911	5157
UTILITY MAINT WKR I	19.4	4264	4477	4701	4936	5183
WATER CONSERVATION WORKER	19.4	4264	4477	4701	4936	5183
TRAFFIC TECHNICIAN I	19.6	4307	4522	4748	4986	5235
CODE ENFORCEMENT OFFICER	20.2	4433	4654	4887	5131	5388
BUILDING INSPECTOR, TRNEE	20.8	4567	4796	5035	5287	5552
FLEET MAINT. MECHANIC I	20.9	4590	4820	5061	5314	5579
NEIGHBORHOOD SERVICES TEC	21.0	4608	4839	5080	5334	5601
STAFF SERVICES ASSISTANT	21.0	4608	4839	5080	5334	5601
LABORATORY ANALYST I	21.1	4631	4863	5106	5361	5629
ACCOUNTING TECHNICIAN	21.2	4654	4887	5131	5388	5657
MAINTENANCE WKR, SR.	21.2	4654	4887	5131	5388	5657
SECRETARY, SR.	21.2	4654	4887	5131	5388	5657
COMMUNITY DEV-SERVICE TEC	21.3	4678	4911	5157	5415	5686
UTILITY MAINT WKR II	21.4	4701	4936	5183	5442	5714
WASTEWATER PLT OPR I	21.9	4820	5061	5314	5579	5858
WATER TREATMENT PLANT OPERATOR I	21.9	4820	5061	5314	5579	5858
ADMIN ASST, PUBLIC SAFETY	22.0	4839	5080	5334	5601	5881
ADMINISTRATIVE ASSISTANT	22.0	4839	5080	5334	5601	5881
PERMIT TECHNICIAN	22.5	4961	5209	5469	5743	6030
FLEET MAINT. MECHANIC II	22.9	5061	5314	5579	5858	6151
PLANNING TECHNICIAN	23.0	5080	5334	5601	5881	6175
PURCHASING SPECIALIST	23.0	5080	5334	5601	5881	6175
RECREATION COORDINATOR	23.0	5080	5334	5601	5881	6175
STAFF SERVICES TECHNICIAN	23.0	5080	5334	5601	5881	6175
CRIME & COMMUNITY INFO ANALYST	23.2	5131	5388	5657	5940	6237
PUBLIC SAFETY BUSINESS ANALYST - POLICE	23.2	5131	5388	5657	5940	6237
PUBLIC SAFETY BUSINESS ANALYST - FIRE	23.2	5131	5388	5657	5940	6237
SECRETARY, SUPERVISING	23.2	5131	5388	5657	5940	6237
PUB FAC MAINT - TEAM LEADER	23.2	5131	5388	5657	5940	6237
UTILITY MAINT WKR, SR	23.4	5183	5442	5714	6000	6300
LAND SURVEYING TECH I	23.6	5235	5497	5771	6060	6363
TRAFFIC TECHNICIAN II	23.6	5235	5497	5771	6060	6363
WASTEWATER PLT OPR II	23.9	5314	5579	5858	6151	6459
BUILDING INSPECTOR I	24.1	5361	5629	5911	6206	6517
FIRE PREVENTION INSP	24.1	5361	5629	5911	6206	6517

JOB TITLE	RANGE	STEP 1	STEP 2	STEP 3	STEP 4	STEP 5
LABORATORY ANALYST II	24.1	5361	5629	5911	6206	6517
ACCOUNTANT I	24.2	5388	5657	5940	6237	6549
PLANNER, ASSISTANT	24.3	5415	5686	5970	6268	6582
HOUSING FINANCE SPECIALIST, TRAINEE	24.3	5415	5686	5970	6268	6582
FLEET MAINT. MECHANIC, SR	24.9	5579	5858	6151	6459	6782
ELECTRICAL MECH TECH I	25.0	5601	5881	6175	6484	6808
INFORMATION TECHNOLOGY TECH	25.2	5657	5940	6237	6549	6877
HOUSING FINANCE SPEC I	25.3	5686	5970	6268	6582	6911
HOUSING REHABIL. SPEC I	25.3	5686	5970	6268	6582	6911
HOUSING REHABILITATION SPECIALIST / INSPECTOR TRAINEE	25.3	5686	5970	6268	6582	6911
HOUSING PROGRAM SPEC I	25.3	5686	5970	6268	6582	6911
FIRE OPERATIONS SUPPORT ANALYST	25.6	5771	6060	6363	6681	7015
PLANS EXAMINER I	25.6	5771	6060	6363	6681	7015
PURCHASING COORDINATOR	25.6	5771	6060	6363	6681	7015
TRAFFIC TECHNICIAN, SR.	25.6	5771	6060	6363	6681	7015
PUBLIC SAFETY RECORDS SUP	25.7	5800	6090	6395	6714	7050
WASTEWATER PLT OPR, SR	25.9	5858	6151	6459	6782	7121
LABORATORY ANALYST, SR	26.1	5911	6206	6517	6842	7184
ACCOUNTANT II	26.2	5940	6237	6549	6877	7220
HOUSING REHABIL. SPEC II	26.3	5970	6268	6582	6911	7256
HOUSING FINANCE SPEC II	26.3	5970	6268	6582	6911	7256
HOUSING PROGRAM SPEC II	26.3	5970	6268	6582	6911	7256
UTILITIES SUPERVISOR, ASST	26.4	6000	6300	6615	6945	7293
PUB FACIL MAINT SUPV, ASST	26.4	6000	6300	6615	6945	7293
ELECT/INSTRUMENT TECH	27.0	6175	6484	6808	7149	7506
ELECTRICAL MECH TECH II	27.0	6175	6484	6808	7149	7506
WATER TREATMENT PLANT OPERATOR II	27.0	6175	6484	6808	7149	7506
MAINTENANCE TECHNICIAN II	27.0	6175	6484	6808	7149	7506
BUILDING INSPECTOR II	27.1	6206	6517	6842	7184	7544
HOUSING REHABILITATION SPECIALIST / INSPECTOR I	27.1	6206	6517	6842	7184	7544
PUBLIC WORKS CONST INSP	27.1	6206	6517	6842	7184	7544
INFO TECH ANALYST I	27.2	6237	6549	6877	7220	7581
PLANNER, ASSOCIATE	27.3	6268	6582	6911	7256	7619
REDEV/ECON DEV ANALYST	27.3	6268	6582	6911	7256	7619
TRANSIT PLANNER	27.3	6268	6582	6911	7256	7619
ENVIRONMENTAL COMPL INSP	27.4	6300	6615	6945	7293	7657
ENGINEERING PROJECT COORDINATOR	27.6	6363	6681	7015	7366	7734
COORDINATOR FOR UNSHELTERED/HOMELESS PROGRAMS	27.6	6363	6681	7015	7366	7734
LAND SURVEYING TECH II	27.6	6363	6681	7015	7366	7734
PLANT OPERATOR, LEAD	27.9	6459	6782	7121	7477	7851
PARKS,REC & PUB FAC SUPERVISOR	27.9	6459	6782	7121	7477	7851
RECREATION SUPERVISOR	27.9	6459	6782	7121	7477	7851
STAFF SERVICES ANALYST	28.0	6484	6808	7149	7506	7881
FLEET MAINT. SUPVERVISOR	28.5	6648	6980	7329	7696	8080
PLANS EXAMINER II	28.6	6681	7015	7366	7734	8121
ELECT/INSTRUMENT TECH, SR	29.0	6808	7149	7506	7881	8276
ELECTRICAL MECH TECH, SR	29.0	6808	7149	7506	7881	8276
INSTRUMENT AND CONTROL TECHNICIAN, SR	29.0	6808	7149	7506	7881	8276
MAINTENANCE TECHNICIAN, SR	29.0	6808	7149	7506	7881	8276
WATER TREATMENT PLANT OPERATOR, SR	29.0	6808	7149	7506	7881	8276
HOUSING REHABILITATION SPECIALIST / INSPECTOR II	29.2	6877	7220	7581	7960	8358

TCEA MONTHLY SALARY SCHEDULE
EFFECTIVE 7/1/23

JOB TITLE	RANGE	STEP 1	STEP 2	STEP 3	STEP 4	STEP 5
INFO TECH ANALYST, II	29.2	6877	7220	7581	7960	8358
ENGINEER, ASSISTANT	29.6	7015	7366	7734	8121	8527
ELECT/MECH MAINTENANCE SUPV, ASST	30.0	7149	7506	7881	8276	8689
BUILDING INSPECTOR, SR	30.1	7184	7544	7921	8317	8733
PUBLIC WORKS CONS INSP SR	30.1	7184	7544	7921	8317	8733
ASSET ANALYST	30.3	7256	7619	8000	8400	8820
PLANNER, SENIOR	30.3	7256	7619	8000	8400	8820
TRANSIT ANALYST	30.3	7256	7619	8000	8400	8820
UTILITIES SUPERVISOR	30.4	7293	7657	8040	8442	8864
WQC LABORATORY SUPERVISOR	30.4	7293	7657	8040	8442	8864
WQC SUPERVISOR	30.4	7293	7657	8040	8442	8864
FIN CUSTOMER SERVICE SUPV	30.4	7293	7657	8040	8442	8864
PURCHASING SUPERVISOR	30.4	7293	7657	8040	8442	8864
ACCOUNTANT III	31.2	7581	7960	8358	8776	9215
PLANS EXAMINER, SR	31.6	7734	8121	8527	8953	9401
ENGINEER, ASSOCIATE	31.6	7734	8121	8527	8953	9401
LAND SURVEYOR, ASST	31.6	7734	8121	8527	8953	9401
ELECT/MECH MAINTENANCE SUPV	33.0	8276	8689	9124	9580	10059
PUBLIC MAINT SUPERVISOR	33.0	8276	8689	9124	9580	10059
WATER TREATMENT PLANT SUPERVISOR	33.0	8276	8689	9124	9580	10059
PLANNER, PRINCIPAL	33.6	8527	8953	9401	9871	10365
CIVIL ENGINEER, ASSOC	33.6	8527	8953	9401	9871	10365
LAND SURVEYOR	33.6	8527	8953	9401	9871	10365
INFO TECH ANALYST, SR	34.2	8776	9215	9676	10160	10668
GIS COORDINATOR	34.2	8776	9215	9676	10160	10668
CIVIL ENGINEER, SR	35.6	9401	9871	10365	10883	11427
INFO TECH COORDINATOR	36.2	9676	10160	10668	11201	11761

ADMI□ISTRATI□□ A□AL□ST

□

D□FI□ITIO□

□□der□□e□□eral□ad□-□□□ra□□e-d□rec□□□□□□e□-□□-a□Re□□□rce-Depar□□e□□D□rec□r□□□e□□d□□□□ra□□e□□□al□□□□□□re□p□□□□le□□□pr□□de□ad□a□ced□ad□□□□□ra□□e□□□pp□r□□□□□per□□r□□□□re□earc□□□□a□□□□cal□a□d□□□□er□a□□al□□□cal□□□r□□□□cl□d□□□□a□□□□□□□□□□□d□e□□□□c□□□rac□□□□p□rc□a□e□□rder□a□d□□□□□ce□pr□ce□□□□□□□per□□r□□ad□a□ced□□□pp□r□□□□□depar□□e□□al□pera□□□□□□□cl□d□□□□□a□□rep□r□□□□□pec□al□rep□r□□□□c□□□□de□□□al□a□d□c□□ple□□d□□e□□□prepar□□□□d□□□□□□□□□d□e□□□□a□d□□□□□□□□□I□ll□□□□er□a□□□□□□□e□□□□rela□ed□□□□□pa□r□ll□□□□□e□-□□□□□□□□□ld□□□□□□De□erred□C□□□pe□□a□□□□□□Re□□re□e□□□a□d□□□□□er□□□e□e□□□□□□e□□d□□□□ra□□e□□□al□□□□□□a□□□e□re□□□red□□□□□repre□e□□□□□e□depar□□e□□□□□□p□□□lc□ac□□□□□e□□□□□ee□□□□□□a□d□ac□□□a□e□p□□□□□□e□rela□□□□□□□p□□□□□□□□□□□□□er□□□er□□□ce□area□□□a□e□□c□e□□□□r□□r□a□□□a□□□□□□□

□

□□□□□p□□□□□□□□□□□a□□□□□□□ed□□□□□□□e□Ma□a□e□□e□□□□□ar□a□□□□□□□□□□□□□

- Co p e de el p a d rep r a d rec e da r e ec e ad e a d ple e a cl d a rep r re l a d c rac a a e e +
- per e ec cal r cler cal a
- ~~per e c ple pa r ll pr ce pr de re red e pl ee ce rela ed pa r ll a re pa r ll acc ra e a d el a d ee all le al re re e pr ce e elec r c pa r ll dep a d er ee a ce c ec a d a e e~~
- ~~e era e a d balances tax payments and tax reports, including processing W2's; pr de a c al da a appr pr a e ederal a d a e a e c e~~
- ~~er ee a d pr ce e pa e r de erred c pe a pla a d er e e a d re re e rela ed pla e a e a d r c rac c a e a d c~~
- ~~Re e a d e l pa r ll ar a ce r depar e r a ed a~~
- ~~Ma a e a d pr ce e pa e a d pr ec r all e pl ee ra ce r d C Ma a e e C de al re a d P l ce r ac ar al pda e a d c a e r r d~~
- ~~Ma a e e p Pla D c e a d pr ce e all e a a e Care re ree health plans that are negotiated with MOU's by bargaining unit. Processes plan c a e a d eep C a rea R a d pla c a e Pr ce e e l pa e a d pda e d c e pla e pl ee c a e a d re re e Dec de dra al are pla d c e r le a d appr e dra al r r e a are~~
- ~~ r cl el e a Re rce depar e e pl ee p l c e ML L er D a l P R d a l re re e M ple e a ac e eal ra ce pla re ree a d C ra eal pla a d ec pla~~
- ~~ r cl el e a Re rce depar e e pl ee re re e a d er a Pr de rep r a r a r per r e eeded a d c ple e pr ce e~~
- M del appr pr a e pr e al per r c d c a a appr pr a e c de al e e e r a c pl e a d pp r C p l c e a d pr ced re la r la a d M pr
- Per r rela ed d e a a ed

MI IM M ALIFICATIO S

no led e of

- Pr c pal a d prac ce r a a ad ra a d per el a a e e

- Principles and practices of budget preparation and administration
- Statistical methods and data analysis techniques appropriate to assigned duties
- Principles and practices of effective supervision, including work planning, employee training and performance evaluation
- Municipal ordinance procedures, including those pertaining to public hearings and ordinance preparation and review
- Principles and procedures of record keeping and reporting
- Technical report writing practices and procedures and principles of effective oral presentation

Ability to:

- Learn the principles and practices of City government
- Learn pertinent federal, state and local laws, codes and regulations
- Analyze problems, identify alternative solutions, project consequences of proposed actions and implement recommendations in support of goals
- Analyze and interpret data and recommend appropriate courses of action
- Prepare complex and comprehensive oral and written reports
- Work with and coordinate the activities of others
- Plan, assign and coordinate the work of others; delegate authority and responsibility
- Communicate clearly and concisely, both orally and in writing
- Establish and maintain effective working relationships with those contacted in the course of work
- Understand and carry out oral and written directions; operate standard office equipment; and use a computer

EDUCATION AND EXPERIENCE

Any combination of education and experience that would likely provide the required knowledge and abilities is qualifying. A typical way to obtain the knowledge and abilities would be:

Experience:

□□□□□ree□□□□□ear□□□□□□crea□□□l□re□p□□□□le□ec□□cal□ad□ □□□ra□□e□r□a□al□□cal□
e□per□□ce□□a□p□□lc□a□e□c□□

□d□cation□

P□□□e□□□□□□□a□□□□□c□a□e□ac□el□r's degree from an accredited college or university □□□□□ a□r□c□□r□e□□ □r□□□□□ □□□e□□□□d□ □□□□ra□□□□□□cc□□□□□□□P□□lc□□d□ □□□□ra□□□□□ □c□□□□ c□□□r□a□cl□□el□rela□ed□□eld□□

□

LIC□□S□ A□D C□RTIFICATIO□

P□□□e□□□□□□□a□d□□e□a□l□□□□□□ a□□a□□a□□appr□pr□a□e□□al□d□Cal□□r□a□Dr□□er□L□ce□□e□ a□□a□c□□d□□□□□□c□□□□□ed□e□pl□□□ e□□□

PH□SICAL R□□ □IR□M□□TS

Ma□□a□□□□e□□ll□□ □□□p□□□cal□a□l□e□□□ee□□ell□e□□□□□□□□read□□□r□c□□□□□read□□□e□ pr□□□□□□e□□c□□p□□er□□cree□□□□pera□□e□□cle□□a□d□e□□p□e□□□□ear□□ell□e□□□□□□□□□ c□□□er□e□□□□□e□elep□□□e□□□□□e□rad□□a□d□□□per□□□□a□□□□□c□□□□□er□a□d□pr□□ra□□ □□pplie□□a□d□e□□p□e□□□□e□□□□a□d□a□d□□□er□□□r□□e□□□c□□p□□er□e□□□ard□c□p□□ □ac□□□e□□□l□□□□□r□□□□□dr□□e□e□□p□e□□□a□d□a□□□er□□□□elep□□□e□□□□lera□e□e□re□e□ l□c□a□□□□□□□e□pera□re□□□le□per□r□ □□□e□□e□□al□□□c□□□□□a□d□□e□a□le□□□□l□□□ e□□□p□e□□a□□ece□□ar□□□

□

Re□□e□ed□a□d□□ppr□□ed□□□

□

□□□□□□□□□

MANAGEMENT SALARY SCHEDULE 2023-2024 Attachment E

	Range	Step 1	Step 1	Step 3	Step 4	Step 5
ADMINISTRATIVE ANALYST	29.1	7694	8079	8483	8907	9353
PRINCIPAL HUMAN RELATIONS ANALYST	32.1	8907	9353	9820	10311	10827
PARKS/STREETS & PUBLIC FACILITIES SUPERINTENDENT	32.1	8907	9353	9820	10311	10827
PURCHASING MANAGER	32.1	8907	9353	9820	10311	10827
RECREATION SUPERINTENDENT	32.1	8907	9353	9820	10311	10827
BUILDING OFFICIAL, CHIEF	34.1	9820	10311	10827	11369	11937
FLEET SERVICES MANAGER	34.1	9820	10311	10827	11369	11937
PUBLIC WORKS SUPERVISOR/ CITY SURVEYOR	34.1	9820	10311	10827	11369	11937
PLANNING MANAGER	34.1	9820	10311	10827	11369	11937
REGULATORY AFFAIRS MGR	34.1	9820	10311	10827	11369	11937
ROADS PROGRAM MANAGER	34.1	9820	10311	10827	11369	11937
UTILITIES MANAGER	34.1	9820	10311	10827	11369	11937
WQC DIVISION MGR	34.1	9820	10311	10827	11369	11937
HOUSING PROGRAM MANAGER	34.1	9820	10311	10827	11369	11937
ACCOUNTANT, PRINCIPAL	35.1	10311	10827	11369	11937	12534
CIVIL ENGINEER, PRINCIPAL	35.1	10311	10827	11369	11937	12534
EXECUTIVE ASST TO CM/CITY CLERK	35.1	10311	10827	11369	11937	12534
POLICE SUPPORT OPERATIONS MANAGER	35.1	10311	10827	11369	11937	12534
TRANSIT MANAGER	35.1	10311	10827	11369	11937	12534
INFO TECH MANAGER	35.8	10678	11212	11773	12362	12980
WATER TREATMENT PLANT MANAGER	36.1	10827	11369	11937	12534	13161
DEPUTY PUBLIC WORKS DIRECTOR	38.1	11937	12534	13161	13820	14511
CITY ENGINEER	39.1	12534	13161	13820	14511	15237
HUMAN RELATIONS DIRECTOR	39.1	12534	13161	13820	14511	15237
DEV SERV DIRECTOR	39.1	12534	13161	13820	14511	15237
FINANCE DIRECTOR	39.1	12534	13161	13820	14511	15237
MUNICIPAL SERVICES DIR	39.1	12534	13161	13820	14511	15237
ECONOMIC DEVELOPMENT DIRECTOR / COMMUNICATIONS OFFICER	39.1	12534	13161	13820	14511	15237
INFORMATION TECHNOLOGY DIRECTOR	39.1	12534	13161	13820	14511	15237
PUBLIC WORKS DIRECTOR	39.1	12534	13161	13820	14511	15237
RISK MANAGEMENT DIRECTOR	39.1	12534	13161	13820	14511	15237
MUNICIPAL SERVICES DIRECTOR / SRWA GENERAL MANAGER	40.1	13161	13820	14511	15237	15999
FIRE CHIEF	41.1	13820	14511	15237	15999	16799
DEPUTY CITY MANAGER	41.1	13820	14511	15237	15999	16799
POLICE CHIEF	42.1	14511	15237	15999	16799	17639
CITY MANAGER	44.3	16159	16967	17816	18707	19642

REVISED AND EFFECTIVE
8/13/2024

City Council Staff Report
August 13, 2024

From: Christopher Fisher, Municipal Services Director

Prepared by: Stephen Fremming, Principal Civil Engineer

Agendized by: Reagan M. Wilson, City Manager

1. ACTION RECOMMENDED:

Motion: Pursuant to Public Contract Code 22050(c)(2), reaffirming the determination made by the City Manager in response to the emergency created by the inoperative computer room air conditioning units at the Public Safety Facility and finding that the emergency will not permit a delay resulting from a competitive solicitation for bids

2. SYNOPSIS:

This action reaffirms the City Manager's determination that the computer room air conditioning (CRAC) units in the server room at the Public Safety Facility constituted an emergency requiring replacement of these units. The replacement will occur through City Project No. 24-035 "Server Room AC Unit Replacement at the Public Safety Facility" and any other necessary actions.

3. DISCUSSION OF ISSUE:

Two (2) computer room air conditioning (CRAC) units located inside a server room at the Public Safety Facility provide cooling and humidity control for sensitive computer and server equipment. The IT Department roughly estimates that the units preserve $3 to $4 million worth of temperature and humidity-sensitive equipment related to IT, dispatch, 911, radio, and battery equipment. One (1) CRAC unit is no longer operational and cannot be replaced as parts are not available due to the equipment manufacturer going out of business. Over some days in the week of July 8th, one of the units was stripped of parts to keep the other unit temporarily operational. However, there is a high probability of failure of this unit. There is significant concern that damage will occur to the sensitive computer equipment as a result of high heat and humidity if this unit goes down.

On July 15, 2024, the City Manager declared, under the authority delegated to the City Manager by City of Turlock Resolution No. 2010-028 (Attachment B), replacement of the units an emergency (Attachment A) and ordered replacement of the affected facilities as authorized by Section 22050 of the Public Contract Code. The replacement will occur under City Project No. 24-035 and any other necessary actions as detailed in the Declaration of Emergency.

Pursuant to Public Contract Code § 22050(c)(2), City Council must review the emergency action at every regularly scheduled meeting to determine by a four-fifths vote that there

is a need to continue the action. Pursuant to Public Contract Code § 22050(c)(3), City Council shall terminate the action at the earliest possible date that conditions warrant. It is anticipated that the new CRAC units will be installed in the first quarter of 2025 due to an extensive lead time for fabrication and delivery of the equipment.

4. BASIS FOR RECOMMENDATION:

A. Pursuant to Public Contract Code § 22050(c), the Council shall review the emergency action at every regularly scheduled meeting until the action is terminated.

5. FISCAL IMPACT / BUDGET AMENDMENT:

The fiscal impact associated with this emergency situation has yet to be finalized. City staff will bring all costs and proposed funding sources back for consideration at a future meeting.

6. STAFF RECOMMENDATION:

Recommend approval.

7. CITY MANAGER'S COMMENTS:

Recommend approval.

8. ENVIRONMENTAL DETERMINATION:

This project was found to be exempt from CEQA per Section 15302 (Replacement or Reconstruction) of the California Environmental Quality Act (CEQA) Guidelines on July 23, 2024, as this section of the guidelines exempts projects that involve replacement of existing facilities where located at the same site and having substantially the same purpose as the replaced facility. No additional environmental determination is required.

9. ALTERNATIVES:

A. City Council could choose not to reaffirm the emergency declaration. This alternative is not recommended because of the significant potential negative impact to public safety if this equipment is inoperative.

10. ATTACHMENTS:

A. Declaration of Emergency

B. Resolution 2010-028

CITY OF TURLOCK INC. 1908

REAGAN M. WILSON
CITY MANAGER

156 S. BROADWAY, SUITE 230 | TURLOCK, CALIFORNIA 95380 | PHONE 209-668-5540 |

DECLARATION OF EMERGENCY

REPLACEMENT OF COMPUTER ROOM AIR CONDITIONING (CRAC) UNITS IN THE SERVER ROOM AT THE PUBLIC SAFETY FACILITY

Two (2) computer room air conditioning (CRAC) units located inside the Public Safety Facility provide cooling and humidity control for sensitive computer and server equipment. The IT Department roughly estimates that the room contains at least $1 million worth of assets on the IT side and likely another $2 million to $3 million worth of assets for dispatch, 911, radio, and battery equipment. Each CRAC unit is equipped with two compressors. Three of the four compressors are no longer operational and cannot be replaced as parts are not available due to the equipment manufacturer going out of business. Last week, one of the units was stripped of parts to keep the other unit temporarily operational. However, there is a high probability of failure of this unit. There is significant concern that damage will occur to the sensitive computer equipment as a result of high heat and humidity if this unit goes down.

By way of further explanation, CRAC units provide both cooling and humidity control. Elevated temperature and lack of humidity control of electronic components have both short-term and long-term effects. Acute heat exposure effects can range from shut down up to component failure. Additionally, heat exposure to electronics have been demonstrated to be cumulative and can significantly shorten the overall life. The conditioned space is representative of the amount of heat that can be absorbed by the space and rejected, not the actual temperature of the components. Small increases in room temperature can lead to significant increases at the component level. The one (1) operating damaged unit is minimally sufficient and two (2) temporary cooling units are available as back-ups. However, the temporary units do not have the ability to control humidity. Operating with temporary units that do not have humidity control is precarious. If a temporary unit removes too much humidity, there is risk of discharging static electricity causing shorts within the components. Higher humidity will lead to corrosion of components. Corrosion is most commonly found at termination and connection points, often causing intermittent functionality problems that are difficult to find and correct.

Use of the emergency provisions under Section 22050 of the Public Contract Code will accelerate replacement of the CRAC units by approximately 80 (eighty) business days which significantly reduces the risk of having to rely upon the back-up units if the functioning CRAC unit becomes disabled.

In accordance with 22050 of the Public Contract Code and by the authority delegated to me by City of Turlock Resolution No. 2010-028, I, Reagan M. Wilson, as City Manager of the City of Turlock, hereby declare an emergency and: (1) order immediate replacement of the CRAC units described

above; and (2) instruct City staff to take any directly related and immediate action required by the emergency including, without limitation, procuring the necessary equipment, services, and supplies for these emergency purposes without giving notice for bids to let contracts.

Approved By:

Reagan M. Wilson
City Manager

Date:

7/15/2024

BEFORE THE CITY COUNCIL OF THE CITY OF TURLOCK

IN THE MATTER OF DELEGATING AUTHORITY TO THE CITY MANAGER TO DECLARE AN EMERGENCY AND ORDER REPAIR OF OR REPLACEMENT OF PUBLIC FACILITIES, TAKE ANY DIRECTLY RELATED AND IMMEDIATE ACTION REQUIRED BY THAT EMERGENCY, AND PROCURE THE NECESSARY EQUIPMENT, SERVICES, AND SUPPLIES FOR THOSE PURPOSES, WITHOUT GIVING NOTICE FOR BIDS TO LET CONTRACTS PURSUANT SECTION 22050(a)(1) AND 22050(b)(1) OF THE PUBLIC CONTRACT CODE	RESOLUTION NO. 2010-028

WHEREAS, there are times when sudden, unexpected occurrences pose a clear and imminent danger requiring immediate action to prevent or mitigate the loss or impairment of life, health, property or essential public services (hereinafter "emergency"); and

WHEREAS, during an emergency, time is of the essence and correcting these failures by formal bid processes is not feasible; and

WHEREAS, Section 22050(a)(1) of the Public Contract Code provides in the case of an emergency, a public agency pursuant to a 4/5ths vote of its governing body, may repair or replace a public facility, take any directly related and immediate action required by that emergency, and procure the necessary equipment, services, and supplies for those purposes, without giving notice for bids to let contracts; and

WHEREAS, Section 22050 (b) (1) of the Public Contract Code provides that the governing body by a 4/5ths vote may delegate by resolution to the City Manager the authority to order any action pursuant to 22050(a)(1).

NOW, THEREFORE, BE IT RESOLVED that the City Council of the City of Turlock does hereby, pursuant to section 22050(b)(1) of the Public Contract Code, delegate to the City Manager the authority to determine when an emergency exist and may repair or replace a public facility, take any directly related and immediate action required by the emergency, and procure the necessary equipment, services, and supplies for those purposes, without giving notice for bids to let contracts, pursuant to Public Contract Code section 22050(a)(1).

Pursuant to section 22050(b)(3) of the Public Contract Code, if the City Manager orders any action specified in the preceding paragraph, s/he shall report to the City Council

at its next meeting the reasons justifying why the emergency will not permit a delay resulting from a competitive solicitation for bids and why the action is necessary to respond to the emergency.

The City Council shall initially review the emergency action not later than seven days after the action, or at its next regularly scheduled meeting if that meeting will occur not later than 14 days after the action, and at least at every regularly scheduled meeting thereafter until the action is terminated, to determine, by 4/5ths vote, that there is a need to continue the action, unless the City Manager has terminated that action prior to the City Council reviewing the emergency action and making a determination

PASSED AND ADOPTED at a regular meeting of the City Council of the City of Turlock this 26th day of January 2010, by the following vote:

AYES:	Councilmembers Bublak, Howze, Jackson, Spycher and Mayor Lazar
NOES:	None
ABSTAIN:	None
NOT PARTICIPATING:	None
ABSENT:	None

ATTEST:

Rhonda Greenlee

Rhonda Greenlee, MMC
City Clerk, City of Turlock, County of Stanislaus, State of California

City Council Staff Report
August 13, 2024

From: Bill Morris, City Engineer

Prepared by: Tania Hernandez, Staff Services Analyst

Agendized by: Reagan M. Wilson, City Manager

1. ACTION RECOMMENDED:

Resolution: Approving the Engineer's Report for Fiscal Year 2024-2025 for all Landscaping and Lighting Assessment Districts and all Street Maintenance Benefit Assessment Areas in the City of Turlock

Resolution: Confirming diagrams, assessments, and ordering the levying and collection of assessments as originally proposed for Fiscal Year 2024-2025 for all Landscaping and Lighting Assessment Districts Exhibit A and all Street Maintenance Benefit Assessment Areas Exhibit B in the City of Turlock pursuant to Resolution No. 97-128

2. SYNOPSIS:

Final procedures for filing of the Annual Report for Fiscal Year 2024-2025 for all Landscaping and Lighting Assessment Districts and Street Maintenance Benefit Assessment Areas in the City of Turlock.

3. DISCUSSION OF ISSUE:

The Landscaping and Lighting Act of 1972 and the Benefit Assessment Act of 1982 allow for the formation of Assessment Districts and Benefit Assessment Areas. The purpose of assessment districts and benefit assessment areas is to ensure that development pays for its own maintenance and operation of streetlights, landscape maintenance, street sweeping, future slurry seals, and storm drainage facilities. The formation of assessment districts and benefit assessment areas allow the associated developments to be built and not impact existing City funds that maintain these components.

The filing of an annual report is required for each fiscal year assessments to be levied and collected. The Engineer of Work produces an Engineer's Report detailing the annual costs to each lot of each assessment district and benefit

assessment area which are collected on property taxes. The Engineer's Report is on file with the City Clerk and available to the public.

The proceedings for the filing of the annual report are conducted at two (2) Council meetings. The first meeting was held on July 23, 2024, at which time Council initiated the proceedings, declared the City's intention to levy and collect assessments, preliminarily approved the Engineer's Report, and appointed a time and place for the public hearing. In this second and final meeting, Council will conduct the public hearing and upon its conclusion, by resolution confirm the diagrams and assessments for Fiscal Year 2024-2025 for filing with the Stanislaus County Auditor.

4. BASIS FOR RECOMMENDATION:

A. Staff recommends the filing of the annual report to the County auditor.

B. City will receive funds collected from the County Auditor for the maintenance of landscaping, streetlights, storm drainage facilities, and streets.

5. FISCAL IMPACT / BUDGET AMENDMENT:

Fiscal Impact: Approximately $3,684,364 in revenue to Fund 246 "Landscape District."

6. STAFF RECOMMENDATION:

Recommend approval.

7. CITY MANAGER'S COMMENTS:

Recommend approval.

8. ENVIRONMENTAL DETERMINATION:

This action is not subject to the provisions of the California Environmental Quality Act (CEQA) in accordance with Section 15378 (Project) of the CEQA guidelines. This action consists of "organizational or administrative activities of governments that will not result in direct or indirect physical changes in the environment" and therefore is not considered a project.

9. ALTERNATIVES:

A. Decline to approve assessment reports and levy and collect assessments. Staff does not recommend this action because the City utilizes these funds for the maintenance of the streetlights, landscaping, storm drainage

facilities, and streets the assessment districts and benefit assessment areas.

10. ATTACHMENTS:

A. Draft resolution approving Engineer's Report

B. Draft resolution confirming diagrams, assessments, and ordering the levying and collection
Exhibit A: Landscaping and Lighting Assessment Districts
Exhibit B: Street Maintenance Benefit Assessment Areas

BEFORE THE CITY COUNCIL OF THE CITY OF TURLOCK

IN THE MATTER OF APPROVING THE ENGINEER'S REPORT FOR FISCAL YEAR 2024-2025 FOR ALL LANDSCAPING AND LIGHTING ASSESSMENT DISTRICTS AND ALL STREET MAINTENANCE BENEFIT ASSESSMENT AREAS IN THE CITY OF TURLOCK	**RESOLUTION NO. 2024-**

WHEREAS, on the 23rd day of July, 2024, the City Council of the City of Turlock adopted Resolution No. 2024-121, initiating proceedings for the filing of the Annual Report for Fiscal Year 2024-2025 for all Landscaping and Lighting Assessment Districts and all Street Maintenance Benefit Assessment Areas in the City of Turlock; and

WHEREAS, the City Council of the City of Turlock designated the City Engineer of the City of Turlock as the engineer of work for the purpose of preparing the Annual Report for Fiscal Year 2024-2025 for all Landscape and Lighting Assessment Districts and all Street Maintenance Benefit Assessment Areas in the City of Turlock; and

WHEREAS, the City Council of the City of Turlock ordered the City Engineer to prepare and file a report in accordance with Article 4 (commencing with section 22620) of Chapter 1 of the Landscaping and Lighting Act of 1972; and

WHEREAS, on the 23rd day of July, 2024, the City Engineer filed his report with the City Clerk for submission to the City Council; and

WHEREAS, the filed report contains the information statutorily required; and

WHEREAS, the City Council may approve the report, as filed, or may modify the report and approve it as modified.

NOW, THEREFORE, BE IT RESOLVED that the City Council of the City of Turlock does hereby approve the City Engineer's report as filed.

BE IT FURTHER RESOLVED that the proposed amount to be collected for some of the assessments has increased per the Engineering News Record (ENR), but will not exceed the maximum allowable, pursuant to City of Turlock Council Resolution 97-128.

BE IT FURTHER RESOLVED City of Turlock has determined and certifies that the proposed charges are either exempt from or are in compliance with all the provisions of Proposition 218 which was passed by voters in November 1996. The City Council of the City of Turlock further determines the charges are in compliance with all laws pertaining to the levy of such charges.

PASSED AND ADOPTED at a regular meeting of the City Council of the City of Turlock this 13th day of August, 2024, by the following vote:

AYES:
NOES:
NOT PARTICIPATING:
ABSENT:

ATTEST:

_____
Julie Christel, City Clerk,
City of Turlock, County of Stanislaus, State of California

BEFORE THE CITY COUNCIL OF THE CITY OF TURLOCK

IN THE MATTER OF CONFIRMING DIAGRAMS, ASSESSMENTS, AND ORDERING THE LEVYING AND COLLECTION OF ASSESSMENTS AS ORIGINALLY PROPOSED FOR FISCAL YEAR 2024-2025 FOR ALL LANDSCAPING AND LIGHTING ASSESSMENT DISTRICTS EXHIBIT A AND ALL STREET MAINTENANCE BENEFIT ASSESSMENT AREAS EXHIBIT B IN THE CITY OF TURLOCK PURSUANT TO RESOLUTION NO. 97-128	**RESOLUTION NO. 2024-**

WHEREAS, on the 23rd day of July, 2024, the City Council of the City of Turlock adopted Resolution No. 2024-121, initiating proceedings for the filing of the Annual Report for Fiscal Year 2024-2025 for all Landscaping and Lighting Assessment Districts and all Street Maintenance Benefit Assessment Areas in the City of Turlock; and

WHEREAS, the City Council of the City of Turlock designated the City Engineer of the City of Turlock as the Engineer of Work for the purpose of preparing the Annual Report for Fiscal Year 2024-2025 for all Landscape and Lighting Assessment Districts and all Street Maintenance Benefit Assessment Areas in the City of Turlock; and

WHEREAS, the City Council of the City of Turlock ordered the City Engineer to prepare and file a report in accordance with Article 4 (commencing with section 22620) of Chapter 1 of the Landscaping and Lighting Act of 1972; and

WHEREAS, on the 23rd day of July, 2024, the City Engineer filed his report with the City Clerk; and

WHEREAS, on the 23rd day of July, 2024, the City Council of the City of Turlock adopted Resolution No. 2024-120 declaring the City Council's intention for the levy and collection of assessments, preliminarily approving the Engineer's Report, and appointing a time and place for a public hearing for the existing Landscaping and Lighting Assessment Districts (Exhibit A) and Street Maintenance Benefit Assessment Areas (Exhibit B) in the City of Turlock for Fiscal Year 2024-2025; and

WHEREAS, pursuant to Streets and Highways Code §22625 and Government Code §53753, on Tuesday, the 13th day of August, 2024, at the hour of 6:00 p.m., prevailing local time, the City Council of the City of Turlock, at its regular meeting, conducted a public hearing on the question of the levying and collecting the proposed annual assessment. The public hearing was held in the Yosemite Room on the 2nd floor of City Hall at 156 S. Broadway, in Turlock, California; and

WHEREAS, at the public hearing, the City Council considered all oral statements and written protests made or filed by any interested party to the proposed annual assessment. Every person was permitted to present oral and/or written testimony.

WHEREAS, the City Council of the City of Turlock does hereby confirm the diagrams, assessments as originally proposed as set forth in the annual report of the Engineer of Work and hereby levies the assessment set forth therein for Fiscal Year 2024-2025 for all Landscaping and Lighting Assessment Districts and all Street Maintenance Benefit Assessment Areas in the City of Turlock pursuant to Resolution No. 97-128.

WHEREAS, the City of Turlock has determined and certifies that the charges are either exempt from or are in compliance with all the provisions of Proposition 218 which was passed by voters in November 1996. The City Council of the City of Turlock further determines the charges are in compliance with all laws pertaining to the levy of such charges. A certified copy of this resolution and report shall be delivered to the County Auditor-Controller's Office for the County of Stanislaus.

NOW THEREFORE IT BE RESOLVED that the City Council of the City of Turlock does confirm diagrams, assessments, and ordering the levying and collection of assessments as originally proposed for Fiscal Year 2024-2025 for all Landscaping and Lighting Assessment Districts Exhibit A and all Street Maintenance Benefit Assessment Areas Exhibit B in the City of Turlock pursuant to Resolution No. 97-128.

PASSED AND ADOPTED at a regular meeting of the City Council of the City of Turlock this 13th day of August, 2024, by the following vote:

AYES:
NOES:
NOT PARTICIPATING:
ABSENT:

ATTEST:

_____
Julie Christel, City Clerk,
City of Turlock, County of Stanislaus,
State of California

EXHIBIT A

Landscape and Lighting Act of 1972 Assessment Districts	
Amberwood	Dewar Estates No. 3
Apple Lane Estates	Dianne Business Park
Arlinda Estates	Dust Bowl Brewery
Ashley Estates	Dutch Bros
Asoofi Subdivision	Enterprise Park
Autumn Brook No. 1	Fairbanks Ranch
Autumn Brook No. 2	Ferreira Ranch Estates
Balboa Park (Fitzpatrick Apartments)	Ferreira Ranch Estates No. 2
Bandera	Ferreira Ranch Estates No. 3
Bandera No. 2	Ferreira Ranch Estates No. 4
Baptista Estates	Ferreira Ranch Estates No. 5
Baptista Estates No. 2	Festival
Blue Diamond	Fifth Street Community
California Freight	Florsheim NEMP (DeLaMotte) for Palermo
Calista Estates	Forest Oak No. 2
Campus Park No. 1,2 ,3	FQC 1347 N Palm
Campus Vista	Gabrielle Estates
Cedarcrest	Gemstone Estates
Cedarcrest No. 2	Gerald Court Estates
Centennial Place No. 2	Glenwood Park
Chevron Fulkerth	Health & Wellness Center
Cimmaron No. 1	Heartland Estates
Cimmaron No. 2	Heirlooms No. 1
Claremont Meadows	Heirlooms No. 2
Colorado Springs	Heirlooms No. 3
Cottage Park	Hervey Estates
Countryside No. 2	Hilmar Cheese
Countryside No. 3 & PM 01-08	Huntington Estates
Countryside No. 4	Huntington Estates No. 2
Countryside Estates	J&R Investments
Countryside Plaza	Jessica House
Danielle Estates	Johnson
Danielle Estates No. 2	Kandola
Del’s Lane Townhomes	Karampoor
Delta National Bank	L&M Industrial
Dewar Estates	Lauren Estates
Dewar Estates No. 2	Lauren Estates No. 2

EXHIBIT A

Landscape and Lighting Act of 1972 Assessment Districts	
Lauren Estates No. 3,4	Pinecrest Estates
Legends No. 1,2	Pinecrest Estates No. 2
Legends No. 3	Pinecrest Estates No. 3
Legends No. 4	PM 97-07 Kennedy/King
Legends No. 6	PM 00-03 Sondeno/Starkweather
Legends No. 7	PM 04-02 College Plaza
Legends North No. 1	PM 04-09 Gwin
Legends North No. 2	PM 05-01 Emanuel
Legends North No. 4	PM 05-03 Byung
Lewis Terrace Estates & PM 04-03	PM 05-07 Hawkeye Shopping Center
Les Chateaux	PM 05-09 Lewis
Liberty Industrial Park	PM 05-12 Heritage Homes
Makoor Estates	PM 07-06 Kevin Berger
Milestone	PM 11-04 Avena Bella
Montana Ave Industrial Park (Freitas)	PM 12-01 Moline
Montana Estates	PM 13-01 Sutter Gould
Monte Verde	PM 14-02 Quong & Jennie Doo
Monte Vista Crossings	PM 17-02 Turlock Corners LLC
Monte Vista Crossings North	PM 17-03 Scott
Monte Vista Estates	PM 17-04 Kuo
Monte Vista Manor	PM 17-05 680 D Street LLC
Monte Vista Village	PM 18-01 Nazmi
Mooneyham Estates	PM 18-02 Castle
Northern Sunrise Estates	PM 19-01 Warrior Crossing
Northern Sunrise Estates No. 2	PM 21-03 Bright
Northern Sunrise Estates No. 2A	PM 21-05 Hackler
Northern Sunrise Estates No. 3	Potter’s Landing
Northern Sunrise Estates No. 4	Project Hornet
Northlock Industrial Park	Promenade
Northview Meadows No. 2	Rhodes Estates
Northview Meadows No. 3	Rolling Hills
Old Vineyard	Rose Cottage
Olive Grove Manor	Rose Cottage No. 2
Ormi	Rose Cottage No. 3
Pereira No. 1,2	Rose Walk No. 1
Pereira No. 3	Rose Walk No. 2,3,4

EXHIBIT A

Landscape and Lighting Act of 1972 Assessment Districts	
Rose Walk No. 5	Valley Ventures PM 04-05
Shergill	Ventana
Sierra Oaks Apartments	Vermont Villas
Sondeno, Denny's, Jack-n-Box	Wyndfair Estates
Starbucks	
Sterling Oaks No. 1	
Sterling Oaks No. 2	
Sterling Oaks No. 4	
Sterling Oaks No. 5	
Sterling Oaks No. 6	
Summerfield	
Sun Ridge South	
Superstore 2600 Spengler Way	
Swanpark Estates	
Taco Bell	
Tamimi	
The Classics	
Tiffany Park	
Traditions	
Traditions No. 2	
Traditions No. 3	
Traditions No. 4,5	
Turlock 99 Business Park	
Turlock Auto Plaza	
Turlock Dental Care	
Turlock Multi-Family	
Turlock Park Villas (Commercial)	
Turlock Park Villas (Residential)	
Turlock Self Storage	
Turlock Village (Commercial)	
Turlock Village (Residential)	
Turlock Walnut Company	
US Cold Storage	
Valley Milk	
Villagio (Baptista)	
Voumard No. 1 (Rose Classics)	
Voumard No. 2	
Winter Haven	
Winter Haven No. 2	

EXHIBIT B

Benefit Assessment Act of 1982 Benefit Assessment Areas	
Added Space Comm. Center	Countryside Plaza
Alpine Estates	Danielle Estates
Amberwood	Danielle Estates No. 2
Anderson Estates	Del's Lane Townhomes
Apple Lane Estates	Delta National Bank
Arbor Estates No. 10	Dewar Estates
Arlinda Estates	Dewar Estates No. 2
Ashley Estates	Dewar Estates No. 3
Asoofi Subdivision	Dianne Business Park
Autumn Brook No. 1	Dust Bowl Brewery
Autumn Brook No. 2	Dutch Bros
Balboa Park (Fitzpatrick Apartments)	Eastbrook Estates
Bandera	Elizabeth Court
Bandera No. 2	Enterprise Park
Baptista Estates	Fairbanks Ranch
Baptista Estates No. 2	Ferreira Ranch Estates
Berkeley Woods	Ferreira Ranch Estates No. 2
Blue Diamond	Ferreira Ranch Estates No. 3
Bristol Park	Ferreira Ranch Estates No. 4
California Freight	Ferreira Ranch Estates No. 5
Calista Estates	Festival
Cambridge Place No. 6	Fifth Street Community
Campus Park No. 1,2,3	Florsheim (DeLaMotte) for Palermo
Cedarcrest	Forest Oak Estates
Cedarcrest No. 2	Forest Oak Estates No. 2
Centennial Place No. 2	FQC 1347 N Palm St
Chakkar Estates No. 2	Gabrielle Estates
Champagne Estates	Gemstone Estates
Chevron Fulkerth	Gerald Court Estates
Christel Estates	Glenwood Park
Cimmaron No. 1	Health & Wellness Center
Cimmaron No. 2	Heartland Estates
Claremont Meadows	Heirlooms No. 1
Colorado Springs	Heirlooms No. 2
Cottage Park	Heirlooms No. 3
Countryside No. 2	Hervey Estates
Countryside No. 3 & PM 01-08	Hilmar Cheese
Countryside No. 4	Hollis Manor
Countryside Estates	Huntington Estates

EXHIBIT B

Benefit Assessment Act of 1982 Benefit Assessment Areas	
Huntington Estates No. 2	Mooneyham Estates
J&R Investments	North Berkeley Estates
Jessica House	North Olive Estates No. 3,4
Johnson	Northern Sunrise Estates
Kandola	Northern Sunrise Estates No. 2
Karampoor	Northern Sunrise Estates No. 2A
Kensington Estates	Northern Sunrise Estates No. 3
Kirkwood No. 3	Northern Sunrise Estates No. 4
L&M Industrial	Northlock Industrial Park
Lauren Estates	Northview Meadows
Lauren Estates No. 2	Northview Meadows No. 2
Lauren Estates No. 3,4	Northview Meadows No. 3
Legends No. 1,2	Oak Park
Legends No. 3	Old Vineyard
Legends No. 4	Oleander Gardens
Legends No. 6	Ormi
Legends No. 7	Pereira No. 1,2
Legends North No. 1	Pereira No. 3
Legends North No. 2	Pinecrest Estates
Legends North No. 4	Pinecrest Estates No. 2
Les Chateaux	Pinecrest Estates No. 3
Lewis Street Manor	Pineridge Place
Lewis Terrace Estates & PM 04-03	Pleasant Valley Estates
Liberty Industrial Park	PM 97-07 Kennedy/King
Linwood Estates No. 1,2	PM 00-03 Sondeno/Starkweather
Linwood Estates No. 3	PM 04-02 College Plaza
Makoor Estates	PM 04-09 Gwin
McDonald Manor	PM 05-01 Emanuel
Milestone	PM 05-03 Byung
Montana Ave Industrial Park (Freitas)	PM 05-07 Hawkeye Shopping Center
Montana Estates	PM 05-09 Lewis
Monte Verde	PM 05-12 Heritage Homes
Monte Vista Crossings	PM 07-06 Kevin Berger
Monte Vista Crossings North	PM 11-04 Avena Bella
Monte Vista Estates	PM 12-01 Moline
Monte Vista Village	PM 13-01 Sutter Gould

EXHIBIT B

Benefit Assessment Act of 1982 Benefit Assessment Areas	
PM 14-02 Quong & Jennie Doo	Swan Park Estates
PM 17-02 Turlock Corners LLC	Taco Bell
PM 17-03 Scott	Tamimi
PM 17-04 Kuo	The Classics
PM 17-05 680 D Street LLC	Thorsen Estates No. 2
PM 18-01 Nazmi	Tiffany Park
PM 18-02 Castle	Traditions
PM 19-01 Warrior Crossing	Traditions No. 2
PM 21-03 Bright	Traditions No. 3
PM 21-05 Hackler	Traditions No. 4,5
Potter's Landing	Tuolumne East Estates
Project Hornet	Turlock 99 Business Park
Promenade	Turlock Dental Care
Rhodes Estates	Turlock Self Storage
Rolling Hills	Turlock Multi-Family
Rose Cottage	Turlock Park Villas (Commercial)
Rose Cottage No. 2	Turlock Park Villas (Residential)
Rose Cottage No. 3	Turlock Village (Commercial)
Rose Walk No. 1	Turlock Village (Residential)
Rose Walk No. 2,3,4	Turlock Walnut Company
Rose Walk No. 5	US Cold Storage
Royal Oaks	Valley Milk
Shergill	Valley Ventures PM 04-05
Sierra Oaks Apartments	Vasconcellos Estates
Silverado Heights	Ventana
Sondeno, Denny's, Jack-n-Box	Venture Park
Southern Belle Estates / PM 03-08	Vermont Villas
Starbucks	Villa Woods
Sterling Oaks No. 1	Villagio (Baptista)
Sterling Oaks No. 2	Voumard No. 1 (Rose Classics)
Sterling Oaks No. 4	Voumard No. 2
Sterling Oaks No. 5	W Main / Walnut
Sterling Oaks No. 6	Walnut Acres No. 2
Stonridge (Silver Oak)	Winter Haven No. 2
Summer Faire	Wyndfair Estates
Summerfield	
Sun Ridge South	
Superstore 2600 Spengler Way	

City Council Staff Report
August 13, 2024

From: Isaac Moreno, Finance Director

Prepared by: Isaac Moreno, Finance Director

Agendized by: Reagan M. Wilson, City Manager

1. ACTION RECOMMENDED:

Motion: Approve Measure A Expenditure Policy to establish guidelines on the use of three-quarter (3/4) cent transactions and use (sales) tax and how these funds shall be spent

2. SYNOPSIS:

During the 2024-2025 budget process, Staff was directed to develop a policy that defines how Measure A revenues will be utilized and to gather feedback from the Measure A Oversight Committee.

3. DISCUSSION OF ISSUE:

On July 6, 2020, City Council approved Ordinance 1281-CS amending the Turlock Municipal Code which established a ballot measure for a three-quarter (3/4) cent transactions and use (sales) tax. This ballot measure was identified as Measure A. On November 3, 2020 general municipal election, the City voters approved Measure A and as a result the City adopted the ordinance. During the 2024-2025 budget process, Staff was directed to develop a policy that defines how these revenues will be utilized and to gather feedback from the Measure A Oversight Committee.

On June 5, 2024, the Measure A Oversight Committee held a special meeting to discuss the development of a policy for Measure A expenditures. The committee was unanimous in stating that the Road Program was a primary expenditure and that funding should be increased above the current 50% allocation. In addition, the Committee felt that allocating the remaining percentage available to Public Safety and Park was the intent of the ballet measure.

With the feedback from City Council and the public during the Fiscal Year 2024-2025 budget process, as well as discussion with the Measure A Oversight Committee, staff has drafted the attached policy for further discussion with Council and adoption.

If adopted, the following budget amendments will be drafted and brought back to Council:

- 10% will no longer be transferred to General Fund reserves from Measure A
- Fiscal Year 2023-2024 Transfer from Measure A to General Fund reserves will be reversed

- All Full-Time Employee positions that are not part of the Roads Program, Public Safety, and Parks will be removed from Measure A and switched out for those that do qualify per the new policy
- Allocation of revenues will change to 55% going to the Roads Program (Fund 115) and 45% going to Public Safety and Parks (Fund 118)

Establishing the policy will provide staff, council, the oversight committee, and the public a clear guideline to how Measure A funds are to be expended.

4. BASIS FOR RECOMMENDATION:

Develop a guideline for how Measure A derived revenues should be spent.

5. FISCAL IMPACT / BUDGET AMENDMENT:

Currently no fiscal impact until budget amendment is developed and brought back to Council for action.

6. STAFF RECOMMENDATION:

Recommend approval based on feedback from the Fiscal Year 2024-2025 budget process and the Measure A Oversight Committee.

7. CITY MANAGER'S COMMENTS:

Recommends approval

8. ENVIRONMENTAL DETERMINATION:

This action is not subject to the provisions of the California Environmental Quality Act (CEQA) in accordance with Section 15378 (Project) of the CEQA guidelines. This action consists of "organizational or administrative activities of governments that will not result in direct or indirect physical changes in the environment" and therefore is not considered a project.

9. ALTERNATIVES:

A. Council could make modification(s) to the allocated percentages and approved expenditures.

10. ATTACHMENTS:

A. Measure A Expenditure Policy Draft

CITY OF TURLOCK

POLICY ON USE OF MEASURE A DERIVED REVENUES

A. Purpose

On July 6, 2020, City Council approved Ordinance 1281-CS amending the Turlock Municipal Code which established a ballot measure for a Three-Quarter (3/4) cent transactions and use (sales) tax. This ballot measure was identified as Measure A. On November 3, 2020 general municipal election, the City voters approved Measure A and as a result the City adopted the ordinance. During the 2024-2025 budget process, Staff was directed to develop a policy that defines how these revenues will be utilized and to gather feedback from the Measure A Oversight Committee.

B. Policy

It is City Policy that the transactions and use (sales) tax derived from Measure A be allocated for the Roads Program, Public Safety (Police and Fire), and Parks. The allocation of these funds will be as follows:

a. Roads Program (Fund 115) – 55%
b. Public Safety and Parks (Fund 118) – 45%

C. Expenses

These three programs may utilize these funds for staffing, capital projects, debt obligations, and any other expenditure that may assist with the Roads Program, Public Safety (Police and Fire), and Parks.

a. Roads program – 55% of all Measure A funds will be used as follows, but not limited to:
    i. Staffing
    ii. Capital expenditures
    iii. Professional Services – such as Engineering, Construction Management, Etc.
    iv. Debt Obligations
b. Public Safety and Parks – 45% of all Measure A funds will be used as follows, but not limited to:
    i. Staffing
    ii. Capital expenditures
    iii. Professional Services
    iv. Debt Obligations
    v. Equipment
    vi. Vehicles

D. Reserves

Measure A funds are allocated between two separate funds so each program does not impact the other. Each fund reserve can be used as follows:

a. Fund 115 – Roads Program may be for cashflow and any other obligation for managing the program.
b. Fund 118 – General Measure A may be used as follows:
    i. Capital expenditures such as equipment, repairs and maintenance of facilities, and other one-time costs.
    ii. General Fund – reserves may be utilized to assist the General Fund reserve, only if it drops below 15% and with Council authorization.

City Council Staff Report
August 13, 2024

From: Isaac Moreno, Finance Director

Prepared by: Isaac Moreno, Finance Director

Agendized by: Reagan M. Wilson, City Manager

1. ACTION RECOMMENDED:

Motion: Authorize Staff to allocate $5.0 million to CalPERS Unfunded Accrued Liability (UAL) from the Fiscal Year 2022-2023 General Fund Reserve Surplus

2. SYNOPSIS:

On May 2, 2023 the City Council adopted a General Fund Reserve Policy. This policy stipulates that Council will act annually on any surplus of funds over the approved 22.5% reserve amount.

3. DISCUSSION OF ISSUE:

On May 2, 2023 the City Council adopted a General Fund Reserve Policy that established levels of reserves. The purpose of this policy is to support the City during economic cycle fluctuations that affect City revenue generation, to secure greater stability in multi-year municipal financing, and to safeguard the public welfare and interest to provide continued service delivery to the Turlock residents, during unexpected revenue shortage or unplanned, necessary expenditures. This policy is intended to specify targets for the inflows and outflows of the General Fund Reserves, including the quantity of resources to be held in reserves and conditions under which reserves may be utilized. Annually, the Finance Department will inform Council of any surplus of reserves above the adopted 22.5%.

If it is determined that an operating surplus exists, Council may appropriate these funds for the following nonrecurring purposes:

1. Elimination of unfunded liabilities related to the City's Pension Obligations. Any surplus may be utilized to reduce the PERS Unfunded Accrued Liability (UAL) or fund a Section 115 Trust.

2. Reduction or avoidance of debt. If there is short-term debt within the General Fund, the surplus may be applied to reduce, or eliminate, the debt if determined to be advantageous for the City. If a borrowing is scheduled, the surplus may be used to reduce the principal amount the City needs to obtain if determined to be advantageous for the City.

3. Capital improvements and purchases. Surplus funds may be used for capital improvements and equipment purchases that are not financed with borrowings or other contributions.

At the March 12, 2024 City Council meeting, staff was directed to allocate $5.0 million to a Section 115 Trust to establish a Pension Stabilization Fund, $2.2 million to a Capital Improvement Fund and $6.0 million to the Roads Program. However, during the Fiscal Year 2024-2025 budget discussions, the allocation of the $5.0 million to a Section 115 Trust was removed, and staff was directed by Council to bring this item back at a future meeting.

Recently, CalPERS reported that the preliminary return on investments for Fiscal Year 2023-2024 was 9.3%. Under the current provisions of the CalPERS Asset Liability Management process, investment returns that exceed the established 6.8% discount rate require the Board of Administration to review whether to lower the rate for future years. This process is included in the CalPERS Funding Risk Mitigation Policy. Any reduction in the assumed discount rate will require all members to contribute more as part of the normal cost.

In an attempt to complete a risk assessment of this reduction, Staff utilized a tool provided by CalPERS to calculate how an Additional Discretionary Payment (ADP) would impact the plan. Attached, as Exhibit B, is a projection of how a $5.0 million ADP will impact the Safety Police Plan. Per the schedule, there would be an estimated $5.3 million in interest savings over a period of 20 years.

Implementing an ADP will assist with future year budget impacts and by using the Safety Police Plan the full impact of the saving will stay within the General Fund.

4. BASIS FOR RECOMMENDATION:

Additional Discretionary Payment (ADP) will assist in future budget year impacts for the General Fund in an estimated amount of $5.3 million.

5. FISCAL IMPACT / BUDGET AMENDMENT:

No fiscal impact for budget year 2024-2025, however, future budget cycles estimate an interest savings of $544,893 annually.

6. STAFF RECOMMENDATION:

Staff recommends approval based on an estimated savings of $5.3 million over 20 years.

7. CITY MANAGER'S COMMENTS:

Recommends approval

8. ENVIRONMENTAL DETERMINATION:

This action is not subject to the provisions of the California Environmental Quality Act (CEQA) in accordance with Section 15378 (Project) of the CEQA guidelines. This action consists of “organizational or administrative activities of governments that will not result in direct or indirect physical changes in the environment” and therefore is not considered a project.

9. ALTERNATIVES:

A. Council could recommend a different allocation amount to the UAL or another approved project per the reserve policy.

10. ATTACHMENTS:

A. General Fund Reserve Exhibit
B. Additional Discretionary Payment (ADP) projection Exhibit

General Fund Reserve Balance

Fund Balance Category	6/30/2020 Actual	6/30/2021 Actual	6/30/2022 Actual	6/30/2023 Projected, pending audit	6/30/2024 Projected, based on budget
ASSIGNED:					
Compensated Absences at 20%	540,736	559,098	536,270	552,523	552,523
Resolution 2011-123 $6.5 million (Fund 111)	6,500,000	6,500,000	6,500,000	6,500,000	6,500,000
UNASSIGNED:	3,103,767	8,324,318	11,737,199	21,742,223	24,082,665
TOTAL GENERAL FUND RESERVE BALANCE	$ 10,144,503	$ 15,383,416	$ 18,773,469	$ 28,794,746	$ 31,135,188
				audit in progress	based on budget
Increase / (Decrease) in Unassigned from PFY	1,019,005	5,220,551	3,412,881	10,005,024	2,340,442 *
** Includes 10% of Measure A revenue to rebuild General Fund Unassigned Reserve*					
To be determined by Council					(5,000,000)
Less Transfer to Fund 112 for Capital Improvements (included in Committed below)					(2,200,000)
Less Transfer to Fund 115 Measure A Roads (included in Committed below)					(6,000,000)
GENERAL FUND RESERVE BALANCE					17,935,188

Other Reserve Balances

Fund Balance Category	6/30/2020 Actual	6/30/2021 Actual	6/30/2022 Actual	6/30/2023 Projected, pending audit	6/30/2024 Projected, based on budget
COMMITTED:					
Pending Council Direction					5,000,000
Fund 112 - GF Reserve for Capital Purchases					2,200,000
Fund 113 - Parks, Arts & Rec Commission	1,281	1,281	1,281	1,281	-
Fund 116 - Public Safety	670,127	954,219	1,279,354	1,671,480	1,975,022
Fund 117 - Cannabis		1,186,840	2,470,022	1,250,565	(140,184)
Fund 115 - Measure A Roads		1,612,303	6,672,635	11,325,952	8,932,968
Fund 118 - Measure A		1,288,174	7,823,566	6,160,016	5,463,185
Fund 119 - ARPA		-	6,703,462	9,108,284	5,132,392
Fund 120 - Tourism	1,188,360	1,489,656	1,602,242	1,599,853	925,826
TOTAL COMMITTED BALANCES	$ 1,859,768	$ 6,532,473	$ 26,552,562	$ 31,117,431	$ 29,489,209
INTERNAL SERVICE FUND:					
Fund 501 - Information Technology	401,822	603,227	758,909	836,986	836,986

Start in Fiscal Year:	**2026-27**
Fresh Start Period:	**10**
Press to turn FS ON/OFF:	
Press to calculate Soft FS:	

MVA 6/30/2023
$83,201,851
Funded Ratio 2023 val
71.0%

	Total Payments	$ 52,442,284	**24-25 ADP Amount**		Total Payments	$ 47,089,320	$ (5,352,964)
	Interest Paid	$ 20,538,284	$ 5,000,000	**24 - 25 Payment Date**	Interest Paid	$ 15,185,320	
			8/8/2024		**Total Savings**	**$ 5,352,964**	

	Original Schedule			Altered Schedule				
FY	BOY Balance	Mid-Year Payment	Total ADP (Valued Mid-year)	BOY Balance	Mid-Year Payment	Contribution Difference	Projected Funded Ratio End of Year
2023-24	$ 34,048,782	$ 2,001,301		$ 34,048,782	$ 2,001,301		**73.5%**
2024-25	$ 32,234,000	$ 2,439,993	$ 5,130,803	$ 32,234,000	$ 2,439,993	$ *5,000,000*	**78.9%**
2025-26	$ 31,904,000	**$ 2,819,284**	$ -	$ 26,602,000	**$ 2,448,320**	***$ (370,964)***	**80.3%**
2026-27	$ 31,160,000	$ 2,984,000	$ -	$ 25,881,000	$ 2,602,000	$ *(382,000)*	**81.7%**
2027-28	$ 30,195,000	$ 3,109,000	$ -	$ 24,951,000	$ 2,717,000	$ *(392,000)*	**83.2%**
2028-29	$ 29,035,000	$ 3,443,000	$ -	$ 23,840,000	$ 3,040,000	$ *(403,000)*	**84.8%**
2029-30	$ 27,452,000	$ 3,472,000	$ -	$ 22,319,000	$ 3,058,000	$ *(414,000)*	**86.5%**
2030-31	$ 25,730,000	$ 3,490,000	$ -	$ 20,676,000	$ 3,064,000	$ *(426,000)*	**88.1%**
2031-32	$ 23,873,000	$ 3,560,000	$ -	$ 18,916,000	$ 3,123,000	$ *(437,000)*	**89.8%**
2032-33	$ 21,817,000	$ 3,532,000	$ -	$ 16,975,000	$ 3,082,000	$ *(450,000)*	**91.4%**
2033-34	$ 19,650,000	$ 3,500,000	$ -	$ 14,945,000	$ 3,037,000	$ *(463,000)*	**92.9%**
2034-35	$ 17,370,000	$ 3,426,000	$ -	$ 12,822,000	$ 2,950,000	$ *(476,000)*	**94.3%**
2035-36	$ 15,010,000	$ 3,295,000	$ -	$ 10,645,000	$ 2,806,000	$ *(489,000)*	**95.7%**
2036-37	$ 12,625,000	$ 3,057,000	$ -	$ 8,468,000	$ 2,554,000	$ *(503,000)*	**96.9%**
2037-38	$ 10,325,000	$ 2,167,000	$ -	$ 6,404,000	$ 1,650,000	$ *(517,000)*	**97.6%**
2038-39	$ 8,787,000	$ 1,999,000	$ -	$ 5,134,000	$ 1,467,000	$ *(532,000)*	**98.2%**
2039-40	$ 7,319,000	$ 1,864,000	$ -	$ 3,967,000	$ 1,318,000	$ *(546,000)*	**98.8%**
2040-41	$ 5,891,000	$ 1,778,000	$ -	$ 2,875,000	$ 1,217,000	$ *(561,000)*	**99.3%**
2041-42	$ 4,454,000	$ 1,540,000	$ -	$ 1,813,000	$ 963,000	$ *(577,000)*	**99.6%**
2042-43	$ 3,165,000	$ 1,271,000	$ -	$ 941,000	$ 678,000	$ *(593,000)*	**99.9%**
2043-44	$ 2,067,000	$ 2,136,000	$ -	$ 305,000	$ 315,000	$ *(1,821,000)*	**100.0%**
2044-45	$ -	$ -	$ -	$ -	$ -	$ -	**100.0%**
2045-46	$ -	$ -	$ -	$ -	$ -	$ -	**100.0%**
2046-47	$ -	$ -	$ -	$ -	$ -	$ -	**100.0%**
2047-48	$ -	$ -	$ -	$ -	$ -	$ -	**100.0%**
2048-49	$ -	$ -	$ -	$ -	$ -	$ -	**100.0%**
2049-50	$ -	$ -	$ -	$ -	$ -	$ -	**100.0%**
2050-51	$ -	$ -	$ -	$ -	$ -	$ -	**100.0%**
2051-52	$ -	$ -	$ -	$ -	$ -	$ -	**100.0%**
2052-53	$ -	$ -	$ -	$ -	$ -	$ -	**100.0%**
2053-54	$ -	$ -	$ -	$ -	$ -	$ -	**100.0%**
2054-55	$ -	$ -	$ -	$ -	$ -	$ -	**100.0%**

Back to Instructions

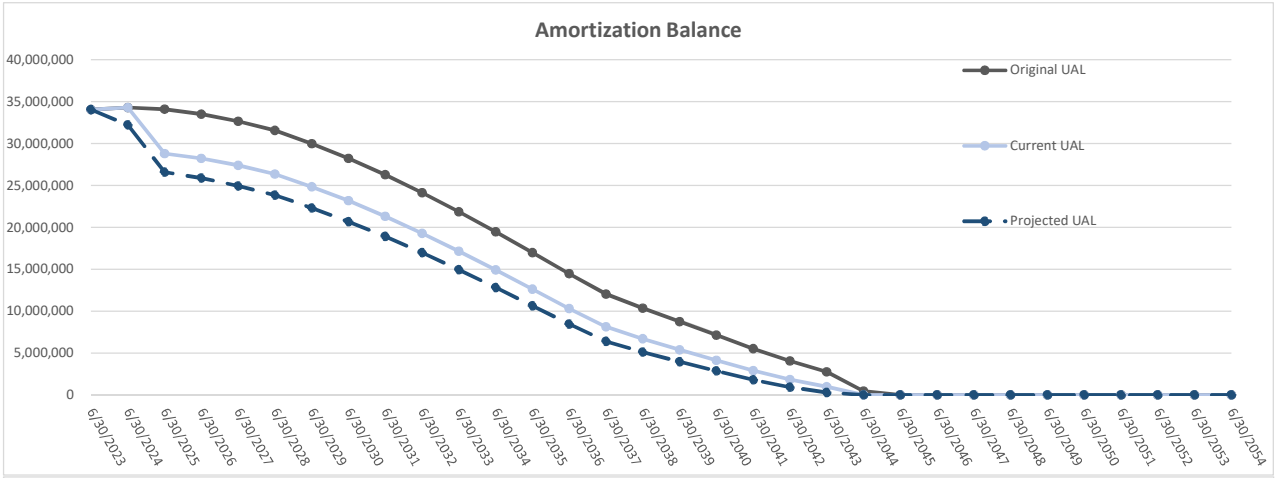

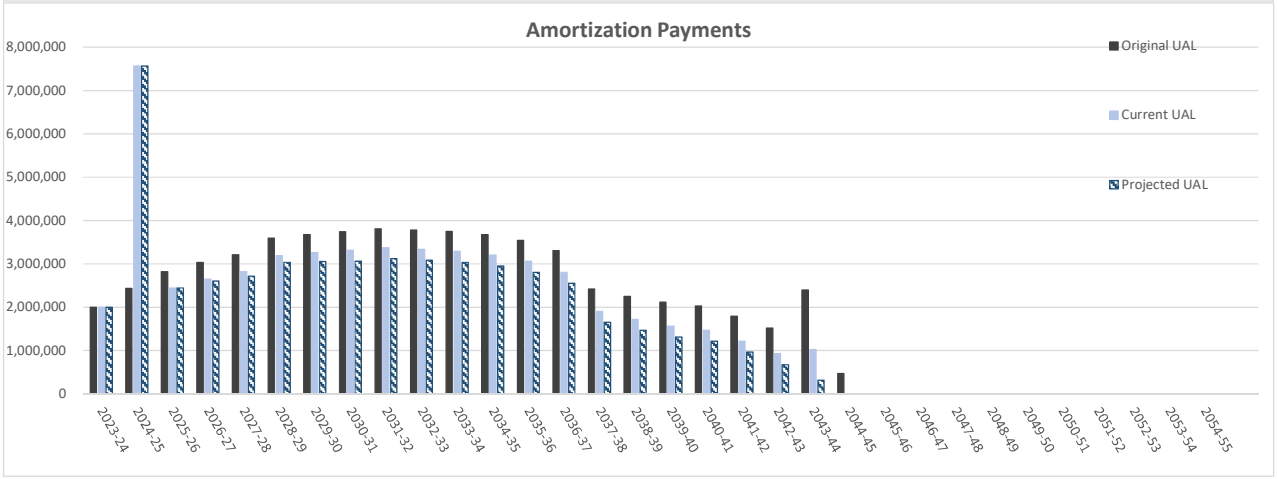

Please Select Payment Schedules to Compare

Schedules

☑	Original UAL
☑	Current UAL
☑	Projected UAL

City Council Staff Report
August 13, 2024

From: Adrienne Werner, Interim Development Services Director

Prepared by: Jennifer Figueroa, Housing Program Manager

Agendized by: Reagan M. Wilson, City Manager

1. ACTION RECOMMENDED:

Resolution: Finding and declaring that the real property owned by the City of Turlock located at 901 High Street, Turlock California, Stanislaus County (APN 050-003-024), is no longer necessary for the City's use and is exempt surplus land as defined in California Government Code section 54221(f)(1)(B) based upon the true and correct written findings found in this Resolution, and authorizes the City Manager or designee to send the exemption determination to the California Department of Housing and Community Development and to take any other necessary actions to comply with the requirements of the Surplus Land Act.

Resolution: Finding and declaring that the real property owned by the City of Turlock located at 829 & 831 Vermont Avenue, Turlock California, Stanislaus County (APN 050-035-011), is no longer necessary for the City's use and is exempt surplus land as defined in California Government Code section 54221(f)(1)(B) based upon the true and correct written findings found in this Resolution, and authorizes the City Manager or designee to send the exemption determination to the California Department of Housing and Community Development and to take any other necessary actions to comply with the requirements of the Surplus Land Act.

Resolution: Finding and declaring that the real property owned by the City of Turlock located at 1205 Lambert Way, Turlock California, Stanislaus County (APN 061-040-013), is no longer necessary for the City's use and is exempt surplus land as defined in California Government Code section 54221(f)(1)(B) based upon the true and correct written findings found in this Resolution, and authorizes the City Manager or designee to send the exemption determination to the California

Department of Housing and Community Development and to take any other necessary actions to comply with the requirements of the Surplus Land Act.

2. SYNOPSIS:

Council consideration to approve the declaration of three (3) City-owned properties as exempt surplus land in accordance with Government Code Sections 54220-54234.

3. DISCUSSION OF ISSUE:

Assembly Bill (AB) 1486 and AB 1255 made changes to the Surplus Land Act (SLA) found in Government Code, Title 5, Division 2, Part 1, Chapter 5, Article 8, a state law which governs disposition of city lands. The stated general purpose of the amendments was to promote affordable housing development on unused or undeveloped public land throughout the state to respond to the existing affordable housing crisis. The amendments strengthened reporting and enforcement provisions of the SLA and have changed the process a local agency must go through prior to disposing of property owned by the local agency.

The Surplus Land Act, Government Code Sections 54220-54233 ("Act"), provides that land shall be declared either "surplus land" or "exempt surplus land" before the City may dispose of it consistent with the City's policies and procedures. Under the Act, surplus land is land owned in fee simple by the City for which the City Council takes formal action in a regular public meeting declaring the land is surplus and not necessary for the City's use. Under the Act, land is necessary for the City's use if the land is being used, or is planned to be used pursuant to a written plan adopted by the City Council, for City work or operations. Land may be determined to be exempt surplus land if it meets one of the exemptions in the Act.

The City owns three (3) properties purchased with the intent to rehabilitate the housing units up to housing quality standards and transfer the properties to non-profit agencies to provide and sustain affordable housing units within the City of Turlock. Details about the specifics of each property are provided below.

The action before Council tonight is a necessary step prior to awarding the Request for Proposals (RFPs) and transferring these properties to non-profits. This action does not authorize the awarding of the RFPs or transfer the properties. A separate item will be brought back to Council for these matters.

Property can be determined to be "exempt surplus land" in accordance with Government Code Section 54221(f)(1)(B) if the property is less than one-half acre and is not contiguous to land owned by a state or local agency that is used for

open-space or low-and moderate-income housing purposes. All three properties meet these criteria. If Council declares the properties "exempt surplus land" and adopts the proposed resolutions, the resolutions will then be sent to HCD for a 30-day review period.

901 High Street

The property located at 901 High Street, Turlock, CA is a duplex (2 units) that was purchased in 2019 and rehabilitated with CDBG funds and is currently occupied with income eligible tenants. This property is approximately 8,700 square feet in size and is not adjacent to land owned by a state or local agency that is used for low- and moderate-income housing.

829 & 831 Vermont Avenue

The property located at 829-831 Vermont Avenue, Turlock, CA includes two (2) single family homes on one property. It was purchased with CDBG funds in 2022 and is currently occupied with two (2) income eligible Veteran families. Rehabilitation of the units was not required. This property is approximately 9,313 square feet in size and is not adjacent to land owned by a state or local agency that is used for low- and moderate-income housing.

1205 Lambert Way

The property located at 1205 Lambert Way, Turlock, CA is a four-plex that was purchased with HOME funds in 2020 and is currently being rehabilitated using HOME and PLHA funds. The property is currently occupied with one (1) tenant. Once rehabilitation and transfer of the property are completed, the other three (3) units will also be filled with income eligible tenants. This property is approximately 10,032 square feet in size and is not adjacent to land owned by a state or local agency that is used for low- and moderate-income housing.

4. BASIS FOR RECOMMENDATION:

A. Government Code Section 54220-54234, The Surplus Land Act, requires property owned by a local agency be declared "Surplus Land" or "Exempt Surplus Land" by the governing body at a regular public meeting supported by written findings before the local agency may dispose of the property.

B. A property may be declared "Exempt Surplus Land" under Government Code Section 54221(f)(1)(B) if the property is less than one-half acre and is not contiguous to land owned by a state or local agency that is used for open-space or low-and moderate-income housing purposes. The properties meet this criteria.

5. FISCAL IMPACT / BUDGET AMENDMENT:

No Fiscal Impact has been identified.

6. STAFF RECOMMENDATION:

Recommends declaring the properties are “Exempt Surplus Land”.

7. CITY MANAGER’S COMMENTS:

Recommends Approval.

8. ENVIRONMENTAL DETERMINATION:

The housing units at 901 High Street and 1205 Lambert only required issuance of a building permit for the work done to rehabilitate the structures, therefore in accordance with Section 15268 of the CEQA Guidelines the projects are Exempt from the provisions of CEQA.

The housing units at 829 & 831 Vermont only involved the purchase of two existing single-family homes located on one lot and the placement of income eligible tenants in the homes and the action before Council consists of determining the property is “exempt surplus land”. Therefore, under Section 15378 of the CEQA Guidelines this action does not constitute a project as the action does not have the potential for resulting in either a direct or reasonably foreseeable indirect physical change in the environment.

901 High Street

The NEPA Environmental review concluded on February 7th, 2020 that this project is categorically excluded per 24 CFR 58.35 (a), and subject or laws and regulation at 24 CFR 50.4, 58.5 and 58.6 Acquisition, Minor Rehabilitation and Deposition.

829 & 831 Vermont Avenue

The NEPA Environmental review concluded on April 15th, 2022 that this project is categorically excluded and converts to exempt per 24 CFR 58.34(a)(12) , because it does not require any mitigation for compliance with any listed statutes or authorities.

1205 Lambert

The NEPA Environmental review concluded on October 9th, 2020 that this project is categorically excluded per 24 CFR 58.35 (a), and subject to laws and regulation

at 24 CFR 50.4, 58.5 and 58.6 Acquisition, Minor Rehabilitation and Deposition and was determined to be categorically excluded and converted to Exempt per Section 58.34(a)(12) because it does not require any mitigation for compliance with any listed statues or authorities.

9. ALTERNATIVES:

A. The Council could choose to not declare any of the three (3) properties as exempt surplus land. This alterative is not recommended as this declaration allows the City of Turlock to move forward in transferring the properties. The proposed action does not authorize the transfer of the property as the action to transfer the property and the terms in which the transfers would be made will come back to City Council as a separate action. If the properties cannot be transferred, the City of Turlock would then have to continue the role of property managers, which is not recommended.

10. ATTACHMENTS:

A. Resolution 901 High Street
B. Resolution 829 & 831 Vermont
C. Resolution 1205 Lambert Way

BEFORE THE CITY COUNCIL OF THE CITY OF TURLOCK

IN THE MATTER OF FINDING AND DECLARING THAT THE REAL PROPERTY OWNED BY THE CITY OF TURLOCK LOCATED AT 901 HIGH STREET, TURLOCK, CALIFORNIA, STANISLAUS COUNTY (APN 050-003-024), IS NO LONGER NECESSARY FOR THE CITY'S USE AND IS EXEMPT SURPLUS LAND AS DEFINED IN CALIFORNIA GOVERNMENT CODE SECTION 54221(F)(1)(B) BASED UPON THE TRUE AND CORRECT WRITTEN FINDINGS FOUND IN THIS RESOLUTION, AND AUTHORIZES THE CITY MANAGER OR DESIGNEE TO SEND THE EXEMPTION DETERMINATION TO THE CALIFORNIA DEPARTMENT OF HOUSING AND COMMUNITY DEVELOPMENT AND TO TAKE ANY OTHER NECESSARY ACTIONS TO COMPLY WITH THE REQUIREMENTS OF THE SURPLUS LAND ACT	**RESOLUTION NO. 2024-**

WHEREAS, the City of the Turlock (the "City") owns certain property located at 901 High Street, Turlock, California, Stanislaus County, APN 050-003-024 (the "Property"); and

WHEREAS, the City desires to transfer the property to a non-profit agency to use as affordable housing; and

WHEREAS, the City must comply with Government Code Sections 54220-54234, The Surplus Land Act, prior to disposition of the Property; and

WHEREAS, certain provisions of the Surplus Land Act shall not apply to the disposition of the Property if the Property is exempt surplus land as defined in Government Code Section 54221(f)(1); and

WHEREAS, pursuant to the Surplus Land Act, the City Council must take formal action during a regular public meeting to declare that the Property is exempt surplus land, as supported by written findings; and

WHEREAS, Government Code Section 54221(f)(1)(B) defines exempt surplus land to include property that is less than one-half acres in area and is not adjacent to land owned by state or local agency that is used for low- and moderate-income housing; and

WHEREAS, the Property is approximately 8,700 square feet in size and thus less than one-half acre in area; and

WHEREAS, the Property is not adjacent to land owned by state or local agency that is used for low- and moderate-income housing; and

WHEREAS, pursuant to the Surplus Land Act Guidelines issued by the California Department of Housing and Community Development ("HCD") to interpret and implement the Surplus Land Act, the City Council's determination that the Property is exempt surplus land must be provided to HCD for its review at least 30 days prior to disposition; and

NOW, THEREFORE, BE IT RESOLVED that the City Council of the City of Turlock does hereby find and declare that the real property owned by the City of Turlock located at 901 High Street, Turlock, California, Stanislaus County (APN 050-003-024), is no longer necessary for the City's use and is exempt surplus land as defined in California Government Code section 54221(f)(1)(B) based upon the true and correct written findings found in this Resolution, and authorizes the City Manager or designee to send the exemption determination to the California Department of Housing and Community Development and to take any other necessary actions to comply with the requirements of the Surplus Land Act.

PASSED AND ADOPTED at a regular meeting of the City Council of the City of Turlock this 13th day of August, 2024, by the following vote:

AYES:
NOES:
NOT PARTICIPATING:
ABSENT:

ATTEST:

_____
Julie Christel, City Clerk,
City of Turlock, County of Stanislaus,
State of California

BEFORE THE CITY COUNCIL OF THE CITY OF TURLOCK

IN THE MATTER OF FINDING AND DECLARING THAT THE REAL PROPERTY OWNED BY THE CITY OF TURLOCK LOCATED AT 829 & 831 VERMONT AVENUE, TURLOCK, CALIFORNIA, STANISLAUS COUNTY (APN 050-035-011), IS NO LONGER NECESSARY FOR THE CITY'S USE AND IS EXEMPT SURPLUS LAND AS DEFINED IN CALIFORNIA GOVERNMENT CODE SECTION 54221(F)(1)(B) BASED UPON THE TRUE AND CORRECT WRITTEN FINDINGS FOUND IN THIS RESOLUTION, AND AUTHORIZES THE CITY MANAGER OR DESIGNEE TO SEND THE EXEMPTION DETERMINATION TO THE CALIFORNIA DEPARTMENT OF HOUSING AND COMMUNITY DEVELOPMENT AND TO TAKE ANY OTHER NECESSARY ACTIONS TO COMPLY WITH THE REQUIREMENTS OF THE SURPLUS LAND ACT	**RESOLUTION NO. 2024-**

WHEREAS, the City of the Turlock (the "City") owns certain property located at 829 & 831 Vermont, Turlock, California, Stanislaus County, APN 050-035-011 (the "Property"); and

WHEREAS, the City desires to transfer the property to a non-profit agency to use as affordable housing; and

WHEREAS, the City must comply with Government Code Sections 54220-54234, The Surplus Land Act, prior to disposition of the Property; and

WHEREAS, certain provisions of the Surplus Land Act shall not apply to the disposition of the Property if the Property is exempt surplus land as defined in Government Code Section 54221(f)(1); and

WHEREAS, pursuant to the Surplus Land Act, the City Council must take formal action during a regular public meeting to declare that the Property is exempt surplus land, as supported by written findings; and

WHEREAS, Government Code Section 54221(f)(1)(B) defines exempt surplus land to include property that is less than one-half acres in area and is not adjacent to land owned by state or local agency that is used for low- and moderate-income housing; and

WHEREAS, the Property is approximately 9,313 square feet in size and thus less than one-half acre in area; and

WHEREAS, the Property is not adjacent to land owned by state or local agency that is used for low- and moderate-income housing;

WHEREAS, pursuant to the Surplus Land Act Guidelines issued by the California Department of Housing and Community Development ("HCD") to interpret and implement the Surplus Land Act, the City Council's determination that the Property is exempt surplus land must be provided to HCD for its review at least 30 days prior to disposition; and

NOW, THEREFORE, BE IT RESOLVED that the City Council of the City of Turlock does hereby find and declare that the real property owned by the City of Turlock located at 829 & 831 Vermont Avenue, Turlock, California, Stanislaus County (APN 050-035-011), is no longer necessary for the City's use and is exempt surplus land as defined in California Government Code section 54221(f)(1)(B) based upon the true and correct written findings found in this Resolution, and authorizes the City Manager or designee to send the exemption determination to the California Department of Housing and Community Development and to take any other necessary actions to comply with the requirements of the Surplus Land Act.

PASSED AND ADOPTED at a regular meeting of the City Council of the City of Turlock this 13th day of August, 2024, by the following vote:

AYES:
NOES:
NOT PARTICIPATING:
ABSENT:

ATTEST:

_____
Julie Christel, City Clerk,
City of Turlock, County of Stanislaus,
State of California

BEFORE THE CITY COUNCIL OF THE CITY OF TURLOCK

IN THE MATTER OF FINDING AND DECLARING THAT THE REAL PROPERTY OWNED BY THE CITY OF TURLOCK LOCATED AT 1205 LAMBERT WAY, TURLOCK, CALIFORNIA, STANISLAUS COUNTY (APN 061-040-013), IS NO LONGER NECESSARY FOR THE CITY'S USE AND IS EXEMPT SURPLUS LAND AS DEFINED IN CALIFORNIA GOVERNMENT CODE SECTION 54221(F)(1)(B) BASED UPON THE TRUE AND CORRECT WRITTEN FINDINGS FOUND IN THIS RESOLUTION, AND AUTHORIZES THE CITY MANAGER OR DESIGNEE TO SEND THE EXEMPTION DETERMINATION TO THE CALIFORNIA DEPARTMENT OF HOUSING AND COMMUNITY DEVELOPMENT AND TO TAKE ANY OTHER NECESSARY ACTIONS TO COMPLY WITH THE REQUIREMENTS OF THE SURPLUS LAND ACT	**RESOLUTION NO. 2024-**

WHEREAS, the City of the Turlock (the "City") owns certain property located at 1205 Lambert Way, Turlock, California, Stanislaus County, APN 061-040-013 (the "Property"); and

WHEREAS, the City desires to transfer the property to a non-profit agency to use as affordable housing; and

WHEREAS, the City must comply with Government Code Sections 54220-54234, The Surplus Land Act, prior to disposition of the Property; and

WHEREAS, certain provisions of the Surplus Land Act shall not apply to the disposition of the Property if the Property is exempt surplus land as defined in Government Code Section 54221(f)(1); and

WHEREAS, pursuant to the Surplus Land Act, the City Council must take formal action during a regular public meeting to declare that the Property is exempt surplus land, as supported by written findings; and

WHEREAS, Government Code Section 54221(f)(1)(B) defines exempt surplus land to include property that is less than one-half acres in area and is not adjacent to land owned by state or local agency that is used for low- and moderate-income housing; and

WHEREAS, the Property is approximately 10,032 square feet in size and thus less than one-half acre in area; and

WHEREAS, the Property is not adjacent to land owned by state or local agency that is used for low- and moderate-income housing; and

WHEREAS, pursuant to the Surplus Land Act Guidelines issued by the California Department of Housing and Community Development ("HCD") to interpret and implement the Surplus Land Act, the City Council's determination that the Property is exempt surplus land must be provided to HCD for its review at least 30 days prior to disposition; and

NOW, THEREFORE, BE IT RESOLVED that the City Council of the City of Turlock does hereby find and declare that the real property owned by the City of Turlock located at 1205 Lambert Way, Turlock, California, Stanislaus County (APN 061-040-013), is no longer necessary for the City's use and is exempt surplus land as defined in California Government Code section 54221(f)(1)(B) based upon the true and correct written findings found in this Resolution, and authorizes the City Manager or designee to send the exemption determination to the California Department of Housing and Community Development and to take any other necessary actions to comply with the requirements of the Surplus Land Act.

PASSED AND ADOPTED at a regular meeting of the City Council of the City of Turlock this 13th day of August, 2024, by the following vote:

AYES:
NOES:
NOT PARTICIPATING:
ABSENT:

ATTEST:

_____
Julie Christel, City Clerk,
City of Turlock, County of Stanislaus,
State of California

City Council Staff Report
August 13, 2024

From: Anthony Sims, Economic Development Director-Communications Officer

Prepared by: Anthony Sims, Economic Development Director-Communications Officer

Agendized by: Reagan M. Wilson, City Manager

1. ACTION RECOMMENDED:

Resolution: Finding and declaring that the real property owned by the City of Turlock located at 140 S. First Street, Turlock, California, Stanislaus County (APN 061-016-031) is no longer necessary for the City's use and is exempt surplus land as defined in California Government Code section 54221(f)(1)(B) based upon the true and correct written findings found in this Resolution, and authorizes the City Manager or designee to send the exemption determination to the California Department of Housing and Community Development and to take any other necessary actions to comply with the requirements of the Surplus Land Act.

2. SYNOPSIS:

Council consideration to approve the declaration of City-owned property, 140 S. First Street, Turlock, California as exempt surplus land in accordance with Government Code Sections 54220-54234.

3. DISCUSSION OF ISSUE:

Assembly Bill (AB) 1486 and AB 1255 made changes to the Surplus Land Act (SLA) found in Government Code, Title 5, Division 2, Part 1, Chapter 5, Article 8, a state law which governs disposition of city lands. The stated general purpose of the amendments was to promote affordable housing development on unused or undeveloped public land throughout the state to respond to the existing affordable housing crisis. The amendments strengthened reporting and enforcement provisions of the SLA and have changed the process a local agency must go through prior to disposing of property owned by the local agency.

The Surplus Land Act, Government Code Sections 54220-54233 ("Act"), provides that land shall be declared either "surplus land" or "exempt surplus land" before the City may dispose of it consistent with the City's policies and procedures. Under the Act, surplus land is land owned in fee simple by the City for which the City Council takes formal action in a regular public meeting declaring the land is surplus and not necessary for the City's use. Under the Act, land is necessary for the City's use if the land is being used, or is planned to be used pursuant to a written plan adopted by the City Council, for City work or operations. Land may be determined to be exempt surplus land if it meets one of the exemptions in the Act.

Details about the specifics of the property are provided below.

The action before Council tonight is a necessary step for the City to sell the property.

Property can be determined to be "exempt surplus land" in accordance with Government Code Section 54221(f)(1)(B) if the property is less than one-half acre and is not contiguous to land owned by a state or local agency that is used for open-space of low- and moderate-income housing purposes. The City owned property, 140 S. First Street, Turlock, California meets the criteria. If Council declares the property "exempt surplus land" and adopts the proposed resolution, the resolution will then be sent to HCD for a 30-day review period.

140 S. First Street

The property located at 140 S. First Street, Turlock, CA was purchased by the City of Turlock in 2007 for $600,000 from Redevelopment Agency (RDA) funds. This property is approximately 2,500 square feet in size and is not adjacent to land owned by a state or local agency that is used for low- and moderate-income housing.

At the time of purchase in 2007, the 100 block of First Street was occupied by several bars, a restaurant, and a night club. The buildings in this area were very old and in need of repair or replacement. Criminal activity associated with the First Street bars generated a disproportionate need for police services. The Redevelopment Agency recognized the blighting conditions in this area and identified $2 million of its recent tax increment bond to purchase these properties for future parking and/or transit/transportation facilities as called for in the City's Downtown Master Plan. Miguel Reynoso, owner of the property located at 140 First Street, occupied by the 101 Club bar, approached the City and offered to sell his property to the City for $600,000. 140 S. First Street was the only property that the City purchased on the 100 block of First Street.

Due to financial constraints the building was never revitalized to provide the use of what it was originally intended for, and has remained a vacant downtown property.

In early 2024, staff evaluated the property again to determine if it could be utilized as a workforce development training center for the community. It was determined that the building is too small , as well as too costly to improve and revitalize.

Located in the downtown district, the best use, and greatest benefit for the community would be to sell the property and allow a commercial business the opportunity to make improvements and add an additional business to the downtown corridor.

4. BASIS FOR RECOMMENDATION:

A. Government Code Section 54220-54234, The Surplus Land Act, requires property owned by a local agency be declared "Surplus Land" or "Exempt Surplus Land" by the governing body at a regular public meeting supported by written findings before the local agency may dispose of the property.

B. A property may be declared “Exempt Surplus Land” under Government Code Section 54221(f)(1)(B) if the property is less than one-half acre and is not contiguous to land owned by a state or local agency that is used for open-space of low-and moderate-income housing purposes. The property meets this criteria.

5. FISCAL IMPACT / BUDGET AMENDMENT:

No Fiscal Impact has been identified.

6. STAFF RECOMMENDATION:

Recommends declaring the properties are “Exempt Surplus Land”.

7. CITY MANAGER’S COMMENTS:

Recommends Approval.

8. ENVIRONMENTAL DETERMINATION:

The property at 140 S. First Street involved the purchase of the property for parking or potential transit facilities and the action before Council consists of determining the property is “exempt surplus land”. Therefore, under Section 15378 of the CEQA Guidelines this action does not constitute a project as the action does not have the potential for resulting in either a direct or reasonably foreseeable indirect physical change in the environment.

9. ALTERNATIVES:

A. The Council may choose to not declare the property as exempt surplus land. This alternative is not recommended as this declaration allows the City of Turlock to move forward in transferring the property. The proposed action does not authorize the transfer of the property as the action to transfer the property and the terms in which the transfer would be made will come back to City Council as a separate action after the required time frame for posting this declaration with HCD has passed. If the property is not transferred, the City of Turlock would then have to continue as the property manager and investigate further City uses for the property. Such attempts have not meet with success during the time the City has owned the property, so this course is not recommended.

10. ATTACHMENTS:

A. Draft resolution

BEFORE THE CITY COUNCIL OF THE CITY OF TURLOCK

RESOLUTION NO. 2024-XXX

IN THE MATTER OF FINDING AND DECLARING THAT THE REAL PROPERTY OWNED BY THE CITY OF TURLOCK LOCATED AT 140 S. FIRST STREET, TURLOCK, CALIFORNIA, STANISLAUS COUNTY (APN 061-016-031) IS NO LONGER NECESSARY FOR THE CITY'S USE AND IS EXEMPT SURPLUS LAND AS DEFINED IN THE CALIFORNIA GOVERNMENT CODE SECTION 54221(F)(1)(B) BASED UPON THE TRUE AND CORRECT WRITTEN FINDINGS FOUND IN THIS RESOLUTION, AND AUTHORIZES THE CITY MANAAGER OR DESIGNEE TO SEND THE EXEMPTION DETERMINATION TO THE CALIFORNIA DEPARTMENT OF HOUSING AND COMMUNITY DEVELOPMENT AND TO TAKE ANY OTHER NECESSARY ACTIONS TO COMPLY WITH THE REQUIREMENTS OF THE SURPLUS LAND ACT

WHEREAS, the City of Turlock (the "City") owns certain property located at 140 S. First Street, Turlock, California, Stanislaus County, APN 061-016-031 (the "property"); and

WHEREAS, the City must comply with Government Code Sections 54220-54234, The Surplus Land Act, prior to disposition of the Property; and

WHEREAS, certain provisions of the Surplus Land Act shall not apply to the disposition of the Property if the Property is exempt surplus land as defined in Government Code Section 54221(f)(1); and

WHEREAS, pursuant to the Surplus Land Act, the City Council must take formal action during a regular public meeting to declare that the Property is exempt surplus land, as supported by written findings; and

WHEREAS, Government Code Section 54221(f)(1)(B) defines exempt surplus land to include property that is less than one-half acres in area and is not adjacent to land owned by state or local agency that is used for low- and moderate-income housing; and

WHEREAS, the Property located at 140 S. First Street is approximately 2,500 square feet in size and thus less than one-half acre in size; and

WHEREAS, the Property is not adjacent to land owned by state or local agency that is

used for low- and moderate-income housing; and

WHEREAS, pursuant to the Surplus Land Act Guidelines issued by the California Department of Housing and Community Development ("HCD") to interpret and implement the Surplus Land Act, the City Council's determination that the Property is exempt surplus land must be provided to HCD for its review at least 30 days prior to disposition; and

NOW, THEREFORE, BE IT RESOLVED that the City Council of the City of Turlock does hereby find and declare that the real property owned by the City of Turlock located at 140 S. First Street, Turlock, California, Stanislaus County (APN 061-016-031) is no longer necessary for the City's use and is exempt surplus land as defined in California Government Code section 54221(f)(1)(B) based upon the true and correct written findings found in this Resolution, and authorizes the City Manager or designee to send the exemption determination to the California Department of Housing and Community Development and to take any other necessary actions to comply with the requirements of the Surplus Land Act.

PASSED AND ADOPTED at a regular meeting of the City Council of the City of Turlock this 13th day of August, 2024, by the following vote:

AYES:	( )
NOES:	( )
NOT PARTICIPATING:	( )
ABSENT:	( )

ATTEST:

_____
Julie Christel, City Clerk,
City of Turlock, County of Stanislaus,
State of California

City Council Staff Report
August 13, 2024

From: Christopher Fisher, Municipal Services Director

Prepared by: Christopher Fisher, Municipal Services Director
David Huff, Water Quality Control Division Manager

Agendized by: Reagan Wilson, City Manager

1. ACTION RECOMMENDED:

Motion: Authorizing staff to initiate a Proposition 218 process to adjust the City's Sewer Rates to be effective January 1, 2025 through Fiscal Year 2029-30

2. SYNOPSIS:

This action authorizes staff to initiate a Proposition 218 process to adjust the City's Sewer Rates to be effective January 1, 2025 through Fiscal Year 2029-30.

3. DISCUSSION OF ISSUE:

On May 20, 2022, the City entered into a contract with NBS Government Finance Group (NBS) for conducting a Sewer Rate study. The City's last rate study was performed in 2008 and the sewer rates have not been updated since 2013, so it was necessary that the City work with NBS to conduct an in-depth review of its current rates and rate design structure to ensure that new rates collect sufficient revenues to meet all financial obligations during the five-year rate period. Currently, the City charges a flat administrative rate for all users, with some users being charged a rate based on metered effluent and the remaining users charged a non-metered rate based on customer class and the number of fixtures. As part of the rate study process, NBS worked with City staff to develop fixed and volumetric rates based on sewage flow and effluent strength, the flat administrative charge and the rate design that best meets the City's financial objectives while minimizing the fiscal impact on customers.

Other City objectives that were incorporated in this sewer study analysis and rate design include:

- Ensuring equity among customer classes by collecting rate revenue through the cost-of-service process based on both fixed monthly charges and volumetric rates.
- Maintain adequate reserve levels to ensure continuity in operations.

- Ensure adequate funding for the City's sewer system-related capital projects due to the level of capital investment planned over the next five years.
- Comply with Proposition 218 (Cal. Const. Art. XIII-D, Section 6) requirements to ensure costs are properly allocated between user classifications.
- Create a rate model that responds to changing conditions and assumptions and accommodates updates of customer data and consumption patterns.

It is important for the City to ensure rates provide sufficient funding to cover operating and maintenance costs, planned capital expenditures, and maintain reasonable reserves. The City's current sewer rate revenue is barely covering operating expenses and is currently not covering debt service and capital improvement needs. The aging sewer system requires significant additional investment to meet service standards. The Sewer System Master Plan shows $39 million (in future-year dollars) in necessary improvements over the next ten years, while the Turlock Regional Water Control Facility shows $117 million (in future-year dollars) in improvements over the next ten years. The City's rate increases are governed by these needs and the following goals:

Meeting Net Revenue Requirements: For FY 2024/25 through FY 2028/29, the projected net revenue requirements (that is, total operating expenses plus rate-funded capital costs less non-rate revenues) for the City increases from approximately $26.5 to $30.1 million annually. If no rate increases are implemented, the City is projected to run an annual deficit of approximately $8.7 million by FY 2028/29, and the City would struggle to meet its debt service coverage requirements.

Maintaining Reserve Funds: Reserve funds provide a basis for the City to respond to fiscal emergencies such as revenue shortfalls, asset failure, and natural disasters, among other events. Reserve policies provide guidelines for sound financial management, with an overall long-range perspective to maintain financial solvency and mitigate financial risks associated with revenue instability, volatile capital costs, and emergencies. The City's Fund 410 "Water Quality Control" reserve funds are considered unrestricted reserves and consist of the following:

Operating Reserve: The target ending fund balance for the operating reserve is equal to 90 days of operating expenses, or approximately $4.7 million in FY 2024/25. An operating reserve is intended to promote financial viability in the event of any short-term fluctuation in revenues and/or expenditures. Fluctuations in revenue can be caused by weather patterns, the natural inflow and outflow of cash during billing cycles, natural variability in demand-based revenue streams (such as volumetric charges), and – particularly in periods of economic distress – changes or trends in age of receivables.

Capital Rehabilitation & Replacement Reserve**:** equal to 3% of net assets, which is approximately $5.3 million in FY 2024/25. This reserve is set aside to address long-term capital system replacement and rehabilitation needs.

Maintaining Adequate Bond Coverage**:** The City is required by the rate covenants to maintain a minimum debt service coverage ratio of 1.25. The benefit of maintaining a coverage ratio higher than 1.25 is that it strengthens the City's credit rating which helps lower interest rates for debt-funded capital projects and can reduce annual debt service payments. With the recommended rate increases, the City is projected to meet the debt coverage requirement for the five-year rate adoption period.

As mentioned previously, the City's last rate study was performed in 2008 and the sewer rates have not been updated since 2013. As a result, the rate update needed to realign revenue requirements across customer classes in order to better reflect current costs of service.

Specifically, residential customers currently account for 60% of all sewer rate revenue collected by the City, but the cost-of-service analysis has determined that residential customers only account for approximately 38.4% of the net revenue requirements based on their proportional share of costs related to sewer flow and strength (Biochemical Oxygen Demand [BOD] and Total Suspended Solids [TSS]). Conversely, the City currently collects 7.2% of revenue from commercial/institutional customers and 32.8% of revenue from industrial customers, but the cost-of-service analysis indicates that commercial/institutional customers account for 9.2% of net revenue requirements and industrial customers account for 52.4% of net revenue requirements based on their proportional share of costs. The proposed rates need to be designed to capture the cost-of-service from each customer class. As such, the existing rates for each customer class will be adjusted in accordance with the proportional share of each customer class to the total net revenue requirements of the City in order to comply with legal requirements (e.g., Proposition 218).

During this rate study, NBS discussed with City staff various rate alternatives that collected revenue differently from fixed vs. variable charges. Ultimately, the rate

alternative selected by City staff is one similar to the existing rate design. The reasons for selecting this alternative are (1) it provides continuity for sewer customers, and (2) it is easy to understand from a customer's perspective and easy to administer from City staff's perspective.

The figure below compares the current and proposed rates for FY 2024/25 through FY 2028/29 by customer class. While proposed rates in the first year (FY 2024/25) reflect the cost-of-service realignment across customer classes, the projected rates for future years are strictly tied to annual rate increase in an "across-the-board" adjustment.

Sewer Rate Schedule	Description[1]	Current Rates[2]	Proposed Sewer Rates				
			FY 2024/25	FY 2025/26	FY 2026/27	FY 2027/28	FY 2028/29
Residential Customers							
Residential - Monthly Fixed Service Charges							
Single Family Residential Metered	Per Dwelling Unit	$42.95	$36.27	$37.36	$38.48	$39.64	$40.83
Single Family Residential Non-Metered	Per Dwelling Unit	$28.95	$36.27	$37.36	$38.48	$39.64	$40.83
Multiple Residential Metered	Per Dwelling Unit	$28.95	$26.84	$27.65	$28.47	$29.33	$30.21
Multiple Residential Non-Metered	Per Dwelling Unit	$28.95	$26.84	$27.65	$28.47	$29.33	$30.21
Administrative Charge	Per Account/Dwelling Unit	$8.15	$3.15	$3.25	$3.35	$3.45	$3.55
Non-Residential Customers							
Institutional							
Monthly Fixed Service Charge	Per Account	*see TMC 6-4*	$108.80	$112.06	$115.42	$118.89	$122.45
Volumetric Charge	Per HCF	*Article 7*	$2.80	$2.88	$2.97	$3.06	$3.15
Commercial Customers							
Monthly Fixed Service Charge							
Commercial Low Strength	Per Account		$36.76	$37.87	$39.00	$40.17	$41.38
Commercial Medium Strength	Per Account		$74.98	$77.23	$79.54	$81.93	$84.39
Commercial High Strength	Per Account	*see TMC 6-4*	$97.63	$100.56	$103.58	$106.69	$109.89
Volumetric Charge		*Article 7*					
Commercial Low Strength	Per HCF		$2.40	$2.47	$2.55	$2.62	$2.70
Commercial Medium Strength	Per HCF		$3.40	$3.50	$3.61	$3.71	$3.83
Commercial High Strength	Per HCF		$4.20	$4.32	$4.45	$4.59	$4.73
Industrial Customers							
Monthly Fixed Administrative Charge	Per Account	$8.17	$2.99	$3.08	$3.17	$3.26	$3.36
Sewer Use Charges							
Flow - per MG	Per MG Sewage Flow	N/A	$3,408	$3,510	$3,616	$3,724	$3,836
BOD - per 1,000 pounds	Per 1,000 lbs. BOD	N/A	$364	$375	$386	$398	$410
TSS - per 1,000 pounds	Per 1,000 lbs. TSS	N/A	$691	$712	$733	$755	$778
City of Ceres							
Monthly Fixed Administrative Charge	Per Account	$8.17	$2.99	$3.08	$3.17	$3.26	$3.36
Sewer Use Charges							
Flow - per MG	Per MG Sewage Flow	N/A	$3,111	$3,204	$3,301	$3,400	$3,502
BOD - per 1,000 pounds	Per 1,000 lbs. BOD	N/A	$364	$375	$386	$398	$410
TSS - per 1,000 pounds	Per 1,000 lbs. TSS	N/A	$691	$712	$733	$755	$778

1. Residential sewer rates will now be billed based on the number of dwelling units versus fixture count.
2. Table 37 shows the following rates for the City's residential customers:
   - Single Family Residential Metered - Current rate for 21-25 Fixtures which represents approx. 45% of total accounts.
   - Single Family Residential Non-Metered - Current rate for Up to 15 Fixtures which represents approx. 54% of total accounts.
   - Multiple Residential Metered - Current rate for 1U up to 15 Fixtures which represents approx. 27% of total accounts.
   - Multiple Residential Non-Metered - Current rate for 1U up to 15 Fixtures which represents approx. 38% of total accounts.

Public Engagement:

On May 28, 2024, the City entered into a new contract with NBS for providing management and outreach services to improve public engagement and to meet the legal notification requirements of Proposition 218. The services to be provided by NBS are as follows:

- Communication Support – develop publication, content post, postcards and multilingual FAQ flyers.

- Digital Outreach – develop and deploy content to a dedicated district webpage and social media.

- Stakeholder Engagement - plan meeting, develop fact sheet and presentation materials.

Next Steps:

Upon Council's direction to staff to proceed with the Proposition 218 process, notices will be sent to all affected ratepayers and property owners in accordance with applicable requirements.

October 8th, 2024
The City Council will hold a public hearing, count all protests, and if it is determined that a majority protest does not exist, the City Council may adopt a resolution approving the five-year schedule of sewer rates pursuant to the analyses included in the 2024 Sewer Engineer's Report prepared by Carollo Engineering, Inc. and the 2024 Sewer Rate and Fee Study prepared by NBS. The City Council will also consider the introduction and first reading of an ordinance amending the Turlock Municipal Code (TMC) Title 6 "Sanitation and Health," Chapter 4 "Sewage Disposal," Article 7 "Sewer Service User Rates."

October 22nd, 2024
The City Council will consider the second and final reading of the ordinance amending TMC Title 6 "Sanitation and Health," Chapter 4 "Sewage Disposal," Article 7 "Sewer Service User Rates."

January 1st, 2025
The proposed sewer rate adjustments will go into effect.

4. BASIS FOR RECOMMENDATION:

A. City of Turlock provides regional sewer service to over 19,000 accounts consisting of residential, multi-family, commercial and industrial customers located within the City of Turlock, the Community Service Districts of Denair and Keyes, and portions of City of Ceres.

B. Funding from sewer rates pays for several critical components necessary for maintaining and improving the City's sewer system.

C. Regular maintenance and timely upgrades reduce the risk of system failures and service disruptions, providing residents with consistent and reliable sewer services.

D. Sewer rates have not been updated since January 1, 2013 and the City's ability to meet net revenue requirements demands an update to these rates.

E. It is considered to be best practice to conduct a sewer rate study every five years or if there is a significant change to your customer base within classes; the findings of this study have shown that the recommended rate adjustments are necessary and appropriate to properly reflect customer usage and net revenue requirements.

5. FISCAL IMPACT / BUDGET AMENDMENT:

No General Fund money will be used to initiate the Proposition 218 process.

Fiscal Impact:

Rate increases are necessary to provide adequate revenue to finance and operate improvements to the City's Sewer Collection System and Regional Water Quality Control Facility. While operating costs have increased, sewer rates have not been updated in more than decade. The total annual costs were $23.7 million while the existing rate revenue is approximately $20.5 million in FY 23/24. Additionally, operating expenses are projected to increase significantly in the coming years.

6. STAFF RECOMMENDATION:

Recommends approval.

7. CITY MANAGER'S COMMENTS:

Recommend approval.

8. ENVIRONMENTAL DETERMINATION:

The City Council's action to direct staff to initiate the Proposition 218 notice process and set a public hearing is not a project under Public Resources Code Section 21065 and CEQA Guidelines Section 15378 because the action does not have the potential for resulting in either a direct physical change in the environment, or a reasonably foreseeable indirect physical change in the environment, and the action only begins the process of creating a government funding mechanism, which does not involve any commitment to any specific project. The action is also exempt from CEQA as there is no possibility for causing a significant effect on the environment, per Section 15061(b)(3).

9. ALTERNATIVES:

A. The City of Council could elect not to proceed with the sewer rate increase. This alternative is not recommended as the City's aging sewer system requires more investment to meet essential service requirements.

B. Provide staff direction on how to proceed.

10. ATTACHMENTS:

A. Draft Sewer Rate Study

B. Proposition 218 Notice

CITY OF TURLOCK

Sewer Rate Study

DRAFT *Final Report*

July 2024

NBS
helping communities fund tomorrow

nbsgov.com

TABLE OF CONTENTS

1. Introduction 1

1.1 Purpose 1

1.2 Overview of the Study 1

2. Sewer Rate Study 6

2.1 Key Sewer Rate Study Issues 6

2.2 Financial Plan 6

2.3 Cost-of-Service Analysis 9

2.4 Rate Design Analysis 13

2.5 Proposed Sewer Rates 14

2.6 Comparison of Current and Proposed Sewer Bills 14

3. Recommendations and Next Steps 20

3.1 Consultant Recommendations 20

3.2 Next steps 20

3.3 NBS' Principal Assumptions and Considerations 20

Technical Appendices 21

Appendix. Sewer Rate Study Tables and Figures 22

TABLE OF FIGURES

Figure 1. Primary Components of a Rate Study 2
Figure 2. Summary of Sewer Revenue Requirements 8
Figure 3. Summary of Sewer Reserve Funds 8
Figure 4. Development of the Flow Allocation Factor 10
Figure 5. Development of the Strength Allocation Factor 11
Figure 6. Development of the Customer Allocation Factor 11
Figure 7. Allocation of Revenue Requirements by Customer Class based on COSA 12
Figure 8. Existing Collection of Revenue by Customer Class 12
Figure 9. Current vs. Proposed Sewer Rates 14
Figure 10. Single-Family Residential Sewer Bill Comparison for 5-Year Rate Period 15
Figure 11. Multi-Family Residential Sewer Bill Comparison by Consumption 16
Figure 12. Commercial Low Strength Sewer Bill Comparison by Consumption 16
Figure 13. Commercial Medium Strength Sewer Bill Comparison by Consumption 17
Figure 14. Commercial High Strength Sewer Bill Comparison by Consumption 17
Figure 15. Example Annual Industrial Customer Regional Sewer Bill Comparison 18
Figure 16. Regional Monthly Sewer Bill Comparison – Single Family Customers 19

1. Introduction

1.1 Purpose

The City of Turlock (City) retained NBS to conduct a comprehensive utility rate study for its sewer funds. The City had several objectives and goals in mind for this study including meeting revenue requirements, reviewing the rising costs of providing services, funding capital improvements, and complying with certain legal requirements (e.g., California Constitution Article XIII D, Section 6, which is commonly referred to as Proposition 218 [Prop 218]). The City's broader objectives in this study include ensuring adequate funding for operating and capital costs, maintaining reasonable reserves, and ensuring revenue stability in utility rates. The rates resulting from this study were developed in a manner that is consistent with industry standard cost-of-service principles. In addition to documenting the rate study methodology, this report is provided with the intent to assist the City in its continuing effort to maintain transparent communications with the residents and community it serves.

In developing new rates for the City's enterprise funds, NBS worked cooperatively with City staff in selecting the appropriate rate alternatives that address the City's goals and objectives. Based on input provided by City staff, NBS proposes the rates summarized in this report. The City Council (Council) has the final decision regarding the adoption of the proposed rates and whether to proceed with the Prop 218 approval process.

1.2 Overview of the Study

Comprehensive rate studies, such as this one, typically include three components: (1) preparation of a financial plan that identifies the net revenue requirements for the utility; (2) analysis of the cost to serve each customer class, and (3) the rate structure design. These steps are shown in Figure 1 and are intended to follow industry standards and reflect the fundamental principles of cost-of-service rate making embodied in the Water Environment Federation's *Financing and Charges for Wastewater Systems* (Manual of Practice No. 27).[1]

Rate studies also address requirements under Prop 218 that rates not exceed the cost of providing the service and be proportionate to the cost of providing service for all customers. In terms of the chronology of the study, the three steps shown in Figure 1 represent the order in which they were performed in this study.

[1] *Financing and Charges for Wastewater Systems*, Manual of Practice No. 27, Water Environment Federation, Fourth Edition, 2018.

Figure 1. Primary Components of a Rate Study

NBS projected revenues and expenditures, developed net revenue requirements, performed cost-of-service rate analyses, and developed the proposed sewer rates for the City using this approach. The following sections in this report present an overview of the methodologies, assumptions, and data used along with the financial plans and rates developed. Detailed tables and figures documenting the development of the proposed rates are provided in the Appendix.

The City provided NBS with the data necessary to conduct the study, including historical, current, and projected revenues and expenditures, number of customer accounts, and water consumption data along with other operational and capital cost information.

FINANCIAL PLAN

As a part of the rate study, NBS projected revenues and expenditures on a cash-flow basis. The amount of rate revenue required, that will allow reserves to be maintained at the recommended levels, is known as the net revenue requirement. As the current rate revenue falls short of the net revenue requirement, rate adjustments – or more accurately, adjustments in the total revenue collected from rates – are recommended. This report presents an overview of the methodologies, assumptions, and data used along with the financial plan and proposed rates developed in this study.[2]

This financial plan lays the groundwork for the cost-of-service and rate design analyses addressed in the subsequent sections. The following subtasks were completed as part of the financial plan:

1. **Projected Revenues and Expenditures –** NBS prepared a 10-year rate model that projects revenues, expenses, and the increases in rate revenue needed to meet all obligations. The analysis utilized a cash-based approach when addressing the City's system of accounts. The work provides the City with a financial tool that can easily model rate adjustments, varying operating and maintenance costs, infrastructure improvements, debt issuance, and appropriate reserve fund levels. The City's projected customer growth rates from master plan documents and planned cost inflation factors are also incorporated into the analysis.

[2] The complete financial plans are available in the *Appendices*.

2. **Evaluate Reserve Fund Sufficiency –** NBS evaluated the sufficiency of existing reserve funds, target reserve fund levels, reserve fund policies, and other related issues. In this evaluation, NBS considered costs for operations, maintenance, capital, and debt while balancing the need for rate stabilization. NBS has provided recommendations for reserve fund targets that are tailored to the City's specific needs. As it was determined that deficit in reserve levels exists, NBS has recommended a phased-in approach to funding reserves to minimize the impact to ratepayers.
3. **Review Capital Improvement Program Funding –** NBS has incorporated the City's plans for new facilities and infrastructure improvements into the financial plan. NBS has evaluated the timing, costs, and available reserves needed to fund the identified capital projects. NBS has worked closely with City staff to develop a well-conceived approach to funding these priority capital improvement needs. The proposed solution includes an appropriate balance between rate funded projects and the use of outside financing.

COST-OF-SERVICE ANALYSIS

The basic purpose of the cost-of-service analysis (COSA) is to fairly and equitably allocate costs to customer classes. The cost-of-service analysis consists of two major components: (1) the classification of expenses, and (2) the allocation of costs to customer classes.

Using the net revenue requirements developed in the financial plan, NBS then worked to equitably allocate costs to each customer class based on cost-of-service principles that comply with Prop 218. NBS reviewed the City's existing customer classes for the sewer utility and analyzed the historical usage and billing characteristics to determine if any changes should be made in order to provide more equity among user classes or comply with industry standards.

For the City of Turlock, this exercise required NBS to compare estimated flows for customers based on their number of fixture units versus their wintertime water consumption (the typical proxy for sewer flows). Additionally, NBS evaluated how costs should be allocated to various cost components and types of customers. With the City's customer billing data, NBS developed the customer usage statistics, or allocation factors, that were used to assign costs to each customer class. The main components of the cost-of-service analysis are as follows:

1. **Functionalization/Classification of Expenses –** Functionalizing the expenses means arranging costs into basic categories, such as collection, treatment, and effluent disposal, as well as administrative and overhead costs. Once the costs have been functionalized, they are then classified into their various cost components (i.e., volume, strength, or customer-related costs).
2. **Development of Customer Usage Statistics –** NBS developed the customer usage statistics, or allocation factors, that are used to assign costs to each customer class. The allocation considered the City's water consumption data, sewer treatment plant flow and loading data, and industry standard customer classification data. The factors that were developed include:
    - Volume Allocation Factor – Develop estimates of the total annual volume of sewer collected for each customer class and sent to the WWTP.
    - Strength Allocation Factors – Develop estimates of the annual pounds of Biochemical Oxygen Demand (BOD) and Total Suspended Solids (TSS) collected for each customer class.

- Customer Allocation Factors – Calculate the number of customers by customer class in the City's service area.

3. **Allocation of Costs to Customer Classes** – NBS then apportioned these costs to individual customer classes based on allocation factors specific to each cost classification, producing fixed and variable revenue requirements for each customer class. These allocations are used for the actual rate calculations.

Further details are discussed below and documented in the *Appendix*.

RATE DESIGN ANALYSIS

During the rate design phase of the study, NBS and City staff worked together to develop rate alternatives that will meet the City's objectives. It is important for the City to send proper price signals to its customers about the actual cost of providing service. This objective is typically addressed through both the magnitude of the rate adjustments and the rate structure design. In other words, both the amount of revenue collected and the way in which the revenue is collected from customers are important.

Several criteria are typically considered in setting rates and developing sound rate structures. The fundamentals of this process have been well documented in several rate-setting manuals, such as AWWA's Manual M1. The foundation for evaluating rate structures is generally credited to James C. Bonbright in *Principles of Public Utility Rates*,[3] which outlines pricing policies, theories, and economic concepts along with various rate designs. The following is a simplified list of the attributes of a sound rate structure:

- Rates should be easy to understand from the customer's perspective.
- Rates should be easy to administer from the utility's perspective.
- Rates should be equitable and non-discriminating (i.e., cost-based).
- Rates should promote the efficient allocation of the resource.
- There should be continuity in the rate making philosophy over time.
- Rates should address other utility policies (e.g., conservation and economic development).
- Rates should provide month-to-month and year-to-year revenue stability.

KEY FINANCIAL ASSUMPTIONS

The following is a summary of the key financial assumptions used in the analyses. The following capital and operational fund targets reflect input from City staff to meet specific utility objectives.

Funding of Capital Projects – The capital improvement costs will be funded with a combination of cash in reserves, debt financing and the additional revenue generated from the proposed rate increases. The capital projects listed in the financial plan are from the City's Capital Improvement Program and the City's Sewer System Master Plan. Not all projects included in the City's Capital Improvement Plan and Sewer System Master Plan are included in the rate study; only priority projects identified by City staff have been

[3] James C. Bonbright, Albert L. Danielsen, and David R. Kamerschen, *Principles of Public Utility Rates*, Arlington, VA: Public Utilities Report, Inc., Second Edition, 1988, pp. 383-384.

included in the rate study analysis. Further details of the sewer capital projects included in the rate study are included in Appendix Tables 16-21. The analysis assumes:

- Only capital costs attributable to existing customers are funded using rate revenue.
- Only capital costs attributable to growth are funded by revenue from the impact fee reserves.

Reserve Targets – For the sewer utility, the City maintains reserves for operations, capital, and other specific needs. The details of the utility's reserve targets are covered in their respective sections of this report.

Inflation and Growth Projections – Assumptions were made in the analysis regarding cost inflation to project future revenues and expenses for the study period. The following inflation factors were used in the analysis:

- Customer growth is estimated based on the 2021 Stanislaus County Demographic and Employment Forecast. For FY 2024/25, customer growth is estimated at 1.34%.
- General cost inflation is set at 3.45% annually.[4]
- Labor cost inflation is set at 2.11% annually.[5]
- Chemicals cost inflation is set at 5.45% annually.[6]
- Electricity cost inflation is set at 8.35% annually.[7]
- Fuel & Utilities cost inflation is set at 7.00% annually.[8]
- Gas & oil cost inflation is set at 13.56% annually.[9]

These inflation factors are based on long-term trends; therefore, the City should re-examine these factors in another year to assess the impacts on utility costs and whether projected rate increases will be sufficient for the remainder of the rate adoption period.

DRAFT

[4] *General cost inflation is based on the 5-year average annual change in the Consumer Price Index for all urban consumers in the San Francisco-Oakland-Hayward, CA area.*

[5] *Labor cost inflation is based on the 10-year average annual change in the Quarterly Census of Employment and Wages for Stanislaus County, CA.*

[6] *Chemicals cost inflation is based on the 5-year average annual change in the Producer Price Index for all urban consumers.*

[7] *Electricity cost inflation is based on the 5-year average annual change in the Consumer Price Index for all urban consumers in the San Francisco-Oakland-Hayward, CA area.*

[8] *Fuel and utilities cost inflation is based on the 5-year average annual change in the Consumer Price Index for all urban consumers in the San Francisco-Oakland-Hayward, CA area. This factor is used for utility costs other than electricity.*

[9] *Gasoline cost inflation is based on the 5-year average annual change in the Consumer Price Index for all urban consumers in the San Francisco-Oakland-Hayward, CA area.*

2. Sewer Rate Study

2.1 Key Sewer Rate Study Issues

NBS proposes to carefully address the unique challenges currently facing the sewer utility. The City's last rate study was performed in 2008 which means that sewer rates have not been updated since 2013, so it is long overdue for an in-depth review of its current rates and rate design structure to ensure that new rates collect sufficient revenues to meet all financial obligations during the five-year rate period. Currently, the City charges a flat administrative rate for all users, with some users being charged a rate based on metered effluent and the remaining users charged a non-metered rate based on customer class and the number of fixtures. As part of the rate study process, NBS worked with City staff to develop both fixed and volumetric rates based on sewage flow and effluent strength in addition to the flat administrative charge. NBS has worked closely with City staff to determine the rate design that best meets the City's financial objectives while minimizing the fiscal impact on customers.

Other City objectives that were incorporated in this sewer study analysis and rate design include:

- Ensuring equity among customer classes by collecting rate revenue through the cost-of-service process based on both fixed monthly charges and volumetric rates.
- Maintain adequate reserve levels to ensure continuity in operations.
- Ensure adequate funding for the utility's capital projects, due to the level of capital investment planned over the next five years.
- Comply with Prop 218 requirements to ensure costs are properly allocated between user classifications.
- Creating a rate model that City staff can modify in response to changing conditions and assumptions and accommodate updates of customer data and consumption patterns.

2.2 Financial Plan

It is important for the sewer utility to ensure rates provide sufficient funding to cover operating and maintenance costs, planned capital expenditures, and maintain reasonable reserves. The City's current sewer rate revenue is barely covering operating expenses and is currently not covering debt service and capital improvement needs. The aging wastewater system requires significant additional investment to meet service standards. The Sewer System Master Plan shows $39 million (in future-year dollars) in necessary improvements over the next ten years, while the Turlock Regional Water Control Facility shows $117 million (in future-year dollars) in improvements over the next ten years. The sewer utility's rate increases are governed by these needs, and the current state of the City's sewer utility is as follows:

Meeting Net Revenue Requirements: For FY 2024/25 through FY 2028/29, the projected net revenue requirements (that is, total operating expenses plus rate-funded capital costs less non-rate revenues) for the City increases from approximately $26.5 to $30.1 million annually. If no rate increases are implemented, the City is projected to run an annual deficit of approximately $8.7 million by FY 2028/29, and the utility would struggle to meet its debt service coverage requirements.

DRAFT

Maintaining Reserve Funds: Reserve funds provide a basis for a utility to cope with fiscal emergencies such as revenue shortfalls, asset failure, and natural disasters, among other events. Reserve policies provide guidelines for sound financial management, with an overall long-range perspective to maintain financial solvency and mitigate financial risks associated with revenue instability, volatile capital costs, and emergencies. The reserve funds for the sewer utility are considered unrestricted reserves and consist of the following:

- **Operating Reserve**: The target ending fund balance for the operating reserve is equal to 90 days of operating expenses, or approximately $4.7 million in FY 2024/25. An operating reserve is intended to promote financial viability in the event of any short-term fluctuation in revenues and/or expenditures. Fluctuations in revenue can be caused by weather patterns, the natural inflow and outflow of cash during billing cycles, natural variability in demand-based revenue streams (such as volumetric charges), and – particularly in periods of economic distress – changes or trends in age of receivables.
- **Capital Rehabilitation & Replacement Reserve** equal to 3% of net assets, which is approximately $5.3 million in FY 2024/25. This reserve is set aside to address long-term capital system replacement and rehabilitation needs.

Maintaining Adequate Bond Coverage: The City is required by the rate covenants to maintain a minimum debt service coverage ratio of 1.25. The benefit of maintaining a coverage ratio higher than 1.25 is that it strengthens the City's credit rating which helps lower interest rates for debt-funded capital projects and can reduce annual debt service payments. With the recommended rate increases, the City is projected to meet the debt coverage requirement for all years the five-year rate adoption period.

The recommended rate revenue increases are 35% in FY 2024/25 and 3% annual rate revenue increases in FY 2025/26 through FY 2028/29. **Figure 2** summarizes the sources and uses of funds, net revenue requirements, and the recommended annual increases in sewer rate revenue proposed for the next five years. **Figure 3** summarizes the projected reserve fund balances and reserve targets for the sewer utility's unrestricted funds.

DRAFT

Figure 2. Summary of Sewer Revenue Requirements

RATE REVENUE REQUIREMENTS SUMMARY	Budget	Projected	5-Year Projected Rate Period				
	FY 2022/23	FY 2023/24	FY 2024/25	FY 2025/26	FY 2026/27	FY 2027/28	FY 2028/29
Sources of Funds [1]							
Rate Revenue:							
Sewer Rate Revenue	$ 19,993,577	$ 20,500,000	$ 20,775,500	$ 20,928,119	$ 21,080,738	$ 21,233,356	$ 21,385,975
Other Revenue	263,744	187,050	188,300	188,992	189,685	190,377	191,069
Transfers In from Other Funds	-	160,000	160,000	160,000	160,000	160,000	160,000
Biogas Solution	-	-	-	2,706,000	2,706,000	2,706,000	2,706,000
Interest Earnings	(19,033)	126,900	161,009	70,559	98,984	144,681	166,359
Total: Sources of Funds	**$ 20,238,287**	**$ 20,973,950**	**$ 21,284,809**	**$ 24,053,670**	**$ 24,235,406**	**$ 24,434,414**	**$ 24,609,403**
Uses of Funds [2]							
Operating Expenses:							
530 - Operations	$ 10,595,211	$ 14,323,154	$ 14,858,605	$ 14,756,355	$ 15,352,375	$ 15,981,786	$ 16,646,877
531 - Collection System	1,513,125	2,123,727	2,183,761	2,246,147	2,311,033	2,378,583	2,448,974
532 - Storm Basin Maintenance/Combined System	753,034	905,806	926,309	947,455	969,281	991,826	1,015,135
Additional Staffing	-	-	750,510	766,346	782,516	799,027	815,886
Subtotal: Operating Expenses	$ 12,861,370	$ 17,352,687	$ 18,719,185	$ 18,716,303	$ 19,415,204	$ 20,151,222	$ 20,926,873
Other Expenditures:							
Existing Debt Service	$ 6,132,588	$ 6,297,959	$ 6,303,810	$ 5,769,939	$ 5,778,465	$ 5,784,359	$ 5,783,683
Future Debt Service	-	-	-	2,261,137	2,267,260	4,595,289	4,609,641
Rate-Funded Capital Expenses	-	-	2,000,000	2,000,000	2,000,000	2,000,000	2,000,000
Subtotal: Other Expenditures	$ 6,132,588	$ 6,297,959	$ 8,303,810	$ 10,031,076	$ 10,045,725	$ 12,379,648	$ 12,393,323
Total: Uses of Funds	**$ 18,993,958**	**$ 23,650,646**	**$ 27,022,995**	**$ 28,747,378**	**$ 29,460,929**	**$ 32,530,871**	**$ 33,320,196**
Plus: Revenue from Rate Increases [3]	-	-	3,635,712	7,748,636	8,671,720	9,633,536	10,635,442
Annual Surplus/(Deficit) without Rate Increases	**$ 1,244,330**	**$ (2,676,696)**	**$ (5,738,186)**	**$ (4,693,708)**	**$ (5,225,523)**	**$ (8,096,456)**	**$ (8,710,793)**
Annual Surplus/(Deficit) with Rate Increases	**$ 1,244,330**	**$ (2,676,696)**	**$ (2,102,473)**	**$ 3,054,928**	**$ 3,446,196**	**$ 1,537,080**	**$ 1,924,649**
Net Revenue Reqt. *(Total Uses less Non-Rate Revenue)*	**$ 18,749,247**	**$ 23,176,696**	**$ 26,513,686**	**$ 25,621,827**	**$ 26,306,261**	**$ 29,329,813**	**$ 30,096,768**
Total Rate Revenue After Rate Increases	**$ 19,993,577**	**$ 20,500,000**	**$ 28,046,925**	**$ 29,100,549**	**$ 30,192,149**	**$ 31,323,053**	**$ 32,494,640**
Projected Annual Rate Revenue Increase	***0.00%***	***0.00%***	***35.00%***	***3.00%***	***3.00%***	***3.00%***	***3.00%***
Cumulative Increase from Annual Revenue Increases	*0.00%*	*0.00%*	*35.00%*	*39.05%*	*43.22%*	*47.52%*	*51.94%*
Debt Coverage After Rate Increase	*1.20*	*0.57*	*0.98*	*1.63*	*1.68*	*1.34*	*1.38*

1. Revenues and expenses for FY 2022/23 provided by the City. Source files: *2022-23 BPR fund 410.pdf* .
2. Only expenses directly attributable to the sewer utility system are included in O&M and Capital Expenses.
3. Revenue from rate increases assumes an implementation date of January 1, 2025.
   For each year thereafter, the assumption is that new rates will be implemented on January 1st of each year.

Figure 3. Summary of Sewer Reserve Funds

SUMMARY OF CASH ACTIVITY SEWER FUND RESERVES	Budget	Projected	5-Year Projected Rate Period				
	FY 2022/23	FY 2023/24	FY 2024/25	FY 2025/26	FY 2026/27	FY 2027/28	FY 2028/29
Total Beginning Cash [1]	**$ 19,478,607**	**$ 14,525,121**	**$ 12,491,015**				
Unrestricted Reserves:							
Operating Reserve							
Beginning Reserve Balance	$ 5,843,582	$ 4,448,935	$ 1,167,073	$ (920,357)	$ 2,134,571	$ 4,854,000	$ 5,038,000
Plus: Net Cash Flow (After Rate Increases)			(2,102,473)	3,054,928	3,446,196	1,537,080	1,924,649
Plus: Transfer of Debt Reserve Surplus			-	-	-	-	-
Plus: Interest Earnings			15,044	-	27,515	62,568	64,940
Less: Transfer Out to Capital Replacement Reserve			-	-	(754,282)	(1,415,648)	(1,795,588)
Ending Cash Reserve Balance	***$ 4,448,935***	***$ 1,167,073***	***$ (920,357)***	***$ 2,134,571***	***$ 4,854,000***	***$ 5,038,000***	***$ 5,232,000***
Target Ending Balance (90 days of O&M) [2]	*$ 3,215,000*	*$ 4,338,000*	*$ 4,680,000*	*$ 4,679,000*	*$ 4,854,000*	*$ 5,038,000*	*$ 5,232,000*
Capital Rehabilitation & Replacement Reserve							
Beginning Reserve Balance	$ 13,635,025	$ 10,380,848	$ 11,323,942	$ 5,473,966	$ 5,544,525	$ 6,370,276	$ 7,868,037
Plus: Grant Proceeds			-	-	-	-	-
Plus: Transfer of Operating Reserve Surplus			-	-	754,282	1,415,648	1,795,588
Plus: Interest Earnings			145,966	70,559	71,469	82,113	101,419
Less: Use of Reserves for Capital Projects			(5,995,942)	-	-	-	-
Ending Capital Rehab & Replacement Reserve Balance	***$ 10,380,848***	***$ 11,323,942***	***$ 5,473,966***	***$ 5,544,525***	***$ 6,370,276***	***$ 7,868,037***	***$ 9,765,044***
Target Ending Balance (3% of Assets) [3]	*$ 4,451,000*	*$ 4,541,000*	*$ 5,328,000*	*$ 6,376,000*	*$ 7,902,000*	*$ 8,814,000*	*$ 9,426,000*
Ending Cash Balance - Excl. Restricted Reserves	**$ 14,829,783**	**$ 12,491,015**	**$ 4,553,609**	**$ 7,679,096**	**$ 11,224,276**	**$ 12,906,037**	**$ 14,997,044**
Min. Target Ending Cash Balance -Excl. Restricted Reserves	**$ 7,666,000**	**$ 8,879,000**	**$ 10,008,000**	**$ 11,055,000**	**$ 12,756,000**	**$ 13,852,000**	**$ 14,658,000**
Ending Surplus/(Deficit) Compared to Reserve Targets	***$ 7,163,783***	***$ 3,612,015***	***$ (5,454,391)***	***$ (3,375,904)***	***$ (1,531,724)***	***$ (945,963)***	***$ 339,044***
Days Cash on Hand	***285***	***193***	***62***	***98***	***140***	***145***	***165***

1. Beginning cash balances provided by City staff.
2. The Operating Reserve target is set equal to 6 months, or 180 days, of annual operating expenditures.
3. The Capital Rehabilitation & Replacement Reserve target is set equal to 3% of net assets.

A more detailed version of the utility's proposed five-year financial plan is included in *Appendix A*. The appendix tables include detailed information on revenue requirements and proposed rate increases (Table 1), reserve funds (Tables 2 and 3), revenue sources and expenses (Tables 4-15) and the City's capital improvement program (Tables 16-21).

2.3 Cost-of-Service Analysis

Once the net revenue requirements are determined, the cost-of-service analysis (COSA) proportionately distributes the revenue requirements to each of the customer classes. The COSA consists of the classification of expenses and then the allocation of those expenses to customer classes based on allocation factors, such as water consumption and number of equivalent dwelling units (EDUs), or accounts. Ultimately, the COSA is intended to result in rates that are proportional to the cost of providing service to each customer class.

Budgeted costs that were developed in the financial plan were classified into the following categories to develop the basis for allocating costs to various customer classes in this analysis:

- **Flow Costs ("Volume") –** Flow based costs are primarily related to the collection and distribution systems, which gather effluent from customers and transports it to the treatment facilities.
- **Strength Based Costs ("BOD", "TSS") –** Strength based costs are related to the treatment of effluent at the WWTP. Two factors, Biochemical Oxygen Demand (BOD) and Total Suspended Solids (TSS) measure different aspects of the treatment process.
- **Customer Related Costs ("Customer") –** Customer based costs are related to the billing of customers (such as mailing and staff time committed to customer service).

CUSTOMER CLASSES AND ALLOCATION FACTORS

Customer classes are determined by combining customers with similar demand characteristics and types of use into categories that reflect the cost differentials to serve each type of customer. The most recent water consumption data and flow monitoring data (for industrial customers) was the basis for estimating the amount of flow that each customer class sends to the treatment plant.

Figure 4 shows the development of the flow/volume allocation factors by customer class. For the residential customer class, winter water usage (January through March) was utilized as the basis for determining the estimated wastewater flow to the treatment plant. In developing the flow/volume allocations, a mass balance was conducted to determine the relative contributions of each customer class to the City's effluent flows received at the wastewater treatment plant. Further details on the mass balance are contained in Appendix Table 39. For commercial and institutional customer classes, the annual water usage was utilized as the basis for estimating wastewater flow to the treatment plant. For the industrial customer class, the measured effluent flows were utilized for development of the flow allocation factor.

Figure 4. Development of the Flow Allocation Factor

Customer Class[1]	Number of Dwelling Units / Accounts[2]	Consumption (gallons/year)	Winter Consumption (Jan-Mar. '23)	Annualized Sewage Flow (gallons)[3]	% of Total Flow
Residential Customers					
Single Family Residential Metered	16,467	2,237,385,763	280,994,599	1,123,978,396	**26.9%**
Single Family Residential Non-Metered	394	53,533,127	6,723,257	26,893,028	**0.6%**
Multiple Residential Metered	7,563	572,414,423	94,722,936	378,891,744	**9.1%**
Multiple Residential Non-Metered	182	18,533,307	3,066,885	12,267,540	**0.3%**
All Other Customers					
Commercial Low Strength	710	214,337,611	*n/a*	214,337,611	**5.1%**
Commercial Medium Strength	169	79,488,728	*n/a*	79,488,728	**1.9%**
Commercial High Strength	183	93,058,006	*n/a*	93,058,006	**2.2%**
Institutional	73	60,307,132	*n/a*	60,307,132	**1.4%**
Industrial[4]	18	n/a	*n/a*	2,193,192,473	**52.4%**
Total:	**25,759**	**3,329,058,097**	**385,507,677**	**4,182,414,658**	**100.0%**

1. Customer data provided by the City for FY 2022/23.
   Source files: July 22 - June 23 Residential Water and Sewer.xlsx & July 22 - June 23 Non-Residential Sewer Only_ab.
2. Residential and industrial customers are based on the number of dwelling units and all other customers are based on the number of accounts.
3. Annual consumption for all customer classes based on average winter water consumption.
4. Flow for industrial customer is based on wastewater flow. Strength factors are based on wastewater flow data.
   Industrial customer class includes Ceres and the community service districts of Keyes and Denair.
   Source file: Industrial Data FY22-23.xlsx.

Figure 5 summarizes the development of the strength allocation factors by customer class. These strength-related percentages were used to allocate strength-related costs. (Note: Although residential customers do not have volumetric charges, their strengths, and their estimated pounds of BOD and TSS, are used to allocate capacity-related costs to single- and multi-family customers). Wastewater strength for residential and non-industrial customer classes are based on typical BOD and TSS estimates from historical State Water Resources Control Board (SWRCB) guidelines as well as larger agencies that have sampled wastewater strength. For the mass balance analysis for strength loadings to the City's wastewater treatment plant, existing wastewater loads were based on the existing loadings to the wastewater treatment plant. Future wastewater loadings from industrial customers are anticipated to be reduced because of the changes in the wastewater rates. As such, NBS worked with City staff to develop the reduced wastewater loading estimates based on the assumption that if an industry had pretreatment facilities available, those pretreatment facilities would be utilized to reduce loadings sent to the City wastewater treatment plant. The industrial loading evaluation was incorporated into the mass balance to develop the strength allocation factors in the figure below. Further details on the industrial customer data and loading evaluation are found in Appendix Tables 42-44.

Figure 5. Development of the Strength Allocation Factor

Customer Class	Design Capacity			Total Annual Volume					
	Flow MGD	BOD lbs/day	TSS lbs/day	Flow MG	% of Total Flow	BOD lbs	% of Total BOD	TSS lbs	% of Total TSS
Residential Customers									
Single Family Residential Metered	3.08	10,273	10,273	1,124	**26.9%**	3,749,592	**20.4%**	3,749,592	**35.6%**
Single Family Residential Non-Metered	0.07	246	246	27	**0.6%**	89,715	**0.5%**	89,715	**0.9%**
Multiple Residential Metered	1.04	3,463	3,463	379	**9.1%**	1,263,983	**6.9%**	1,263,983	**12.0%**
Multiple Residential Non-Metered	0.03	112	112	12	**0.3%**	40,925	**0.2%**	40,925	**0.4%**
All Other Customers									
Commercial Low Strength	0.59	735	735	214	**5.1%**	268,136	**1.5%**	268,136	**2.5%**
Commercial Medium Strength	0.22	727	727	79	**1.9%**	265,174	**1.4%**	265,174	**2.5%**
Commercial High Strength	0.25	1,276	1,276	93	**2.2%**	465,662	**2.5%**	465,662	**4.4%**
Institutional	0.17	344	344	60	**1.4%**	125,740	**0.7%**	125,740	**1.2%**
Industrial	5.84	47,244	22,642	2,193	**52.4%**	12,068,720	**65.8%**	4,276,452	**40.6%**
Total:	**11.29**	**64,419**	**39,817**	**4,182**	**100.0%**	**18,337,648**	**100.0%**	**10,545,380**	**100.0%**

Figure 6 summarizes the development of the customer allocation factor.

Figure 6. Development of the Customer Allocation Factor

Customer Class	Number of Dwelling Units / Accounts[1]	Percent of Total
Residential Customers		
Single Family Residential Metered	16,467	**63.9%**
Single Family Residential Non-Metered	394	**1.5%**
Multiple Residential Metered	7,563	**29.4%**
Multiple Residential Non-Metered	182	**0.7%**
All Other Customers		
Commercial Low Strength	710	**2.8%**
Commercial Medium Strength	169	**0.7%**
Commercial High Strength	183	**0.7%**
Institutional	73	**0.3%**
Industrial	18	**0.1%**
Total:	**25,759**	**100.0%**

1. Residential and industrial customers are based on the number of dwelling units and all other customers are based on the number of accounts.

CLASSIFICATION AND ALLOCATION OF COSTS

As previously noted, costs are classified into the following four categories: (1) flow-related costs, (2) strength-related costs (BOD and TSS), and (3) customer-related costs. The City's budgeted costs were allocated to these four categories which serve as the basis for calculating the fixed and variable charges. Tables in the *Appendix* show how the City's expenses were classified and allocated to these cost-causation components.

Figure 7 summarizes the allocation of the net revenue requirements to each cost causation component for the proposed rates based on the cost-of-service analysis. Additional details on allocation of revenue requirements by customer class are found in Appendix Tables 45-49.

Figure 7. Allocation of Revenue Requirements by Customer Class based on COSA

Customer Class	Cost Classification Components					Cost-of-Service Net Revenue Reqts.	% of COS Net Revenue Reqts.
	Volume	Collection	BOD	TSS	Customer		
Net Revenue Requirements [1]	***$ 13,073,043***	***$ 1,145,482***	***$ 6,426,543***	***$ 6,426,543***	***$ 975,314***	***$ 28,046,925***	--
	46.6%	*4.1%*	*22.9%*	*22.9%*	*3.5%*	*100.0%*	
Residential Customers							
Single Family Residential Metered	$ 3,530,710	$ 342,621	$ 1,217,975	$ 2,076,747	$ 623,491	$ 7,791,543	*27.8%*
Single Family Residential Non-Metered	84,478	8,198	29,142	49,690	14,918	186,425	*0.7%*
Multiple Residential Metered	1,190,198	115,497	410,578	700,069	286,358	2,702,700	*9.6%*
Multiple Residential Non-Metered	38,536	3,739	13,293	22,666	6,891	85,126	*0.3%*
All Other Customers							
Commercial Low Strength	$ 673,290	$ 65,336	$ 87,098	$ 148,510	$ 26,883	$ 1,001,118	*3.6%*
Commercial Medium Strength	249,695	24,230	86,136	146,869	6,399	513,330	*1.8%*
Commercial High Strength	292,320	28,367	151,260	257,911	6,929	736,787	*2.6%*
Institutional	189,440	18,383	40,844	69,642	2,764	321,074	*1.1%*
Industrial	6,824,377	539,110	4,390,215	2,954,438	682	14,708,822	*52.4%*
Total:	**$ 13,073,043**	**$ 1,145,482**	**$ 6,426,543**	**$ 6,426,543**	**$ 975,314**	**$ 28,046,925**	**100%**

1. Revenue requirement for each customer class is determined by multiplying the revenue requirement from each cost classification by the allocation factors for each customer class.

As mentioned previously, the City's sewer rates have not been updated since 2013. As shown in Figure 8 below, the existing collection of revenue by customer class needs to be realigned in order to accurately reflect the cost-of-service net revenue requirements as calculated in Figure 7 above.

Figure 8. Existing Collection of Revenue by Customer Class

Specifically, residential customers currently account for 60% of all sewer rate revenue collected by the City, but the cost-of-service analysis has determined that residential customers only account for approximately 38.4% of the net revenue requirements based on their proportional share of costs related to sewer flow and

strength (Biochemical Oxygen Demand [BOD] and Total Suspended Solids [TSS]). Conversely, the City currently collects 7.2% of revenue from commercial/institutional customers and 32.8% of revenue from industrial customers, but the cost-of-service analysis indicates that commercial/institutional customers account for 9.2% of net revenue requirements and industrial customers account for 52.4% of net revenue requirements based on their proportional share of costs. The proposed rates will need to be designed to capture the cost-of-service from each customer class. As such, the existing rates for each customer class will be adjusted in accordance with the proportional share of each customer class to the total net revenue requirements of the sewer utility in order to meet the legal requirements set forth in Prop 218 under California law.

2.4 Rate Design Analysis

During this rate study, NBS discussed with City staff various rate alternatives that collected revenue differently from fixed vs. variable charges. Ultimately, the rate alternative selected by City staff is one similar to the existing rate design. The reasons for selecting this alternative are (1) it generally maintains the existing customer classes while simplifying the billing structure (2) it provides continuity for sewer customers, and (3) it is easy to understand from a customer's perspective and easy to administrate from City staff's perspective.

FIXED CHARGES AND VARIABLE CHARGES

The fixed charge recognizes that the sewer utility incurs fixed costs regardless of whether customers send any sewer into the City's collection system. There are three factors used to develop the fixed charge: 1) the number of dwelling units for residential customers, 2) the number of accounts for non-residential customers, and 3) the annual revenue requirement.

The monthly fixed charge is calculated by taking 100% of total revenue requirements for residential customer classes and dividing by the number of accounts (for single-family) and by the number of dwelling units (for multi-family). This proposed rate structure has made updates to the billing structure in the following way: residential sewer rates will now be billed based on the number of dwelling units as opposed to fixture counts.

Non-residential fixed charges are based on the directly allocated program costs (i.e. monitoring, sampling, and pretreatment program costs) divided by the number of accounts in the three non-residential categorical customer classes (institutional, commercial, and industrial). The variable charges are calculated by dividing 100% of the annual net revenue requirements for each of the non-residential strength-related customer classes by the annual consumption (per HCF) for institutional and commercial, and by flow, BOD and TSS for industrial customers.

The industrial customer class includes the City of Ceres as well as the community service districts of Keyes and Denair. The City of Turlock measures the flows and loadings to the treatment plant for the City of Ceres, Keyes and Denair. In the proposed rate table, the City of Ceres has a different rate classification than other industrial customers because the City of Ceres does not utilize the City of Turlock's collection system to transport the effluent generated by the community to the WWTP.

2.5 Proposed Sewer Rates

Figure 9 compares the current and proposed rates for FY 2024/25 through FY 2028/29 by customer class. While proposed rates in the first year (FY 2024/25) reflect the cost-of-service realignment that often occurs when rates have not been updated for several years, the projected rates for future years are strictly tied to annual rate increase in an "across-the-board" adjustment. As mentioned throughout the Study report, more detailed tables on the development of the proposed rates are documented in the *Appendix.*

Figure 9. Current vs. Proposed Sewer Rates

Sewer Rate Schedule	Description[1]	Current Rates[2]	Proposed Sewer Rates				
			FY 2024/25	FY 2025/26	FY 2026/27	FY 2027/28	FY 2028/29
Residential Customers							
Residential - Monthly Fixed Service Charges							
Single Family Residential Metered	Per Dwelling Unit	$42.95	$36.27	$37.36	$38.48	$39.64	$40.83
Single Family Residential Non-Metered	Per Dwelling Unit	$28.95	$36.27	$37.36	$38.48	$39.64	$40.83
Multiple Residential Metered	Per Dwelling Unit	$28.95	$26.84	$27.65	$28.47	$29.33	$30.21
Multiple Residential Non-Metered	Per Dwelling Unit	$28.95	$26.84	$27.65	$28.47	$29.33	$30.21
Administrative Charge	Per Account/Dwelling Unit	$8.15	$3.15	$3.25	$3.35	$3.45	$3.55
Non-Residential Customers							
Institutional							
Monthly Fixed Service Charge	Per Account	*see TMC 6-4*	$108.80	$112.06	$115.42	$118.89	$122.45
Volumetric Charge	Per HCF	*Article 7*	$2.80	$2.88	$2.97	$3.06	$3.15
Commercial Customers							
Monthly Fixed Service Charge							
Commercial Low Strength	Per Account		$36.76	$37.87	$39.00	$40.17	$41.38
Commercial Medium Strength	Per Account		$74.98	$77.23	$79.54	$81.93	$84.39
Commercial High Strength	Per Account	*see TMC 6-4*	$97.63	$100.56	$103.58	$106.69	$109.89
Volumetric Charge		*Article 7*					
Commercial Low Strength	Per HCF		$2.40	$2.47	$2.55	$2.62	$2.70
Commercial Medium Strength	Per HCF		$3.40	$3.50	$3.61	$3.71	$3.83
Commercial High Strength	Per HCF		$4.20	$4.32	$4.45	$4.59	$4.73
Industrial Customers							
Monthly Fixed Administrative Charge	Per Account	$8.17	$2.99	$3.08	$3.17	$3.26	$3.36
Sewer Use Charges							
Flow - per MG	Per MG Sewage Flow	N/A	$3,408	$3,510	$3,616	$3,724	$3,836
BOD - per 1,000 pounds	Per 1,000 lbs. BOD	N/A	$364	$375	$386	$398	$410
TSS - per 1,000 pounds	Per 1,000 lbs. TSS	N/A	$691	$712	$733	$755	$778
City of Ceres							
Monthly Fixed Administrative Charge	Per Account	$8.17	$2.99	$3.08	$3.17	$3.26	$3.36
Sewer Use Charges							
Flow - per MG	Per MG Sewage Flow	N/A	$3,111	$3,204	$3,301	$3,400	$3,502
BOD - per 1,000 pounds	Per 1,000 lbs. BOD	N/A	$364	$375	$386	$398	$410
TSS - per 1,000 pounds	Per 1,000 lbs. TSS	N/A	$691	$712	$733	$755	$778

1. Residential sewer rates will now be billed based on the number of dwelling units versus fixture count.
2. Table 37 shows the following rates for the City's residential customers:
   - Single Family Residential Metered - Current rate for 21-25 Fixtures which represents approx. 45% of total accounts.
   - Single Family Residential Non-Metered - Current rate for Up to 15 Fixtures which represents approx. 54% of total accounts.
   - Multiple Residential Metered - Current rate for 1U up to 15 Fixtures which represents approx. 27% of total accounts.
   - Multiple Residential Non-Metered - Current rate for 1U up to 15 Fixtures which represents approx. 38% of total accounts.

2.6 Comparison of Current and Proposed Sewer Bills

The following figures compare monthly sewer bills under current and proposed rates for various customers over the 5-year rate period. These bill comparisons are calculated at typical levels of consumption. The last figure presents a comparison of residential sewer rates for similar communities.

Figure 10. Single-Family Residential Sewer Bill Comparison for 5-Year Rate Period

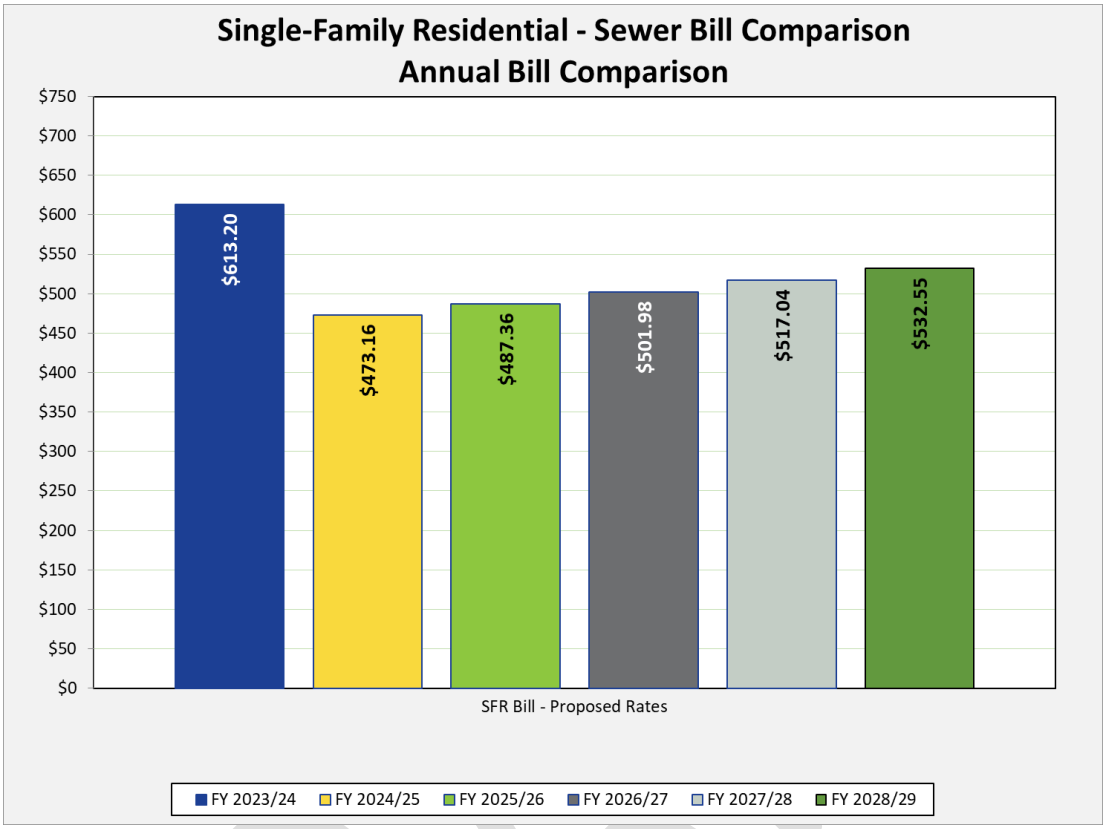

DRAFT

Figure 11. Multi-Family Residential Sewer Bill Comparison by Consumption

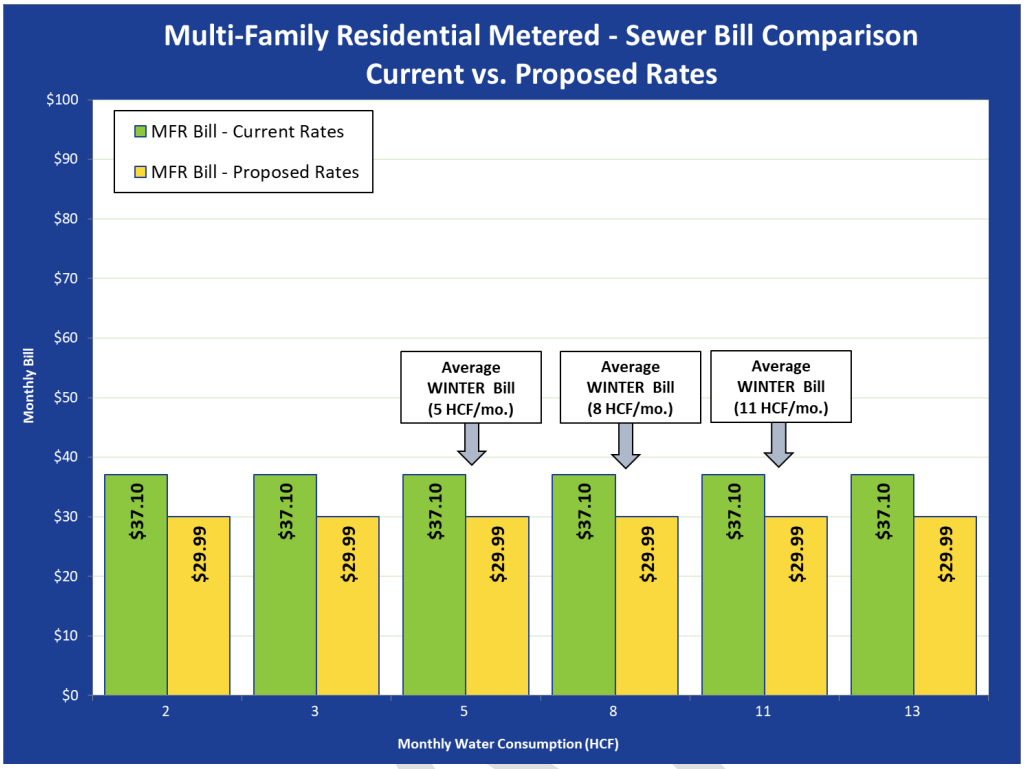

Figure 12. Commercial Low Strength Sewer Bill Comparison by Consumption

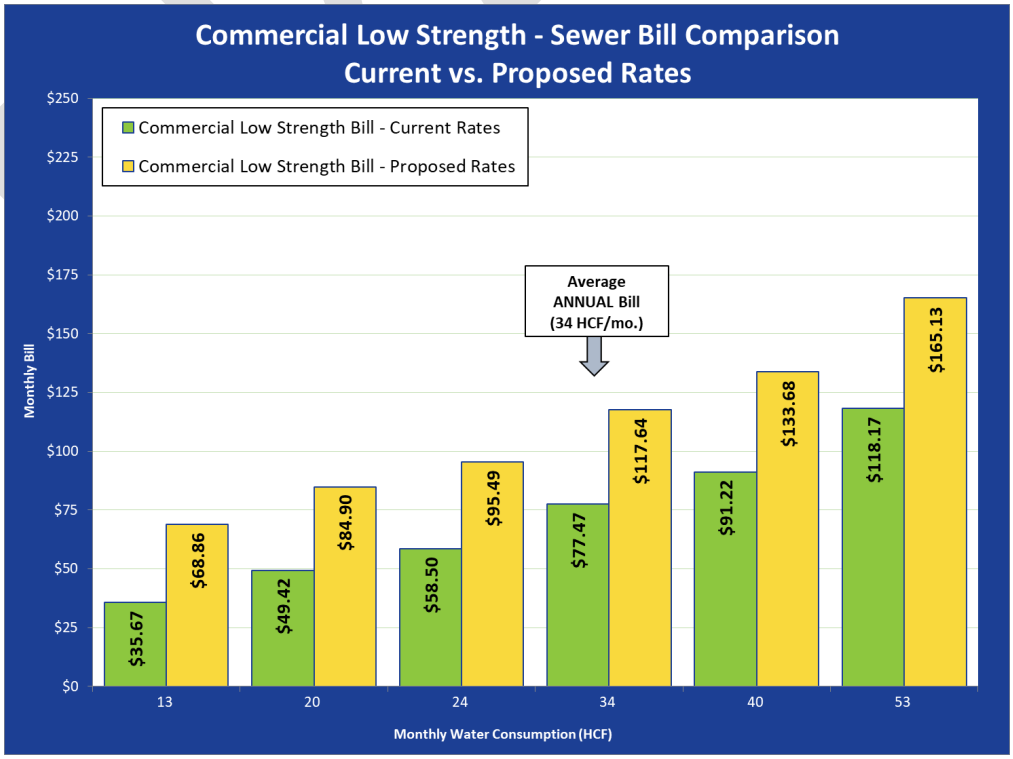

Figure 13. Commercial Medium Strength Sewer Bill Comparison by Consumption

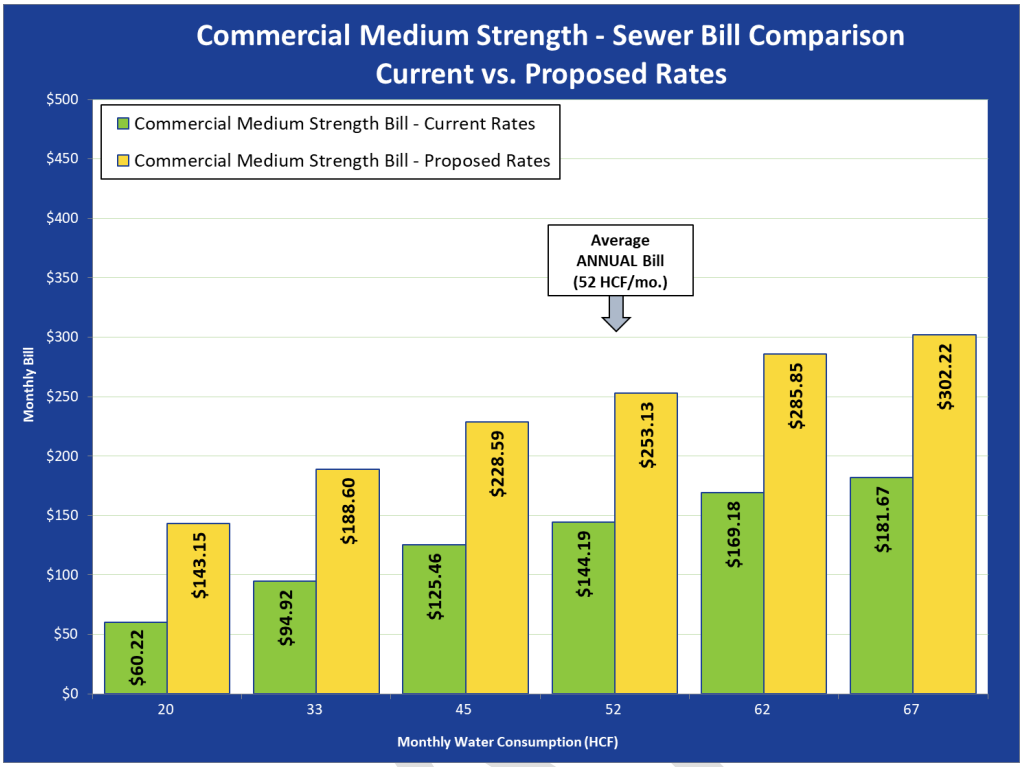

Figure 14. Commercial High Strength Sewer Bill Comparison by Consumption

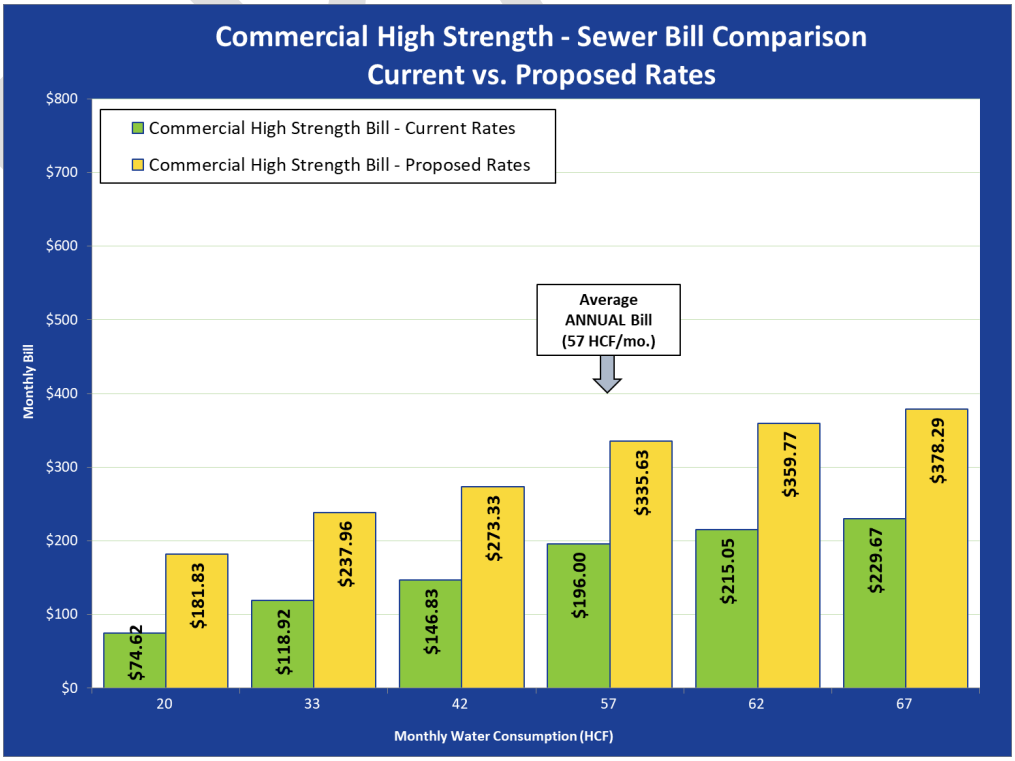

Figure 15. Example Annual Industrial Customer Regional Sewer Bill Comparison

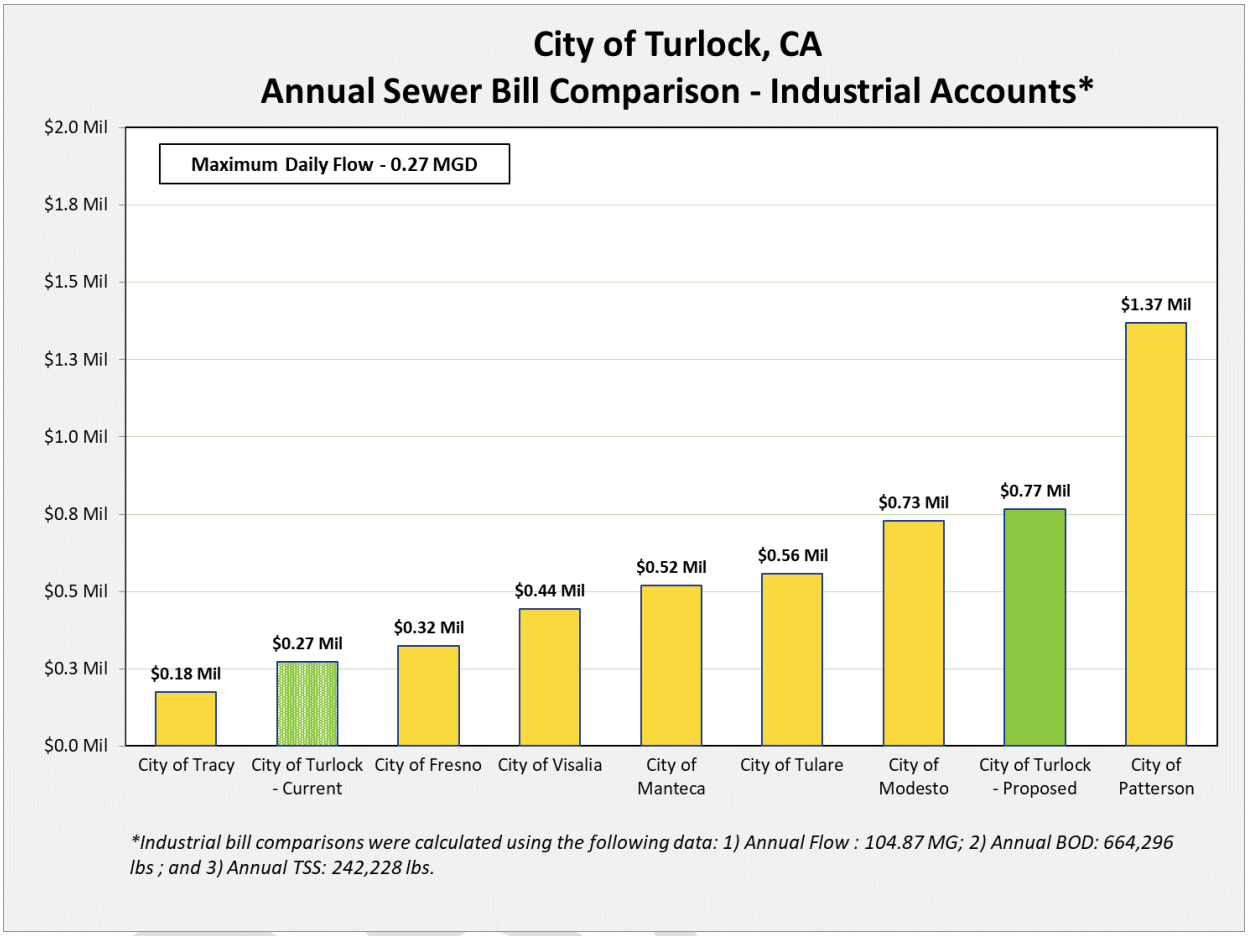

Figure 16. Regional Monthly Sewer Bill Comparison – Single Family Customers

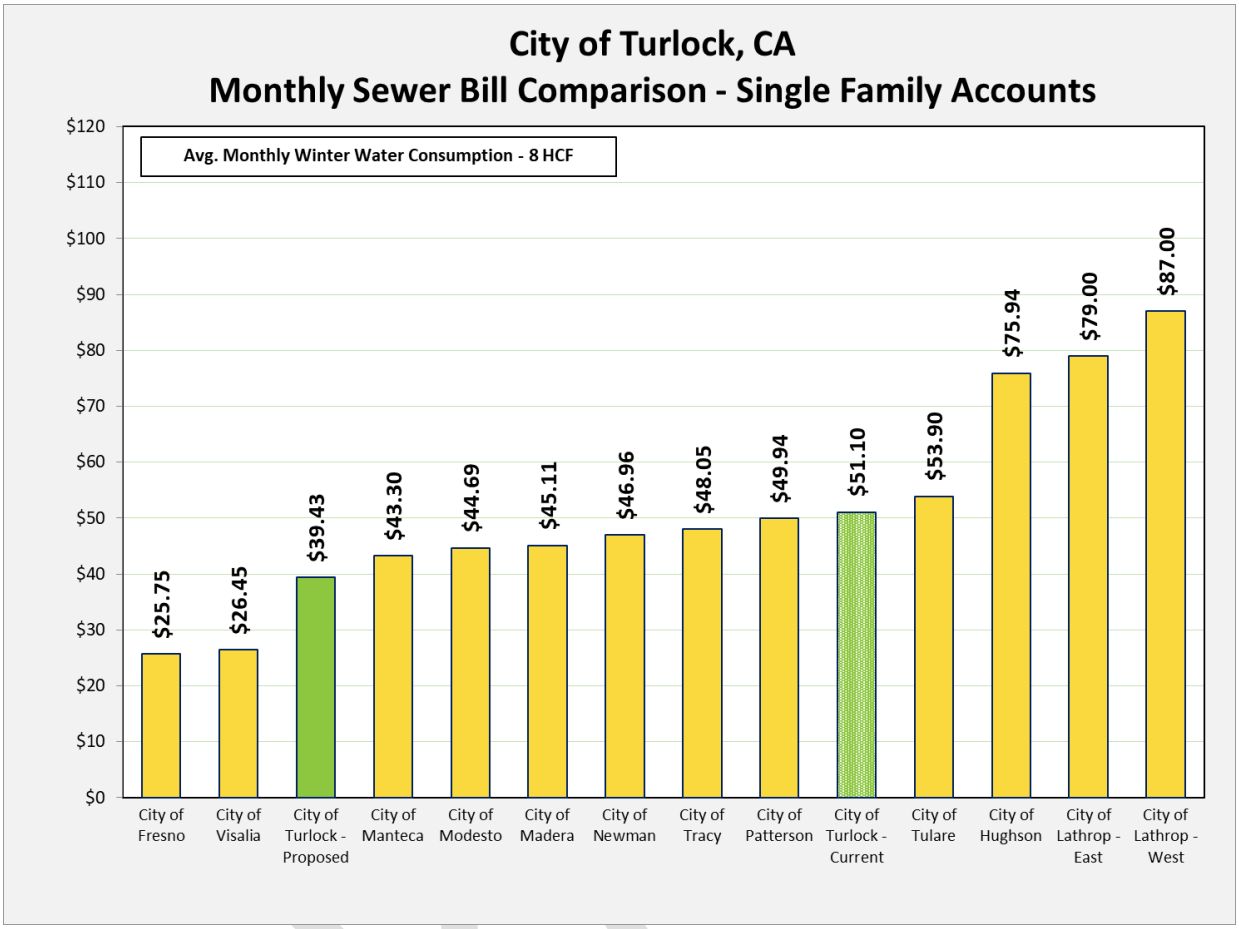

3. Recommendations and Next Steps

3.1 Consultant Recommendations

NBS recommends the City take the following actions:

- **Receive this Study:** NBS recommends the City Council formally receive this Study and its recommendations and proceed with the next steps outlined below to implement the proposed rates in accordance with Prop 218 procedural requirements. This will provide documentation of the rate study analyses and the basis for analyzing potential changes to future rates.
- **Implement Recommended Levels of Rate Increases and Proposed Rates:** Based on successfully meeting the Prop 218 procedural requirements, the City should proceed with implementing the 5-year schedule of proposed rates and rate increases previously shown in Figure 9. This will help ensure the continued financial health of City's utilities.
- **Adopt Reserve Fund Targets:** NBS recommends the City Council adopt the consultant-proposed reserve fund targets described in this study. The City should periodically evaluate reserve fund levels and attempt to maintain the recommended levels for the Operating and Capital Rehabilitation and Replacement reserve funds.

3.2 Next steps

Annually Review Rates and Revenue – Any time an agency adopts new utility rates or rate structures, those new rates should be closely monitored over the next several years to ensure the revenue generated is sufficient to meet the annual revenue requirements. Changing economic and water consumption patterns underscore the need for this review, as well as potential and unseen changing revenue requirements — particularly those related to environmental regulations that can significantly affect capital improvements and repair and replacement costs.

Note: The attached Technical Appendices provide more detailed information on the analysis of the financial plan, revenue requirements, cost-of-service, and the rate design analyses that have been summarized in this report.

3.3 NBS' Principal Assumptions and Considerations

In preparing this report and the opinions and recommendations included herein, NBS has relied on several principal assumptions and considerations regarding financial matters, conditions, and events that may occur in the future. This information and these assumptions, including the City's budgets, capital improvement costs, customer accounts and consumption, and information from City staff were provided by sources we believe to be reliable, although NBS has not independently verified this data.

While we believe NBS' use of such information and assumptions is reasonable for the purpose of this report and its recommendations, some assumptions will invariably not materialize as stated herein and may vary significantly due to unanticipated events and circumstances. Therefore, the actual results can be expected to vary from those projected to the extent that actual future conditions differ from those assumed by us or provided to us by others.

Technical Appendices

These Appendices contain:

- Appendix: Sewer Rate Study Tables and Figures

DRAFT

Appendix. Sewer Rate Study Tables and Figures

DRAFT

DRAFT

TABLE 1 : FINANCIAL PLAN AND SUMMARY OF REVENUE REQUIREMENTS

RATE REVENUE REQUIREMENTS SUMMARY	Budget	Projected	5-Year Projected Rate Period					Projected				
	FY 2022/23	FY 2023/24	FY 2024/25	FY 2025/26	FY 2026/27	FY 2027/28	FY 2028/29	FY 2029/30	FY 2030/31	FY 2031/32	FY 2032/33	FY 2033/34
Sources of Funds [1]												
Rate Revenue:												
Sewer Rate Revenue	$ 19,993,577	$ 20,500,000	$ 20,775,500	$ 20,928,119	$ 21,080,738	$ 21,233,356	$ 21,385,975	$ 21,538,594	$ 21,691,213	$ 21,843,832	$ 21,996,450	$ 22,149,069
Other Revenue	263,744	187,050	188,300	188,992	189,685	190,377	191,069	191,762	192,454	193,146	193,839	194,531
Transfers In from Other Funds	-	160,000	160,000	160,000	160,000	160,000	160,000	160,000	160,000	160,000	160,000	160,000
Biogas Solution	-	-	-	2,706,000	2,706,000	2,706,000	2,706,000	2,706,000	2,706,000	2,706,000	2,706,000	2,706,000
Interest Earnings	(19,033)	126,900	161,009	70,559	98,984	144,681	166,359	193,312	225,608	251,865	266,643	281,455
Total: Sources of Funds	**$ 20,238,287**	**$ 20,973,950**	**$ 21,284,809**	**$ 24,053,670**	**$ 24,235,406**	**$ 24,434,414**	**$ 24,609,403**	**$ 24,789,668**	**$ 24,975,275**	**$ 25,154,843**	**$ 25,322,932**	**$ 25,491,055**
Uses of Funds [2]												
Operating Expenses:												
530 - Operations	$ 10,595,211	$ 14,323,154	$ 14,858,605	$ 14,756,355	$ 15,352,375	$ 15,981,786	$ 16,646,877	$ 17,350,113	$ 18,094,152	$ 18,881,865	$ 19,716,350	$ 20,600,954
531 - Collection System	1,513,125	2,123,727	2,183,761	2,246,147	2,311,033	2,378,583	2,448,974	2,522,403	2,599,083	2,679,253	2,763,174	2,851,135
532 - Storm Basin Maintenance/Combined System	753,034	905,806	926,309	947,455	969,281	991,826	1,015,135	1,039,257	1,064,246	1,090,163	1,117,075	1,145,056
Additional Staffing	-	-	750,510	766,346	782,516	799,027	815,886	833,101	850,680	868,629	886,957	905,672
Subtotal: Operating Expenses	$ 12,861,370	$ 17,352,687	$ 18,719,185	$ 18,716,303	$ 19,415,204	$ 20,151,222	$ 20,926,873	$ 21,744,874	$ 22,608,161	$ 23,519,910	$ 24,483,556	$ 25,502,817
Other Expenditures:												
Existing Debt Service	$ 6,132,588	$ 6,297,959	$ 6,303,810	$ 5,769,939	$ 5,778,465	$ 5,784,359	$ 5,783,683	$ 5,785,419	$ 5,120,571	$ 5,124,333	$ 5,127,792	$ 5,127,934
Future Debt Service	-	-	-	2,261,137	2,267,260	4,595,289	4,609,641	4,626,032	5,301,723	5,324,404	5,349,847	5,378,238
Rate-Funded Capital Expenses	-	-	2,000,000	2,000,000	2,000,000	2,000,000	2,000,000	2,000,000	2,000,000	2,000,000	2,000,000	2,000,000
Subtotal: Other Expenditures	$ 6,132,588	$ 6,297,959	$ 8,303,810	$ 10,031,076	$ 10,045,725	$ 12,379,648	$ 12,393,323	$ 12,411,451	$ 12,422,295	$ 12,448,737	$ 12,477,639	$ 12,506,173
Total: Uses of Funds	**$ 18,993,958**	**$ 23,650,646**	**$ 27,022,995**	**$ 28,747,378**	**$ 29,460,929**	**$ 32,530,871**	**$ 33,320,196**	**$ 34,156,325**	**$ 35,030,456**	**$ 35,968,648**	**$ 36,961,195**	**$ 38,008,989**
Plus: Revenue from Rate Increases[3]	-	-	3,635,712	7,748,636	8,671,720	9,633,536	10,635,442	11,678,838	12,765,177	13,895,957	15,072,730	16,297,101
Annual Surplus/(Deficit) without Rate Increases	**$ 1,244,330**	**$ (2,676,696)**	**$ (5,738,186)**	**$ (4,693,708)**	**$ (5,225,523)**	**$ (8,096,456)**	**$ (8,710,793)**	**$ (9,366,657)**	**$ (10,055,182)**	**$ (10,813,804)**	**$ (11,638,263)**	**$ (12,517,934)**
Annual Surplus/(Deficit) with Rate Increases	**$ 1,244,330**	**$ (2,676,696)**	**$ (2,102,473)**	**$ 3,054,928**	**$ 3,446,196**	**$ 1,537,080**	**$ 1,924,649**	**$ 2,312,181**	**$ 2,709,995**	**$ 3,082,153**	**$ 3,434,467**	**$ 3,779,167**
Net Revenue Reqt. *(Total Uses less Non-Rate Revenue)*	**$ 18,749,247**	**$ 23,176,696**	**$ 26,513,686**	**$ 25,621,827**	**$ 26,306,261**	**$ 29,329,813**	**$ 30,096,768**	**$ 30,905,251**	**$ 31,746,394**	**$ 32,657,636**	**$ 33,634,714**	**$ 34,667,004**
Total Rate Revenue After Rate Increases	**$ 19,993,577**	**$ 20,500,000**	**$ 28,046,925**	**$ 29,100,549**	**$ 30,192,149**	**$ 31,323,053**	**$ 32,494,640**	**$ 33,708,330**	**$ 34,965,597**	**$ 36,267,963**	**$ 37,617,001**	**$ 39,014,341**
Projected Annual Rate Revenue Increase	***0.00%***	***0.00%***	***35.00%***	***3.00%***	***3.00%***	***3.00%***	***3.00%***	***3.00%***	***3.00%***	***3.00%***	***3.00%***	***3.00%***
Cumulative Increase from Annual Revenue Increases	*0.00%*	*0.00%*	*35.00%*	*39.05%*	*43.22%*	*47.52%*	*51.94%*	*56.50%*	*61.20%*	*66.03%*	*71.01%*	*76.14%*
Debt Coverage After Rate Increase	*1.20*	*0.57*	*0.98*	*1.63*	*1.68*	*1.34*	*1.38*	*1.41*	*1.45*	*1.49*	*1.52*	*1.55*

1. Revenues and expenses for FY 2022/23 provided by the City. Source files: *2022-23 BPR fund 410.pdf* .
2. Only expenses directly attributable to the sewer utility system are included in O&M and Capital Expenses.
3. Revenue from rate increases assumes an implementation date of January 1, 2025.
   For each year thereafter, the assumption is that new rates will be implemented on January 1st of each year.

Selection of Financial Plan Alternative	**2**

Financial Plan Alternatives		FY 2022/23	FY 2023/24	FY 2024/25	FY 2025/26	FY 2026/27	FY 2027/28	FY 2028/29	FY 2029/30	FY 2030/31	FY 2031/32	FY 2032/33	FY 2033/34
1	Alternative 1 - $1 Million Minimum Rate Revenue	*0.00%*	*0.00%*	*40.00%*	*4.00%*	*4.00%*	*4.00%*	*4.00%*	*4.00%*	*4.00%*	*4.00%*	*4.00%*	*4.00%*
2	Alternative 2 - $2 Million Minimum Rate Revenue	*0.00%*	*0.00%*	*35.00%*	*3.00%*	*3.00%*	*3.00%*	*3.00%*	*3.00%*	*3.00%*	*3.00%*	*3.00%*	*3.00%*
3	Alternative 3 - No CIP	*0.00%*	*0.00%*	*30.00%*	*0.00%*	*0.00%*	*0.00%*	*0.00%*	*0.00%*	*0.00%*	*0.00%*	*0.00%*	*0.00%*
4	No Rate Increases	*0.00%*	*0.00%*	*0.00%*	*0.00%*	*0.00%*	*0.00%*	*0.00%*	*0.00%*	*0.00%*	*0.00%*	*0.00%*	*0.00%*

©2024 NBS Government Finance Group.

TABLE 2 : RESERVE FUND SUMMARY

SUMMARY OF CASH ACTIVITY SEWER FUND RESERVES	Budget	Projected	5-Year Projected Rate Period					Projected				
	FY 2022/23	FY 2023/24	FY 2024/25	FY 2025/26	FY 2026/27	FY 2027/28	FY 2028/29	FY 2029/30	FY 2030/31	FY 2031/32	FY 2032/33	FY 2033/34
Total Beginning Cash[1]	**$ 19,478,607**	**$ 14,525,121**	**$ 12,491,015**									
Unrestricted Reserves:												
Operating Reserve												
Beginning Reserve Balance	$ 5,843,582	$ 4,448,935	$ 1,167,073	$ (920,357)	$ 2,134,571	$ 4,854,000	$ 5,038,000	$ 5,232,000	$ 5,436,000	$ 5,652,000	$ 5,880,000	$ 6,121,000
Plus: Net Cash Flow (After Rate Increases)			(2,102,473)	3,054,928	3,446,196	1,537,080	1,924,649	2,312,181	2,709,995	3,082,153	3,434,467	3,779,167
Plus: Transfer of Debt Reserve Surplus			-	-	-	-	-	-	-	-	-	-
Plus: Interest Earnings			15,044	-	27,515	62,568	64,940	67,440	70,070	72,854	75,793	78,900
Less: Transfer Out to Capital Replacement Reserve			-	-	(754,282)	(1,415,648)	(1,795,588)	(2,175,621)	(2,564,065)	(2,927,007)	(3,269,260)	(3,603,067)
Ending Cash Reserve Balance	***$ 4,448,935***	***$ 1,167,073***	***$ (920,357)***	***$ 2,134,571***	***$ 4,854,000***	***$ 5,038,000***	***$ 5,232,000***	***$ 5,436,000***	***$ 5,652,000***	***$ 5,880,000***	***$ 6,121,000***	***$ 6,376,000***
Target Ending Balance (90 days of O&M)[2]	*$ 3,215,000*	*$ 4,338,000*	*$ 4,680,000*	*$ 4,679,000*	*$ 4,854,000*	*$ 5,038,000*	*$ 5,232,000*	*$ 5,436,000*	*$ 5,652,000*	*$ 5,880,000*	*$ 6,121,000*	*$ 6,376,000*
Capital Rehabilitation & Replacement Reserve												
Beginning Reserve Balance	$ 13,635,025	$ 10,380,848	$ 11,323,942	$ 5,473,966	$ 5,544,525	$ 6,370,276	$ 7,868,037	$ 9,765,044	$ 12,066,537	$ 13,887,603	$ 14,806,018	$ 15,714,110
Plus: Grant Proceeds			-	-	-	-	-	-	-	-	-	-
Plus: Transfer of Operating Reserve Surplus			-	-	754,282	1,415,648	1,795,588	2,175,621	2,564,065	2,927,007	3,269,260	3,603,067
Plus: Interest Earnings			145,966	70,559	71,469	82,113	101,419	125,871	155,538	179,011	190,850	202,555
Less: Use of Reserves for Capital Projects			(5,995,942)	-	-	-	-	-	(898,537)	(2,187,603)	(2,552,018)	(3,170,110)
Ending Capital Rehab & Replacement Reserve Balance	***$ 10,380,848***	***$ 11,323,942***	***$ 5,473,966***	***$ 5,544,525***	***$ 6,370,276***	***$ 7,868,037***	***$ 9,765,044***	***$ 12,066,537***	***$ 13,887,603***	***$ 14,806,018***	***$ 15,714,110***	***$ 16,349,621***
Target Ending Balance (3% of Assets)[3]	*$ 4,451,000*	*$ 4,541,000*	*$ 5,328,000*	*$ 6,376,000*	*$ 7,902,000*	*$ 8,814,000*	*$ 9,426,000*	*$ 9,819,000*	*$ 11,168,000*	*$ 11,700,000*	*$ 12,254,000*	*$ 12,544,000*
Ending Cash Balance - Excl. Restricted Reserves	***$ 14,829,783***	***$ 12,491,015***	***$ 4,553,609***	***$ 7,679,096***	***$ 11,224,276***	***$ 12,906,037***	***$ 14,997,044***	***$ 17,502,537***	***$ 19,539,603***	***$ 20,686,018***	***$ 21,835,110***	***$ 22,725,621***
Min. Target Ending Cash Balance -Excl. Restricted Reserves	***$ 7,666,000***	***$ 8,879,000***	***$ 10,008,000***	***$ 11,055,000***	***$ 12,756,000***	***$ 13,852,000***	***$ 14,658,000***	***$ 15,255,000***	***$ 16,820,000***	***$ 17,580,000***	***$ 18,375,000***	***$ 18,920,000***
Ending Surplus/(Deficit) Compared to Reserve Targets	***$ 7,163,783***	***$ 3,612,015***	***$ (5,454,391)***	***$ (3,375,904)***	***$ (1,531,724)***	***$ (945,963)***	***$ 339,044***	***$ 2,247,537***	***$ 2,719,603***	***$ 3,106,018***	***$ 3,460,110***	***$ 3,805,621***
Days Cash on Hand	***285***	***193***	***62***	***98***	***140***	***145***	***165***	***188***	***204***	***210***	***216***	***219***

1. Beginning cash balances provided by City staff.
2. The Operating Reserve target is set equal to 6 months, or 180 days, of annual operating expenditures.
3. The Capital Rehabilitation & Replacement Reserve target is set equal to 3% of net assets.

TABLE 3 : RESERVE FUND SUMMARY, cont.

SUMMARY OF CASH ACTIVITY, cont. SEWER FUND RESERVES	Budget	Projected	5-Year Projected Rate Period					Projected				
	FY 2022/23	FY 2023/24	FY 2024/25	FY 2025/26	FY 2026/27	FY 2027/28	FY 2028/29	FY 2029/30	FY 2030/31	FY 2031/32	FY 2032/33	FY 2033/34
Restricted Reserves:												
Debt Service - SRF Loan Treatment Plant												
Beginning Reserve Balance[1]	$ 1,632,643	$ 1,542,381	$ 1,542,381	$ 1,562,262	$ 1,582,399	$ 1,602,796	$ 1,623,457	$ 1,644,383	$ 1,665,579	$ 1,687,048	$ 1,708,794	$ 1,730,821
Plus: Reserve Funding from Future Debt Obligations			-	-	-	-	-	-	-	-	-	-
Plus: Interest Earnings			19,881	20,138	20,397	20,660	20,926	21,196	21,469	21,746	22,026	22,310
Ending Debt Reserve Balance	***$ 1,542,381***	***$ 1,542,381***	***$ 1,562,262***	***$ 1,582,399***	***$ 1,602,796***	***$ 1,623,457***	***$ 1,644,383***	***$ 1,665,579***	***$ 1,687,048***	***$ 1,708,794***	***$ 1,730,821***	***$ 1,753,131***
Debt Service - SRF Loan Harding Drain												
Beginning Reserve Balance	$ 997,515	$ 937,549	$ 937,549	$ 949,634	$ 961,875	$ 974,274	$ 986,832	$ 999,552	$ 1,012,437	$ 1,025,487	$ 1,038,705	$ 1,052,094
Plus: Reserve Funding from Future Debt Obligations			-	-	-	-	-	-	-	-	-	-
Plus: Interest Earnings			12,085	12,241	12,399	12,558	12,720	12,884	13,050	13,219	13,389	13,561
Ending Debt Reserve Balance	***$ 937,549***	***$ 937,549***	***$ 949,634***	***$ 961,875***	***$ 974,274***	***$ 986,832***	***$ 999,552***	***$ 1,012,437***	***$ 1,025,487***	***$ 1,038,705***	***$ 1,052,094***	***$ 1,065,656***
Ending Cash Balance - Restricted Reserves	***$ 2,479,930***	***$ 2,479,930***	***$ 2,511,896***	***$ 2,544,274***	***$ 2,577,070***	***$ 2,610,289***	***$ 2,643,935***	***$ 2,678,016***	***$ 2,712,535***	***$ 2,747,500***	***$ 2,782,915***	***$ 2,818,787***
Annual Interest Earnings Rate[4]	*1.29%*	*1.29%*	*1.29%*	*1.29%*	*1.29%*	*1.29%*	*1.29%*	*1.29%*	*1.29%*	*1.29%*	*1.29%*	*1.29%*

1. Beginning cash balance for FY 2022/23 provided by City staff. Source file: *2021-22 Balance Sheet fund 410.pdf* .
2. The Operating Reserve target is set equal to 6 months, or 180 days, of annual operating expenditures.
3. The Capital Rehabilitation & Replacement Reserve target is set equal to 3% of net assets.
4. Historical interest earning rates are per the average annual yields for funds invested in LAIF (2018-2022). The source is the California State Treasurer's website: *https://www.treasurer.ca.gov/pmia-laif/historical/annual.asp* .

©2024 NBS Government Finance Group.

CHART 1

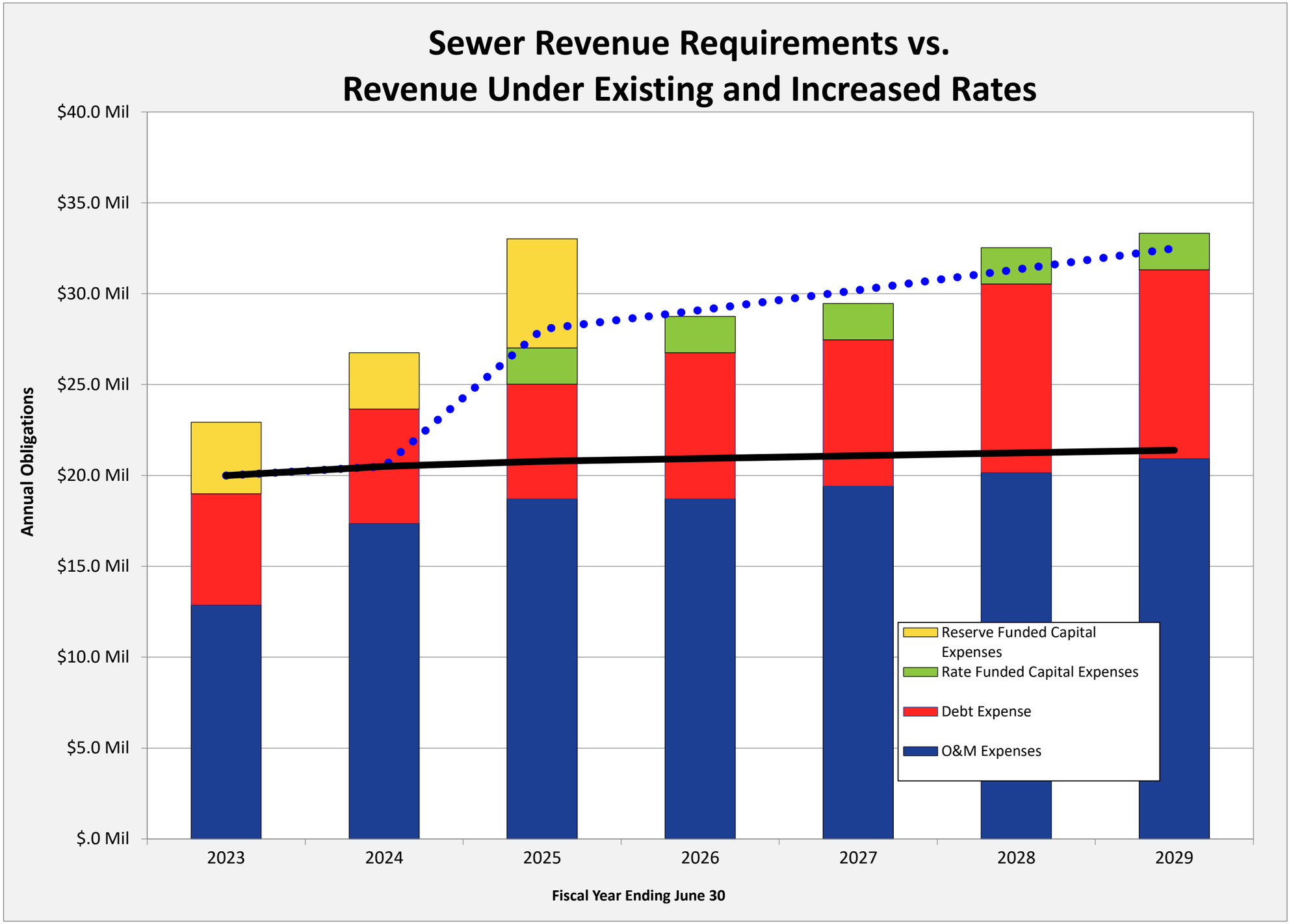

©2024 NBS Government Finance Group.

CHART 2

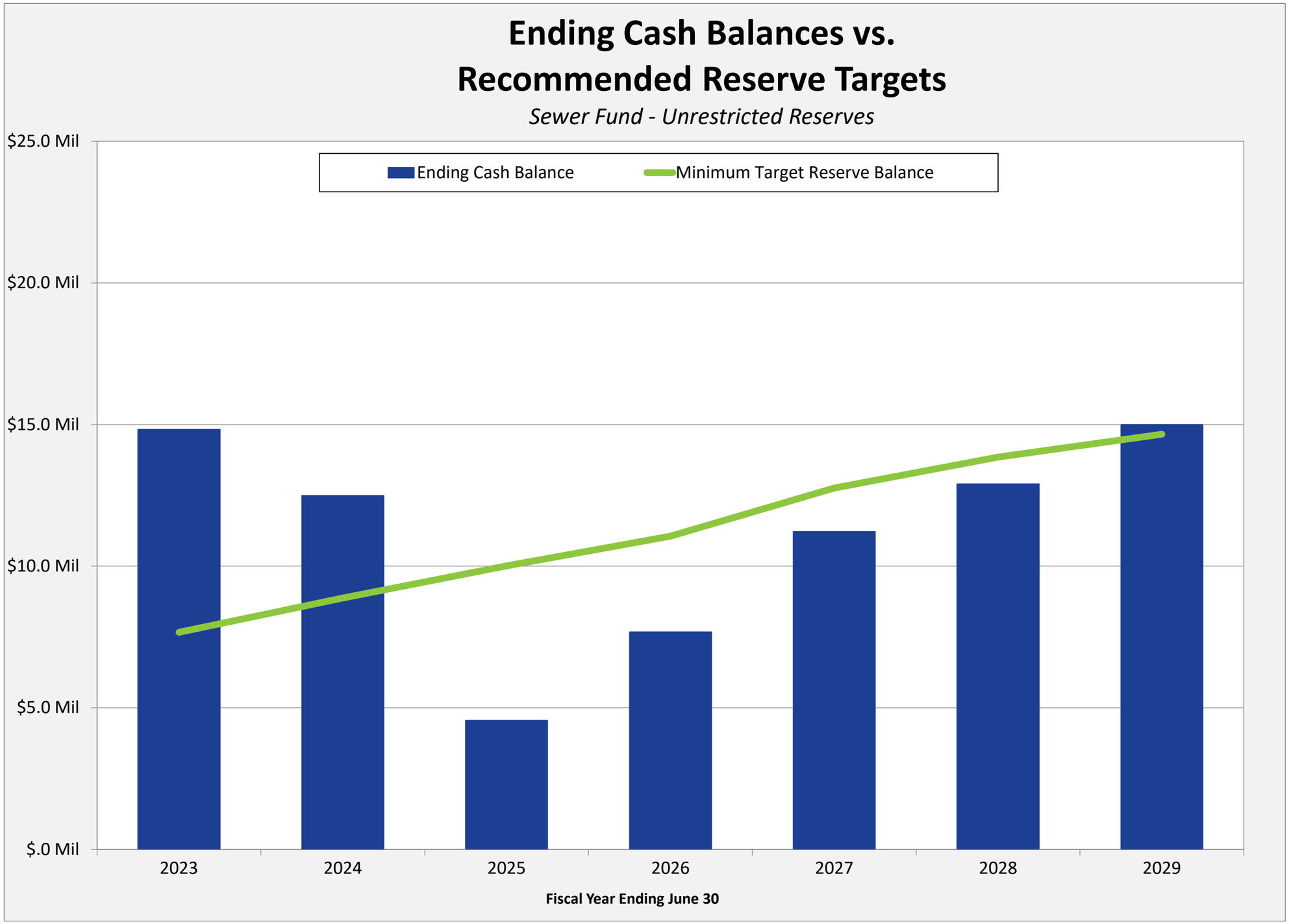

©2024 NBS Government Finance Group.

CHART 3

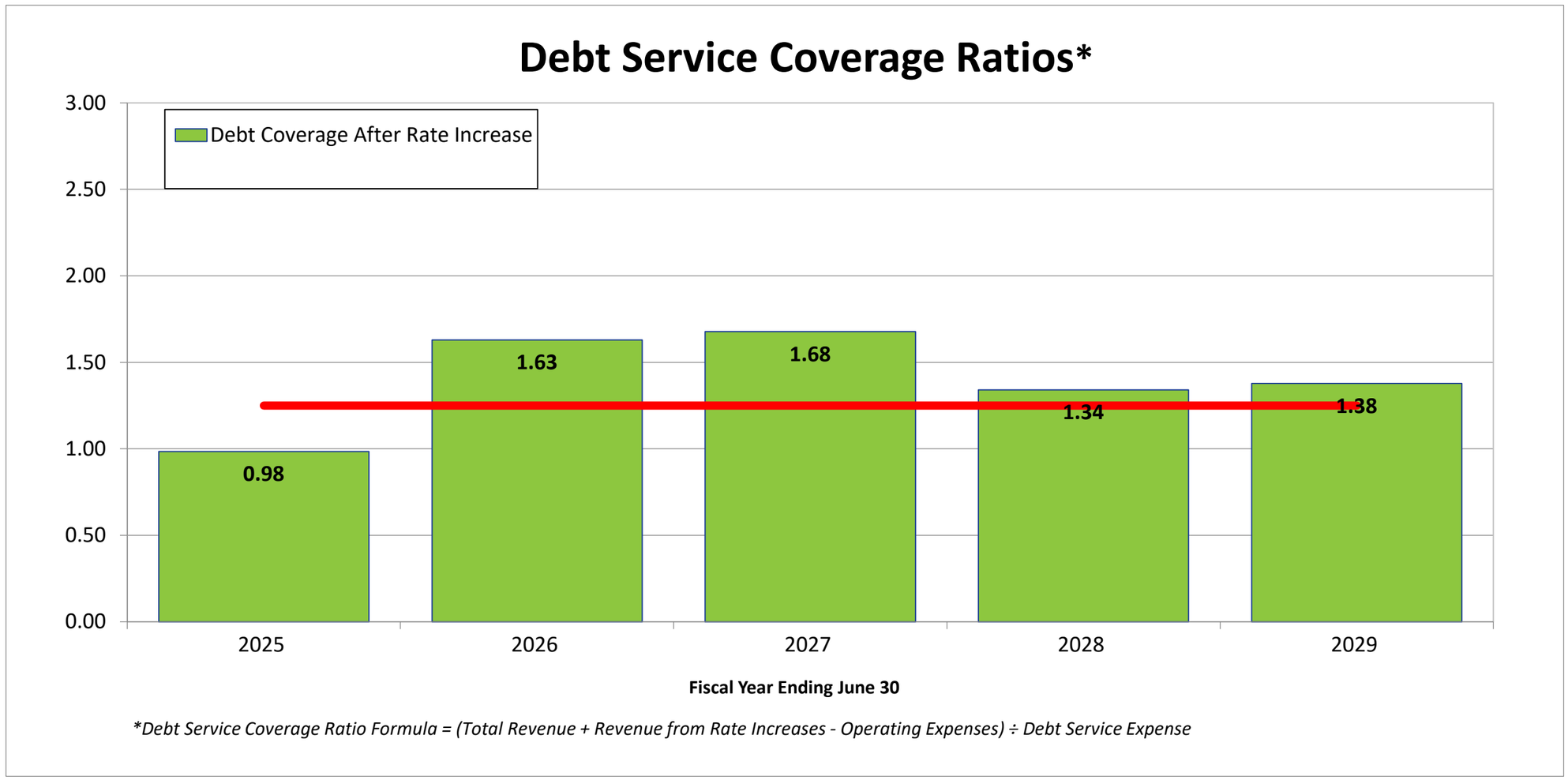

**Debt Service Coverage Ratio Formula = (Total Revenue + Revenue from Rate Increases - Operating Expenses) ÷ Debt Service Expense*

©2024 NBS Government Finance Group.

CHART 4

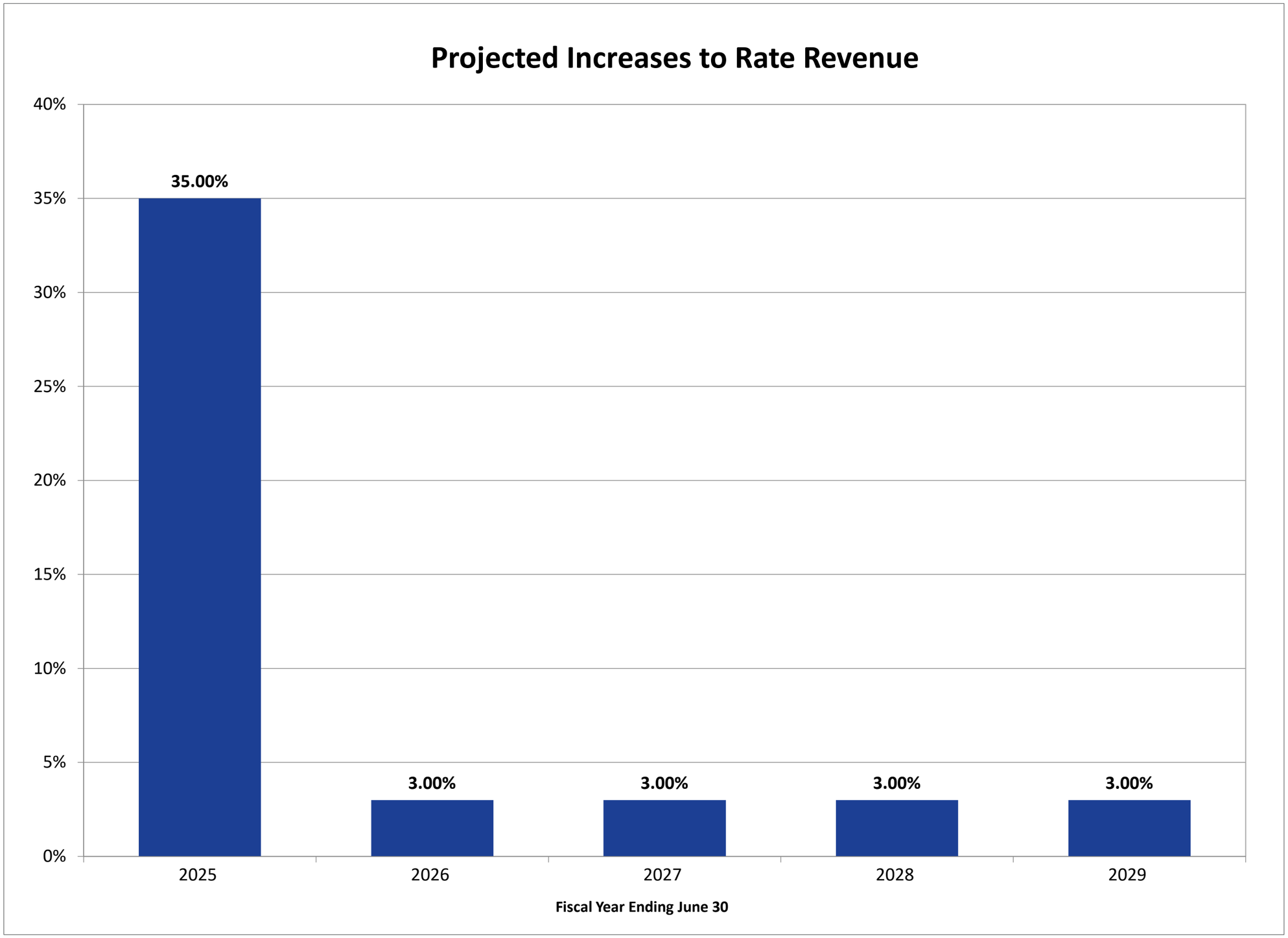

©2024 NBS Government Finance Group.

TABLE 4 : REVENUE FORECAST[1]

DESCRIPTION	Basis	Budget	Projected	5-Year Projected Rate Period					Projected				
		FY 2022/23	FY 2023/24	FY 2024/25	FY 2025/26	FY 2026/27	FY 2027/28	FY 2028/29	FY 2029/30	FY 2030/31	FY 2031/32	FY 2032/33	FY 2033/34
Fund 51 - Sewer Revenue													
Interest Income													
Interest Income	See FP	$ (19,033)	$ 126,900	$ -	$ -	$ -	$ -	$ -	$ -	$ -	$ -	$ -	$ -
Rate Revenue													
Turlock Residential	1	12,482,845	13,000,000	13,174,707	13,271,490	13,368,273	13,465,055	13,561,838	13,658,621	13,755,403	13,852,186	13,948,969	14,045,751
Turlock Commercial	1	1,465,438	1,500,000	1,520,159	1,531,326	1,542,493	1,553,660	1,564,827	1,575,995	1,587,162	1,598,329	1,609,496	1,620,664
Turlock Industrial	1	6,045,294	6,000,000	6,080,634	6,125,303	6,169,972	6,214,641	6,259,310	6,303,979	6,348,648	6,393,317	6,437,985	6,482,654
Other Revenue													
Monitoring Station/Effluent	1	19,800	22,000	22,296	22,459	22,623	22,787	22,951	23,115	23,278	23,442	23,606	23,770
Other Sewer Charges	1	23,000	15,000	15,202	15,313	15,425	15,537	15,648	15,760	15,872	15,983	16,095	16,207
Sewer Connections	1	7,787	6,000	6,081	6,125	6,170	6,215	6,259	6,304	6,349	6,393	6,438	6,483
Office Space Rent - IT	8	9,000	10,800	10,800	10,800	10,800	10,800	10,800	10,800	10,800	10,800	10,800	10,800
TID Recycled Water - Walnut Energy Center	1	4,186	-	-	-	-	-	-	-	-	-	-	-
Liquid Waste Haulers	1	36,130	50,000	50,672	51,044	51,416	51,789	52,161	52,533	52,905	53,278	53,650	54,022
Miscellaneous General	1	65,168											
Sale of Property	8	791	1,000	1,000	1,000	1,000	1,000	1,000	1,000	1,000	1,000	1,000	1,000
Property Rent	8	12,250	12,250	12,250	12,250	12,250	12,250	12,250	12,250	12,250	12,250	12,250	12,250
Reimbursement - Supplies from Depts	8	85,631	70,000	70,000	70,000	70,000	70,000	70,000	70,000	70,000	70,000	70,000	70,000
Transfers In													
Transfers In for Street Lights	8	-	10,000	10,000	10,000	10,000	10,000	10,000	10,000	10,000	10,000	10,000	10,000
Transfers In from F416-O&M	8	-	150,000	150,000	150,000	150,000	150,000	150,000	150,000	150,000	150,000	150,000	150,000
Biogas Solution	8	-	-	-	2,706,000	2,706,000	2,706,000	2,706,000	2,706,000	2,706,000	2,706,000	2,706,000	2,706,000
Total - Revenue		**$ 20,238,287**	**$ 20,973,950**	**$ 21,123,800**	**$ 23,983,111**	**$ 24,136,422**	**$ 24,289,733**	**$ 24,443,044**	**$ 24,596,356**	**$ 24,749,667**	**$ 24,902,978**	**$ 25,056,289**	**$ 25,209,600**

TABLE 5 : REVENUE SUMMARY

DESCRIPTION	Basis	Budget	Projected	5-Year Projected Rate Period					Projected				
		FY 2022/23	FY 2023/24	FY 2024/25	FY 2025/26	FY 2026/27	FY 2027/28	FY 2028/29	FY 2029/30	FY 2030/31	FY 2031/32	FY 2032/33	FY 2033/34
Rate Revenue													
Turlock Residential		$ 12,482,845	$ 13,000,000	$ 13,174,707	$ 13,271,490	$ 13,368,273	$ 13,465,055	$ 13,561,838	$ 13,658,621	$ 13,755,403	$ 13,852,186	$ 13,948,969	$ 14,045,751
Turlock Commercial		1,465,438	1,500,000	1,520,159	1,531,326	1,542,493	1,553,660	1,564,827	1,575,995	1,587,162	1,598,329	1,609,496	1,620,664
Turlock Industrial		6,045,294	6,000,000	6,080,634	6,125,303	6,169,972	6,214,641	6,259,310	6,303,979	6,348,648	6,393,317	6,437,985	6,482,654
Other Revenue													
Support Services		-	-	-	-	-	-	-	-	-	-	-	-
Other Revenue		263,744	187,050	188,300	188,992	189,685	190,377	191,069	191,762	192,454	193,146	193,839	194,531
Transfers In													
Transfers In		-	160,000	160,000	160,000	160,000	160,000	160,000	160,000	160,000	160,000	160,000	160,000
Interest Income													
Interest Income		(19,033)	126,900	-	-	-	-	-	-	-	-	-	-
Capital Repair/Replacement													
Capital Repair/Replacement		-	-	-	2,706,000	2,706,000	2,706,000	2,706,000	2,706,000	2,706,000	2,706,000	2,706,000	2,706,000
Total - Revenue		**$ 20,238,287**	**$ 20,973,950**	**$ 21,123,800**	**$ 23,983,111**	**$ 24,136,422**	**$ 24,289,733**	**$ 24,443,044**	**$ 24,596,356**	**$ 24,749,667**	**$ 24,902,978**	**$ 25,056,289**	**$ 25,209,600**
	Check	$ -	$ -	$ -	$ -	$ -	$ -	$ -	$ -	$ -	$ -	$ -	$ -

©2024 NBS Government Finance Group.

TABLE 6 : OPERATING EXPENSE FORECAST[1]

DESCRIPTION	Basis	Budget	Projected	5-Year Projected Rate Period					Projected				
		FY 2022/23	FY 2023/24	FY 2024/25	FY 2025/26	FY 2026/27	FY 2027/28	FY 2028/29	FY 2029/30	FY 2030/31	FY 2031/32	FY 2032/33	FY 2033/34
Fund 51 - Sewer Expenses													
530 - Operations													
Full Time Salaries	3	$ 2,302,869	$ 2,928,815	$ 2,990,613	$ 3,053,715	$ 3,118,148	$ 3,183,941	$ 3,251,122	$ 3,319,721	$ 3,389,767	$ 3,461,291	$ 3,534,325	$ 3,608,899
Part Time Help General	3	60,360	40,000	40,844	41,706	42,586	43,484	44,402	45,339	46,295	47,272	48,270	49,288
Bilingual Pay	3	4,394	5,645	5,764	5,886	6,010	6,137	6,266	6,398	6,533	6,671	6,812	6,956
Confidential Pay	3	2,131	3,076	3,141	3,207	3,275	3,344	3,415	3,487	3,560	3,635	3,712	3,790
Educational Incentive	3	7,758	8,207	8,380	8,557	8,738	8,922	9,110	9,302	9,499	9,699	9,904	10,113
Sick Leave Conversion Pay	3	9,684	10,000	10,211	10,426	10,646	10,871	11,100	11,335	11,574	11,818	12,067	12,322
Stand By Wages	3	12,852	23,100	23,587	24,085	24,593	25,112	25,642	26,183	26,736	27,300	27,876	28,464
Vacation Conversion Pay	3	8,238	10,500	10,722	10,948	11,179	11,415	11,655	11,901	12,153	12,409	12,671	12,938
Management Leave Conversion	3	584	4,500	4,595	4,692	4,791	4,892	4,995	5,101	5,208	5,318	5,430	5,545
Continuous Service Pay	3	32,442	33,155	33,855	34,569	35,298	36,043	36,804	37,580	38,373	39,183	40,010	40,854
Overtime Standard	3	136,798	123,000	125,595	128,245	130,951	133,714	136,536	139,417	142,358	145,362	148,429	151,561
Medical Dental Plan	3	587,651	653,477	667,265	681,345	695,721	710,401	725,390	740,696	756,325	772,283	788,578	805,217
Vision Insurance	3	4,783	7,733	7,896	8,063	8,233	8,407	8,584	8,765	8,950	9,139	9,332	9,529
Long Term Disability Insurance	3	23,773	30,519	31,163	31,820	32,492	33,177	33,878	34,592	35,322	36,068	36,829	37,606
Life Insurance	3	7,194	9,577	9,779	9,985	10,196	10,411	10,631	10,855	11,084	11,318	11,557	11,801
SUI	3	7,758	10,000	10,211	10,426	10,646	10,871	11,100	11,335	11,574	11,818	12,067	12,322
Workers Comp Insurance	3	47,517	65,187	66,562	67,967	69,401	70,865	72,361	73,887	75,446	77,038	78,664	80,324
City Liability Insurance	3	42,366	48,444	49,466	50,510	51,576	52,664	53,775	54,910	56,068	57,251	58,459	59,693
PERS	3	392,712	544,785	556,280	568,017	580,003	592,241	604,737	617,497	630,526	643,830	657,415	671,286
Medicare Tax	3	36,653	46,255	47,231	48,228	49,245	50,284	51,345	52,429	53,535	54,664	55,818	56,996
Social Security	3	3,745	2,480	2,532	2,586	2,640	2,696	2,753	2,811	2,870	2,931	2,993	3,056
Retiree Health Insurance	3	50,132	63,911	65,260	66,636	68,043	69,478	70,944	72,441	73,970	75,530	77,124	78,751
Deferred Comp	3	18,926	29,010	29,622	30,247	30,885	31,537	32,202	32,882	33,576	34,284	35,008	35,746
Deferred Comp In Lieu	3	20,188	22,560	23,036	23,522	24,018	24,525	25,043	25,571	26,111	26,662	27,224	27,799
Employee Contribution to PERS	3	(202,575)	(268,436)	(274,100)	(279,884)	(285,789)	(291,819)	(297,977)	(304,264)	(310,684)	(317,239)	(323,933)	(330,768)
PERS UAL (Unfunded Accrued Liability)	3	668,223	559,987	571,803	583,868	596,187	608,767	621,612	634,728	648,121	661,796	675,760	690,018
Alarm Monitoring General	2	2,543	2,000	2,069	2,140	2,214	2,291	2,370	2,451	2,536	2,623	2,714	2,808
Contract Attorney	2	12,037	40,000	41,380	42,808	44,284	45,812	47,393	49,028	50,719	52,469	54,279	56,152
Gov't Relations/Public Affairs	2	27,500	20,000	20,690	21,404	22,142	22,906	23,696	24,514	25,360	26,235	27,140	28,076
Car Wash	2	273	500	517	535	554	573	592	613	634	656	678	702
City Hall Shared Costs-Contract Services Shared Costs	2	11,744	22,381	23,153	23,952	24,778	25,633	26,517	27,432	28,379	29,358	30,371	31,418
Collection Service	2	47	3,000	3,104	3,211	3,321	3,436	3,554	3,677	3,804	3,935	4,071	4,211
Work Order Management Software	2	-	-	-	-	-	-	-	-	-	-	-	-
Consultant Audit	2	750	21,197	21,928	22,685	23,467	24,277	25,115	25,981	26,877	27,805	28,764	29,756
Fire Extinguisher	2	2,034	2,000	2,069	2,140	2,214	2,291	2,370	2,451	2,536	2,623	2,714	2,808
Copier Maintenance/Lease	2	3,912	6,000	6,207	6,421	6,643	6,872	7,109	7,354	7,608	7,870	8,142	8,423
Printer Maintenance	2	1,559	2,000	2,069	2,140	2,214	2,291	2,370	2,451	2,536	2,623	2,714	2,808
Insurance Property	2	24,689	132,000	136,554	141,265	146,139	151,181	156,396	161,792	167,374	173,148	179,122	185,301
Laundry & Linen Service	2	11,960	14,000	14,483	14,983	15,500	16,034	16,587	17,160	17,752	18,364	18,998	19,653
Maintenance - Air & Heat General	2	34,315	50,000	51,725	53,510	55,356	57,265	59,241	61,285	63,399	65,586	67,849	70,190
Maintenance - HSQ Agreement	2	55,865	75,000	77,588	80,264	83,033	85,898	88,862	91,927	95,099	98,380	101,774	105,285
Maintenance - Office/Computer Equip.	2	-	500	517	535	554	573	592	613	634	656	678	702
Maintenance - New World Software Maintenance	2	12,727	12,562	12,995	13,444	13,908	14,387	14,884	15,397	15,928	16,478	17,046	17,635
Maintenance - Weed Spraying	2	24,085	25,000	25,863	26,755	27,678	28,633	29,621	30,642	31,700	32,793	33,925	35,095
Maintenance MMS Subscription	2	-	45,030	46,584	48,191	49,853	51,573	53,352	55,193	57,097	59,067	61,105	63,213
Pest Control	2	3,080	5,000	5,173	5,351	5,536	5,727	5,924	6,128	6,340	6,559	6,785	7,019
Contract Help - Collections and Billing	2	-	-	-	-	-	-	-	-	-	-	-	-
Physicals, Shots and Psychological	2	1,092	2,500	2,586	2,675	2,768	2,863	2,962	3,064	3,170	3,279	3,392	3,509
Subtotal - Operations		**$ 4,517,367**	**$ 5,496,157**	**$ 5,618,567**	**$ 5,743,782**	**$ 5,871,869**	**$ 6,002,896**	**$ 6,136,934**	**$ 6,274,055**	**$ 6,414,332**	**$ 6,557,841**	**$ 6,704,661**	**$ 6,854,869**

©2024 NBS Government Finance Group.

TABLE 7 : OPERATING EXPENSE FORECAST[1]

DESCRIPTION	Basis	Budget	Projected	5-Year Projected Rate Period					Projected				
		FY 2022/23	FY 2023/24	FY 2024/25	FY 2025/26	FY 2026/27	FY 2027/28	FY 2028/29	FY 2029/30	FY 2030/31	FY 2031/32	FY 2032/33	FY 2033/34
530 - Operations, cont.													
Security	2	$ -	$ 15,000	$ 15,518	$ 16,053	$ 16,607	$ 17,180	$ 17,772	$ 18,385	$ 19,020	$ 19,676	$ 20,355	$ 21,057
Transaction Fees - Credit Card	2	6,756	8,900	9,207	9,525	9,853	10,193	10,545	10,909	11,285	11,674	12,077	12,494
Radio System Maint. Motorola System	2	3,174	3,224	3,335	3,450	3,569	3,692	3,820	3,952	4,088	4,229	4,375	4,526
Radio System Maint. Delta System/Subscriber	2	5,491	5,592	5,785	5,985	6,191	6,405	6,626	6,854	7,091	7,335	7,588	7,850
Radio System Maint Microwave Maint. (Nokia/Delta)	2	-	-	-	-	-	-	-	-	-	-	-	-
Contract - Analysis Water Waste	2	104,427	200,000	206,900	214,038	221,422	229,061	236,964	245,139	253,597	262,346	271,397	280,760
Biosolids Recycling	2	205,613	250,000	258,625	267,548	276,778	286,327	296,205	306,424	316,996	327,932	339,246	350,950
Contract Help - Service	2	227,005	377,000	390,007	403,462	417,381	431,781	446,677	462,088	478,030	494,522	511,583	529,232
NPDES Permit Studies	2	82,660	300,000	310,350	321,057	332,134	343,592	355,446	367,709	380,395	393,519	407,095	421,140
Professional Services - Bonds	2	3,200	-	-	-	-	-	-	-	-	-	-	-
Regulatory Fees	2	252,849	303,000	313,454	324,268	335,455	347,028	359,001	371,386	384,199	397,454	411,166	425,351
Special Services/Projects	2	52,052	70,500	72,932	75,448	78,051	80,744	83,530	86,412	89,393	92,477	95,667	98,968
TID Gomes Lake	2	-	20,000	20,690	21,404	22,142	22,906	23,696	24,514	25,360	26,235	27,140	28,076
Chlorinator Preventative Maintenance Service	2	-	-	-	-	-	-	-	-	-	-	-	-
RWQCF Master Plan Update and Capacity Study	2	120,565	75,000	77,588	80,264	83,033	85,898	88,862	91,927	95,099	98,380	101,774	105,285
Supplies - General	2	114,219	150,000	155,175	160,529	166,067	171,796	177,723	183,854	190,197	196,759	203,547	210,570
Supplies - Meters/Samplers	2	40,322	50,000	51,725	53,510	55,356	57,265	59,241	61,285	63,399	65,586	67,849	70,190
Supplies - Telemetry	2	11,920	25,000	25,863	26,755	27,678	28,633	29,621	30,642	31,700	32,793	33,925	35,095
Supplies - Transfers to Other Departments	2	116,432	100,000	103,450	107,019	110,711	114,531	118,482	122,570	126,798	131,173	135,698	140,380
Supplies - Blower Intake Filters	2	14,700	-	-	-	-	-	-	-	-	-	-	-
Supplies - Laboratory	2	39,021	40,000	41,380	42,808	44,284	45,812	47,393	49,028	50,719	52,469	54,279	56,152
Chemicals Aluminum Chloralhydrate	4	-	100,000	105,450	111,197	117,257	123,648	130,387	137,493	144,986	152,888	161,220	170,007
Chemicals Chlorine	4	687,643	2,000,000	2,109,000	2,223,941	2,345,145	2,472,956	2,607,732	2,749,853	2,899,720	3,057,755	3,224,403	3,400,132
Chemicals Ferric Chloride	4	-	2,500	2,636	2,780	2,931	3,091	3,260	3,437	3,625	3,822	4,031	4,250
Chemicals Polymer	4	32,866	50,000	52,725	55,599	58,629	61,824	65,193	68,746	72,493	76,444	80,610	85,003
Chemicals Sodium Bisulfite	4	204,793	225,000	237,263	250,193	263,829	278,208	293,370	309,358	326,219	343,997	362,745	382,515
Computer Software Maintenance	2	11,739	57,200	59,173	61,215	63,327	65,512	67,772	70,110	72,529	75,031	77,619	80,297
Computer Software Maintenance - UT Coll	2	-	-	-	-	-	-	-	-	-	-	-	-
Computer Software Maintenance - Linko	2	-	-	-	-	-	-	-	-	-	-	-	-
Computer Software Maintenance - IVR	2	4,749	5,000	5,173	5,351	5,536	5,727	5,924	6,128	6,340	6,559	6,785	7,019
Computer WQC Software Licenses	2	5,093	-	-	-	-	-	-	-	-	-	-	-
Computer Software Maintenance - WIMS	2	-	-	-	-	-	-	-	-	-	-	-	-
Utility Billing Supplies	2	11,868	2,000	2,069	2,140	2,214	2,291	2,370	2,451	2,536	2,623	2,714	2,808
Utility Billing Postage	2	41,137	45,000	46,553	48,159	49,820	51,539	53,317	55,156	57,059	59,028	61,064	63,171
Utility Billing Forms	2	9,823	9,000	9,311	9,632	9,964	10,308	10,663	11,031	11,412	11,806	12,213	12,634
Minor Equipment Safety Equipment	2	22,368	25,000	25,863	26,755	27,678	28,633	29,621	30,642	31,700	32,793	33,925	35,095
Minor Equipment Tools	2	14,793	15,000	15,518	16,053	16,607	17,180	17,772	18,385	19,020	19,676	20,355	21,057
Minor Equipment Headworks	2	-	15,000	15,518	16,053	16,607	17,180	17,772	18,385	19,020	19,676	20,355	21,057
Minor Equipment Flotator	2	-	15,000	15,518	16,053	16,607	17,180	17,772	18,385	19,020	19,676	20,355	21,057
Minor Equipment Biotower	2	-	15,000	15,518	16,053	16,607	17,180	17,772	18,385	19,020	19,676	20,355	21,057
Minor Equipment Aeration	2	-	25,000	25,863	26,755	27,678	28,633	29,621	30,642	31,700	32,793	33,925	35,095
Minor Equipment Secondary Clarifier	2	-	45,000	46,553	48,159	49,820	51,539	53,317	55,156	57,059	59,028	61,064	63,171
Minor Equipment High Rate Coagulation Clarifier	2	-	15,000	15,518	16,053	16,607	17,180	17,772	18,385	19,020	19,676	20,355	21,057
Minor Equipment Cloth Fiber	2	-	90,000	93,105	96,317	99,640	103,078	106,634	110,313	114,118	118,056	122,128	126,342
Minor Equipment Chlorine	2	-	20,000	20,690	21,404	22,142	22,906	23,696	24,514	25,360	26,235	27,140	28,076
Minor Equipment Dechlorination	2	-	10,000	10,345	10,702	11,071	11,453	11,848	12,257	12,680	13,117	13,570	14,038
Minor Equipment Digester	2	-	25,000	25,863	26,755	27,678	28,633	29,621	30,642	31,700	32,793	33,925	35,095
Postage General	2	5,159	6,000	6,207	6,421	6,643	6,872	7,109	7,354	7,608	7,870	8,142	8,423
Office Equipment & Furniture	2	1,157	30,000	31,035	32,106	33,213	34,359	35,545	36,771	38,039	39,352	40,709	42,114
Subtotal - Operations		**$ 2,453,594**	**$ 4,839,916**	**$ 5,054,443**	**$ 5,278,963**	**$ 5,513,961**	**$ 5,759,949**	**$ 6,017,462**	**$ 6,287,063**	**$ 6,569,344**	**$ 6,864,927**	**$ 7,174,466**	**$ 7,498,645**

©2024 NBS Government Finance Group.

TABLE 8 : OPERATING EXPENSE FORECAST, cont.[1]

DESCRIPTION	Basis	Budget	Projected	5-Year Projected Rate Period					Projected				
		FY 2022/23	FY 2023/24	FY 2024/25	FY 2025/26	FY 2026/27	FY 2027/28	FY 2028/29	FY 2029/30	FY 2030/31	FY 2031/32	FY 2032/33	FY 2033/34
530 - Operations, cont.													
Telephone General	2	$ 19,764	$ 20,000	$ 20,690	$ 21,404	$ 22,142	$ 22,906	$ 23,696	$ 24,514	$ 25,360	$ 26,235	$ 27,140	$ 28,076
Telephone Wireless/Tablet Service Plan	2	15,950	20,000	20,690	21,404	22,142	22,906	23,696	24,514	25,360	26,235	27,140	28,076
Turlock Irrigation District General	5	1,824,317	2,000,000	2,167,000	2,347,945	2,543,998	2,756,422	2,986,583	3,235,963	3,506,165	3,798,930	4,116,141	4,459,839
Turlock Irrigation District TID - Irrigation Water	5	2,570	3,000	3,251	3,522	3,816	4,135	4,480	4,854	5,259	5,698	6,174	6,690
PG&E General	5	205,215	150,000	162,525	176,096	190,800	206,732	223,994	242,697	262,962	284,920	308,711	334,488
City Hall Shared Costs - Utilities	6	6,138	8,475	9,068	9,703	10,382	11,109	11,887	12,719	13,609	14,562	15,581	16,672
Internet Access	2	958	1,000	1,035	1,070	1,107	1,145	1,185	1,226	1,268	1,312	1,357	1,404
City Water / Sewer	6	-	-	-	-	-	-	-	-	-	-	-	-
Auto Allowance	2	480	480	497	514	531	550	569	588	609	630	651	674
Equipment Rental	2	19,301	20,000	20,690	21,404	22,142	22,906	23,696	24,514	25,360	26,235	27,140	28,076
Fleet Maintenance Labor	2	10,606	15,000	15,518	16,053	16,607	17,180	17,772	18,385	19,020	19,676	20,355	21,057
Outside Contractor Labor	2	1,242	4,000	4,138	4,281	4,428	4,581	4,739	4,903	5,072	5,247	5,428	5,615
CNG General	2	306	2,000	2,069	2,140	2,214	2,291	2,370	2,451	2,536	2,623	2,714	2,808
Gas & Oil	7	53,205	60,000	68,136	77,375	87,867	99,782	113,313	128,678	146,126	165,941	188,443	213,996
Vehicle & Small Equipment Maintenance Parts	2	17,700	20,000	20,690	21,404	22,142	22,906	23,696	24,514	25,360	26,235	27,140	28,076
Vehicle Insurance	2	3,038	3,700	3,828	3,960	4,096	4,238	4,384	4,535	4,692	4,853	5,021	5,194
Advertising	2	495	1,500	1,552	1,605	1,661	1,718	1,777	1,839	1,902	1,968	2,035	2,106
Bank Charges	2	109,126	125,700	130,037	134,523	139,164	143,965	148,932	154,070	159,385	164,884	170,573	176,458
Bad Debt Expense	2	(126)	2,000	2,069	2,140	2,214	2,291	2,370	2,451	2,536	2,623	2,714	2,808
Books and Subscriptions	2	-	1,000	1,035	1,070	1,107	1,145	1,185	1,226	1,268	1,312	1,357	1,404
Certification	2	3,160	5,000	5,173	5,351	5,536	5,727	5,924	6,128	6,340	6,559	6,785	7,019
Dues Miscellaneous	2	547	800	828	856	886	916	948	981	1,014	1,049	1,086	1,123
Meetings	2	-	500	517	535	554	573	592	613	634	656	678	702
Professional Development	2	1,305	1,940	2,007	2,076	2,148	2,222	2,299	2,378	2,460	2,545	2,633	2,723
Property Taxes General	2	233	500	517	535	554	573	592	613	634	656	678	702
Shoe Allowance	2	3,273	6,000	6,207	6,421	6,643	6,872	7,109	7,354	7,608	7,870	8,142	8,423
Educational Assistance Program Reimbursement	2	-	1,000	1,035	1,070	1,107	1,145	1,185	1,226	1,268	1,312	1,357	1,404
Testing and Recruitment	2	3,386	10,000	10,345	10,702	11,071	11,453	11,848	12,257	12,680	13,117	13,570	14,038
Training General/Travel	2	22,084	25,000	25,863	26,755	27,678	28,633	29,621	30,642	31,700	32,793	33,925	35,095
Training New World Software	2	-	3,000	3,104	3,211	3,321	3,436	3,554	3,677	3,804	3,935	4,071	4,211
Transfers Out To 240&305 BCH Rent - Coll & Bill	8	11,850	15,800	15,800	15,800	15,800	15,800	15,800	15,800	15,800	15,800	15,800	15,800
Transfers Out To Fd 110 Bldg Maint - Coll & Bill	8	3,443	6,562	6,562	6,562	6,562	6,562	6,562	6,562	6,562	6,562	6,562	6,562
Transfers Out To Fd 110 Utilities - Coll & Bill	8	1,799	2,485	2,485	2,485	2,485	2,485	2,485	2,485	2,485	2,485	2,485	2,485
Transfers Out To Fd 501 Info Tech - GIS	8	-	42,823	42,823	42,823	42,823	42,823	42,823	42,823	42,823	42,823	42,823	42,823
Transfers Out To Fd 110 GF Admin Fr Fd 410 WQC	8	822,599	885,564	885,564	885,564	885,564	885,564	885,564	885,564	885,564	885,564	885,564	885,564
Transfers Out To Fd 110 Public Safety Services	8	307,638	307,638	307,638	307,638	307,638	307,638	307,638	307,638	307,638	307,638	307,638	307,638
Transfers Out To Fd 501 for I.T. Services	8	146,751	161,823	161,823	161,823	161,823	161,823	161,823	161,823	161,823	161,823	161,823	161,823
Transfers Out To Fd 242 Network	8	1,789	1,642	1,642	1,642	1,642	1,642	1,642	1,642	1,642	1,642	1,642	1,642
Transfers Out To Fd 242 Computer Replacement	8	6,975	11,149	11,149	11,149	11,149	11,149	11,149	11,149	11,149	11,149	11,149	11,149
Transfers Out For Vehicle & Equip Replacement	8	25,000	40,000	40,000	40,000	40,000	40,000	40,000	40,000	40,000	40,000	40,000	40,000
Salary Credits From Other Departments	3	(27,867)	-	-	-	-	-	-	-	-	-	-	-
Biogas Maintenance	8				(667,000)	(667,000)	(667,000)	(667,000)	(667,000)	(667,000)	(667,000)	(667,000)	(667,000)
SRF Headworks Project	See Exh. 3	-	-	-	-	-	-	-	-	-	-	-	-
SRF Harding Drain Bypass Project	See Exh. 3	-	-	-	-	-	-	-	-	-	-	-	-
2022 Sewer Bonds Refunding	See Exh. 3	-	-	-	-	-	-	-	-	-	-	-	-
Subtotal - Operations		**$ 3,624,250**	**$ 3,987,081**	**$ 4,185,595**	**$ 3,733,610**	**$ 3,966,545**	**$ 4,218,942**	**$ 4,492,482**	**$ 4,788,995**	**$ 5,110,476**	**$ 5,459,096**	**$ 5,837,223**	**$ 6,247,440**
Total - Operations		**$ 10,595,211**	**$ 14,323,154**	**$ 14,858,605**	**$ 14,756,355**	**$ 15,352,375**	**$ 15,981,786**	**$ 16,646,877**	**$ 17,350,113**	**$ 18,094,152**	**$ 18,881,865**	**$ 19,716,350**	**$ 20,600,954**
Plus Debt Service		*$ 6,132,588*	*$ 6,192,094*										
Check to Budget File		*$ -*	*$ -*										

©2024 NBS Government Finance Group.

TABLE 9 : OPERATING EXPENSE FORECAST, cont.[1]

DESCRIPTION	Basis	Budget	Projected	5-Year Projected Rate Period					Projected				
		FY 2022/23	FY 2023/24	FY 2024/25	FY 2025/26	FY 2026/27	FY 2027/28	FY 2028/29	FY 2029/30	FY 2030/31	FY 2031/32	FY 2032/33	FY 2033/34
531 - Collection System													
Full Time Salaries	3	$ 579,182	$ 710,392	$ 725,381	$ 740,687	$ 756,315	$ 772,274	$ 788,569	$ 805,207	$ 822,197	$ 839,546	$ 857,260	$ 875,348
Part Time Help General	3	-	-	-	-	-	-	-	-	-	-	-	-
Bilingual Pay	3	1,382	1,261	1,288	1,315	1,343	1,371	1,400	1,429	1,459	1,490	1,522	1,554
Educational Incentive	3	1,300	1,200	1,225	1,251	1,278	1,305	1,332	1,360	1,389	1,418	1,448	1,479
Sick Leave Conversion Pay	3	3,801	7,000	7,148	7,299	7,453	7,610	7,770	7,934	8,102	8,273	8,447	8,625
Stand By Wages	3	11,529	20,000	20,422	20,853	21,293	21,742	22,201	22,669	23,148	23,636	24,135	24,644
Vacation Conversion Pay	3	1,838	2,500	2,553	2,607	2,662	2,718	2,775	2,834	2,893	2,955	3,017	3,081
Continuous Service Pay	3	5,145	7,230	7,383	7,538	7,697	7,860	8,026	8,195	8,368	8,544	8,725	8,909
Overtime Standard	3	47,646	25,000	25,528	26,066	26,616	27,178	27,751	28,337	28,935	29,545	30,169	30,805
Medical Dental Plan	3	207,038	197,074	201,232	205,478	209,814	214,241	218,761	223,377	228,091	232,903	237,818	242,835
Vision Insurance	3	1,731	2,376	2,426	2,477	2,530	2,583	2,637	2,693	2,750	2,808	2,867	2,928
Long Term Disability Insurance	3	6,000	7,402	7,558	7,718	7,881	8,047	8,217	8,390	8,567	8,748	8,932	9,121
Life Insurance	3	1,817	2,323	2,372	2,422	2,473	2,525	2,579	2,633	2,689	2,745	2,803	2,862
SUI	3	2,782	2,618	2,673	2,730	2,787	2,846	2,906	2,967	3,030	3,094	3,159	3,226
Workers Comp Insurance	3	18,257	21,596	22,052	22,517	22,992	23,477	23,973	24,478	24,995	25,522	26,061	26,611
City Liability Insurance	3	10,836	10,754	10,981	11,213	11,449	11,691	11,937	12,189	12,447	12,709	12,977	13,251
PERS	3	96,731	134,766	137,610	140,513	143,478	146,505	149,597	152,753	155,976	159,267	162,628	166,059
Medicare Tax	3	9,137	11,231	11,468	11,710	11,957	12,209	12,467	12,730	12,999	13,273	13,553	13,839
Social Security	3	-	-	-	-	-	-	-	-	-	-	-	-
Retiree Health Insurance	3	11,584	14,208	14,508	14,814	15,126	15,446	15,772	16,104	16,444	16,791	17,145	17,507
Deferred Comp	3	3,232	4,504	4,599	4,696	4,795	4,896	5,000	5,105	5,213	5,323	5,435	5,550
Deferred Comp In Lieu	3	1,663	2,850	2,910	2,972	3,034	3,098	3,164	3,230	3,299	3,368	3,439	3,512
Employee Contribution to PERS	3	(50,993)	(64,965)	(66,336)	(67,735)	(69,165)	(70,624)	(72,114)	(73,636)	(75,190)	(76,776)	(78,396)	(80,050)
PERS UAL (Unfunded Accrued Liability)	3	175,848	173,030	176,681	180,409	184,216	188,102	192,071	196,124	200,262	204,488	208,803	213,208
Car Wash	2	25	100	103	107	111	115	118	123	127	131	136	140
Copier Maintenance/Lease	2	201	1,000	1,035	1,070	1,107	1,145	1,185	1,226	1,268	1,312	1,357	1,404
Printer Maintenance	2	66	300	310	321	332	344	355	368	380	394	407	421
Tree Removal Service	2	3,549	20,000	20,690	21,404	22,142	22,906	23,696	24,514	25,360	26,235	27,140	28,076
Laundry & Linen Service	2	1,569	3,000	3,104	3,211	3,321	3,436	3,554	3,677	3,804	3,935	4,071	4,211
Maintenance - Air & Heat General	2	-	1,000	1,035	1,070	1,107	1,145	1,185	1,226	1,268	1,312	1,357	1,404
Maintenance T.V.	2	-	5,000	5,173	5,351	5,536	5,727	5,924	6,128	6,340	6,559	6,785	7,019
Pave Trenches	2	9,170	100,000	103,450	107,019	110,711	114,531	118,482	122,570	126,798	131,173	135,698	140,380
Pest Control	2	-	30,000	31,035	32,106	33,213	34,359	35,545	36,771	38,039	39,352	40,709	42,114
Physicals, Shots and Psychological	2	1,304	2,000	2,069	2,140	2,214	2,291	2,370	2,451	2,536	2,623	2,714	2,808
Radio System Maint. Motorola System	2	1,587	1,612	1,668	1,725	1,785	1,846	1,910	1,976	2,044	2,115	2,187	2,263
Radio System Maint. Delta System/Subscriber	2	2,746	2,796	2,892	2,992	3,095	3,202	3,313	3,427	3,545	3,668	3,794	3,925
Radio System Maint. Microwave Maint. (Nokia/Delta)	2	-	-	-	-	-	-	-	-	-	-	-	-
Regulatory Fees	2	-	20,000	20,690	21,404	22,142	22,906	23,696	24,514	25,360	26,235	27,140	28,076
Sewer Root System	2	-	25,000	25,863	26,755	27,678	28,633	29,621	30,642	31,700	32,793	33,925	35,095
TID Irrigation Lines Repair	2	-	15,000	15,518	16,053	16,607	17,180	17,772	18,385	19,020	19,676	20,355	21,057
Supplies General	2	67,965	125,000	129,313	133,774	138,389	143,163	148,103	153,212	158,498	163,966	169,623	175,475
Supplies Piping Supplies	2	22,790	125,000	129,313	133,774	138,389	143,163	148,103	153,212	158,498	163,966	169,623	175,475
Supplies Asphalt Replacement Mix	2	-	2,000	2,069	2,140	2,214	2,291	2,370	2,451	2,536	2,623	2,714	2,808
Minor Equipment Safety Equipment	2	4,888	10,000	10,345	10,702	11,071	11,453	11,848	12,257	12,680	13,117	13,570	14,038
Minor Equipment Tools	2	6,340	10,000	10,345	10,702	11,071	11,453	11,848	12,257	12,680	13,117	13,570	14,038
Telephone General	2	135	-	-	-	-	-	-	-	-	-	-	-
Turlock Irrigation District General	5	57,100	60,000	65,010	70,438	76,320	82,693	89,597	97,079	105,185	113,968	123,484	133,795
Equipment Rental	2	1,168	5,000	5,173	5,351	5,536	5,727	5,924	6,128	6,340	6,559	6,785	7,019
Fleet Maintenance Labor	2	21,719	60,000	62,070	64,211	66,427	68,718	71,089	73,542	76,079	78,704	81,419	84,228
Subtotal - Collection System		**$ 1,349,808**	**$ 1,918,158**	**$ 1,969,930**	**$ 2,023,368**	**$ 2,078,542**	**$ 2,135,526**	**$ 2,194,398**	**$ 2,255,242**	**$ 2,318,146**	**$ 2,383,202**	**$ 2,450,509**	**$ 2,520,172**

©2024 NBS Government Finance Group.

TABLE 10 : OPERATING EXPENSE FORECAST, cont.[1]

DESCRIPTION	Basis	Budget	Projected	5-Year Projected Rate Period					Projected				
		FY 2022/23	FY 2023/24	FY 2024/25	FY 2025/26	FY 2026/27	FY 2027/28	FY 2028/29	FY 2029/30	FY 2030/31	FY 2031/32	FY 2032/33	FY 2033/34
531 - Collection System, cont.													
Outside Contractor Labor	2	$ 9,200	$ 10,000	$ 10,345	$ 10,702	$ 11,071	$ 11,453	$ 11,848	$ 12,257	$ 12,680	$ 13,117	$ 13,570	$ 14,038
CNG General	2	-	5,000	5,173	5,351	5,536	5,727	5,924	6,128	6,340	6,559	6,785	7,019
Gas & Oil	7	20,428	29,300	33,273	37,785	42,909	48,727	55,334	62,838	71,358	81,035	92,023	104,501
Vehicle & Small Equipment Maintenance Parts	2	37,685	35,000	36,208	37,457	38,749	40,086	41,469	42,899	44,379	45,910	47,494	49,133
Vehicle Insurance	2	6,320	7,300	7,552	7,812	8,082	8,361	8,649	8,948	9,256	9,576	9,906	10,248
Certification	2	1,784	10,000	10,345	10,702	11,071	11,453	11,848	12,257	12,680	13,117	13,570	14,038
Dues Miscellaneous	2	6,656	10,000	10,345	10,702	11,071	11,453	11,848	12,257	12,680	13,117	13,570	14,038
Meetings	2	-	1,000	1,035	1,070	1,107	1,145	1,185	1,226	1,268	1,312	1,357	1,404
Shoe Allowance	2	2,057	5,000	5,173	5,351	5,536	5,727	5,924	6,128	6,340	6,559	6,785	7,019
Educational Assistance Program Reimbursement	2	-	1,000	1,035	1,070	1,107	1,145	1,185	1,226	1,268	1,312	1,357	1,404
Testing & Recruitment	2	1,417	5,000	5,173	5,351	5,536	5,727	5,924	6,128	6,340	6,559	6,785	7,019
Training General/Travel	2	1,522	25,000	25,863	26,755	27,678	28,633	29,621	30,642	31,700	32,793	33,925	35,095
Education and Outreach	2	1,899	10,000	10,345	10,702	11,071	11,453	11,848	12,257	12,680	13,117	13,570	14,038
Transfers Out To Fd 501 for I.T. Services	8	38,780	51,447	51,447	51,447	51,447	51,447	51,447	51,447	51,447	51,447	51,447	51,447
Transfers Out To Fd 242 Network	8	569	522	522	522	522	522	522	522	522	522	522	522
Transfers Out For Vehicle & Equip Replace	8	35,000	-	-	-	-	-	-	-	-	-	-	-
Subtotal - Collection System		**$ 163,317**	**$ 205,569**	**$ 213,830**	**$ 222,779**	**$ 232,492**	**$ 243,058**	**$ 254,576**	**$ 267,161**	**$ 280,938**	**$ 296,051**	**$ 312,665**	**$ 330,962**
Total - Collection System		**$ 1,513,125**	**$ 2,123,727**	**$ 2,183,761**	**$ 2,246,147**	**$ 2,311,033**	**$ 2,378,583**	**$ 2,448,974**	**$ 2,522,403**	**$ 2,599,083**	**$ 2,679,253**	**$ 2,763,174**	**$ 2,851,135**
Check to Budget File		*$ -*	*$ -*										

TABLE 11 : OPERATING EXPENSE FORECAST, cont.[1]

DESCRIPTION	Basis	Budget	Projected	5-Year Projected Rate Period					Projected				
		FY 2022/23	FY 2023/24	FY 2024/25	FY 2025/26	FY 2026/27	FY 2027/28	FY 2028/29	FY 2029/30	FY 2030/31	FY 2031/32	FY 2032/33	FY 2033/34
532 - Storm Basin Maintenance/Combined System													
Full Time Salaries	3	$ 330,516	$ 394,578	$ 402,904	$ 411,405	$ 420,086	$ 428,949	$ 438,000	$ 447,242	$ 456,679	$ 466,315	$ 476,154	$ 486,201
Part Time Help General	3	12,790	30,000	30,633	31,279	31,939	32,613	33,301	34,004	34,722	35,454	36,202	36,966
Part Time Help Clerical	3	1,422	1,600	1,634	1,668	1,703	1,739	1,776	1,814	1,852	1,891	1,931	1,972
Non-City Sponsored Events	3	-	125	128	130	133	136	139	142	145	148	151	154
Bilingual Pay	3	600	650	664	678	692	707	722	737	752	768	784	801
Confidential Pay	3	270	493	503	514	525	536	547	559	571	583	595	607
Educational Incentive	3	90	144	147	150	153	157	160	163	167	170	174	177
Sick Leave Conversion Pay	3	3,132	5,000	5,106	5,213	5,323	5,436	5,550	5,667	5,787	5,909	6,034	6,161
Stand By Wages	3	947	3,500	3,574	3,649	3,726	3,805	3,885	3,967	4,051	4,136	4,224	4,313
Vacation Conversion Pay	3	1,365	3,000	3,063	3,128	3,194	3,261	3,330	3,400	3,472	3,545	3,620	3,697
Management Leave Conversion	3	-	400	408	417	426	435	444	453	463	473	483	493
Continuous Service Pay	3	13,303	14,781	15,093	15,411	15,737	16,069	16,408	16,754	17,107	17,468	17,837	18,213
Overtime Standard	3	3,418	2,500	2,553	2,607	2,662	2,718	2,775	2,834	2,893	2,955	3,017	3,081
Medical Dental Plan	3	108,687	84,533	86,317	88,138	89,998	91,897	93,836	95,816	97,837	99,902	102,010	104,162
Vision Insurance	3	770	1,002	1,023	1,045	1,067	1,089	1,112	1,136	1,160	1,184	1,209	1,235
Long Term Disability Insurance	3	3,430	4,112	4,199	4,287	4,378	4,470	4,565	4,661	4,759	4,860	4,962	5,067
Life Insurance	3	1,037	1,290	1,317	1,345	1,373	1,402	1,432	1,462	1,493	1,525	1,557	1,590
SUI	3	1,120	1,287	1,314	1,342	1,370	1,399	1,429	1,459	1,490	1,521	1,553	1,586
Workers Comp Insurance	3	8,708	10,121	10,335	10,553	10,775	11,003	11,235	11,472	11,714	11,961	12,213	12,471
City Liability Insurance	3	10,649	13,415	13,698	13,987	14,282	14,584	14,891	15,205	15,526	15,854	16,188	16,530
PERS	3	60,611	76,602	78,218	79,869	81,554	83,275	85,032	86,826	88,658	90,529	92,439	94,389
Medicare Tax	3	3,830	5,289	5,401	5,515	5,631	5,750	5,871	5,995	6,121	6,251	6,382	6,517
Social Security	3	657	1,967	2,009	2,051	2,094	2,138	2,183	2,230	2,277	2,325	2,374	2,424
Retiree Health Insurance	3	7,079	8,651	8,834	9,020	9,210	9,405	9,603	9,806	10,013	10,224	10,440	10,660
Subtotal - Storm Basin Maintenance/Combined System		**$ 574,433**	**$ 665,040**	**$ 679,072**	**$ 693,401**	**$ 708,032**	**$ 722,971**	**$ 738,226**	**$ 753,802**	**$ 769,707**	**$ 785,948**	**$ 802,532**	**$ 819,465**

©2024 NBS Government Finance Group.

TABLE 12 : OPERATING EXPENSE FORECAST, cont.[1]

DESCRIPTION	Basis	Budget	Projected	5-Year Projected Rate Period					Projected				
		FY 2022/23	FY 2023/24	FY 2024/25	FY 2025/26	FY 2026/27	FY 2027/28	FY 2028/29	FY 2029/30	FY 2030/31	FY 2031/32	FY 2032/33	FY 2033/34
532 - Storm Basin Maintenance/Combined System, cont.													
Deferred Comp	3	$ 1,668	$ 5,110	$ 5,218	$ 5,328	$ 5,440	$ 5,555	$ 5,672	$ 5,792	$ 5,914	$ 6,039	$ 6,166	$ 6,297
Deferred Comp in Lieu	3	1,093	1,824	1,862	1,902	1,942	1,983	2,025	2,067	2,111	2,156	2,201	2,248
Employee Contribution to PERS	3	(29,753)	(37,006)	(37,787)	(38,584)	(39,398)	(40,230)	(41,078)	(41,945)	(42,830)	(43,734)	(44,657)	(45,599)
PERS UAL (Unfunded Accrued Liability)	3	90,701	78,021	79,667	81,348	83,065	84,817	86,607	88,434	90,300	92,206	94,151	96,138
Car Wash	2	-	25	26	27	28	29	30	31	32	33	34	35
Copier Maintenance/Lease	2	36	550	569	589	609	630	652	674	697	721	746	772
Laundry & Linen Service	2	1,010	1,500	1,552	1,605	1,661	1,718	1,777	1,839	1,902	1,968	2,035	2,106
Maintenance MMS Subscription	2	2,703	4,503	4,658	4,819	4,985	5,157	5,335	5,519	5,710	5,907	6,110	6,321
Physicals, Shots and Psychological	2	109	1,000	1,035	1,070	1,107	1,145	1,185	1,226	1,268	1,312	1,357	1,404
Supplies General	2	25,549	35,000	36,208	37,457	38,749	40,086	41,469	42,899	44,379	45,910	47,494	49,133
Minor Equipment Safety Equipment	2	489	5,000	5,173	5,351	5,536	5,727	5,924	6,128	6,340	6,559	6,785	7,019
Minor Equipment Tools	2	630	15,000	15,518	16,053	16,607	17,180	17,772	18,385	19,020	19,676	20,355	21,057
Telephone General	2	98	50	52	54	55	57	59	61	63	66	68	70
Telephone Wireless/Tablet Service Plan	2	1,054	1,107	1,145	1,185	1,226	1,268	1,312	1,357	1,404	1,452	1,502	1,554
Equipment Rental	2	1,526	5,000	5,173	5,351	5,536	5,727	5,924	6,128	6,340	6,559	6,785	7,019
Fleet Maintenance Labor	2	3,248	28,750	29,742	30,768	31,829	32,928	34,064	35,239	36,455	37,712	39,013	40,359
Outside Contractor Labor	2	2,034	5,750	5,948	6,154	6,366	6,586	6,813	7,048	7,291	7,542	7,803	8,072
Gas & Oil	7	7,823	10,000	11,356	12,896	14,645	16,630	18,885	21,446	24,354	27,657	31,407	35,666
Vehicle & Small Equipment Maintenance Parts	2	6,434	11,500	11,897	12,307	12,732	13,171	13,625	14,096	14,582	15,085	15,605	16,144
Vehicle Insurance	2	357	500	517	535	554	573	592	613	634	656	678	702
Professional Development	2	-	348	360	372	385	399	412	427	441	456	472	489
Property Taxes General	2	79	150	155	161	166	172	178	184	190	197	204	211
Shoe Allowance	2	1,050	1,500	1,552	1,605	1,661	1,718	1,777	1,839	1,902	1,968	2,035	2,106
Educational Assistance Program Reimbursement	2	-	500	517	535	554	573	592	613	634	656	678	702
Training General/Travel	2	90	1,200	1,241	1,284	1,329	1,374	1,422	1,471	1,522	1,574	1,628	1,685
Transfers Out To Fd 501 for I.T. Services	8	19,594	22,917	22,917	22,917	22,917	22,917	22,917	22,917	22,917	22,917	22,917	22,917
Transfers Out To Fd 242 Network	8	244	232	232	232	232	232	232	232	232	232	232	232
Subtotal - Storm Basin Maintenance/Combined System		**$ 137,866**	**$ 200,031**	**$ 206,502**	**$ 213,320**	**$ 220,514**	**$ 228,120**	**$ 236,174**	**$ 244,720**	**$ 253,804**	**$ 263,480**	**$ 273,808**	**$ 284,856**

©2024 NBS Government Finance Group.

TABLE 13 : OPERATING EXPENSE FORECAST, cont.[1]

DESCRIPTION	Basis	Budget	Projected	5-Year Projected Rate Period					Projected				
		FY 2022/23	FY 2023/24	FY 2024/25	FY 2025/26	FY 2026/27	FY 2027/28	FY 2028/29	FY 2029/30	FY 2030/31	FY 2031/32	FY 2032/33	FY 2033/34
532 - Storm Basin Maintenance/Combined System, cont.													
Transfers Out For Vehicle & Equip Replace	8	$ 40,735	$ 40,735	$ 40,735	$ 40,735	$ 40,735	$ 40,735	$ 40,735	$ 40,735	$ 40,735	$ 40,735	$ 40,735	$ 40,735
Subtotal - Storm Basin Maintenance/Combined System		**$ 40,735**	**$ 40,735**	**$ 40,735**	**$ 40,735**	**$ 40,735**	**$ 40,735**	**$ 40,735**	**$ 40,735**	**$ 40,735**	**$ 40,735**	**$ 40,735**	**$ 40,735**
Total - Storm Basin Maintenance/Combined System		**$ 753,034**	**$ 905,806**	**$ 926,309**	**$ 947,455**	**$ 969,281**	**$ 991,826**	**$ 1,015,135**	**$ 1,039,257**	**$ 1,064,246**	**$ 1,090,163**	**$ 1,117,075**	**$ 1,145,056**
Check to Budget File		*$ 388,074*	*$ 686,726*										

*Note: Only expensesin Fund 532 directly attributable to the sewer utility have been included in the analysis for the rate study.
Expenses in Fund 532 directly attributable to the storm system have been excluded from the analysis for the rate study.

TABLE 14 : OPERATING EXPENSE FORECAST, cont.[1]

DESCRIPTION	Basis	Budget	Projected	5-Year Projected Rate Period					Projected				
		FY 2022/23	FY 2023/24	FY 2024/25	FY 2025/26	FY 2026/27	FY 2027/28	FY 2028/29	FY 2029/30	FY 2030/31	FY 2031/32	FY 2032/33	FY 2033/34
Additional Staffing													
Environmental Compliance Inspector Supervisor	3	$ -	$ -	$ 162,308	$ 165,733	$ 169,230	$ 172,800	$ 176,446	$ 180,170	$ 183,971	$ 187,853	$ 191,817	$ 195,864
Lab Manager	3	-	-	105,141	107,359	109,625	111,938	114,300	116,711	119,174	121,689	124,256	126,878
Network Engineer	3	-	-	89,646	91,538	93,469	95,441	97,455	99,511	101,611	103,755	105,944	108,180
Planner	3	-	-	79,911	81,597	83,319	85,077	86,872	88,705	90,577	92,488	94,439	96,432
Safety	3	-	-	79,911	81,597	83,319	85,077	86,872	88,705	90,577	92,488	94,439	96,432
Planner (Utilities)	3	-	-	79,641	81,321	83,037	84,789	86,578	88,405	90,271	92,175	94,120	96,106
SCADA Tech	3	-	-	76,976	78,600	80,259	81,952	83,681	85,447	87,250	89,091	90,971	92,890
Instrumentation & Control Tech Senior	3	-	-	76,976	78,600	80,259	81,952	83,681	85,447	87,250	89,091	90,971	92,890
Subtotal - Additional Staffing		**$ -**	**$ -**	**$ 750,510**	**$ 766,346**	**$ 782,516**	**$ 799,027**	**$ 815,886**	**$ 833,101**	**$ 850,680**	**$ 868,629**	**$ 886,957**	**$ 905,672**
Grand Total - Sewer Expenses		**$ 12,861,370**	**$ 17,352,687**	**$ 18,719,185**	**$ 18,716,303**	**$ 19,415,204**	**$ 20,151,222**	**$ 20,926,873**	**$ 21,744,874**	**$ 22,608,161**	**$ 23,519,910**	**$ 24,483,556**	**$ 25,502,817**

1. Revenues and expenses for FY 2022/23 and FY 2023/24 provided by the City. Source files: *2022-23 BPR fund 410.pdf* & *rptBudgetPerformance (42).pdf* .

TABLE 15 : FORECASTING ASSUMPTIONS

INFLATION FACTORS[1]	Basis	FY 2022/23	FY 2023/24	FY 2024/25	FY 2025/26	FY 2026/27	FY 2027/28	FY 2028/29	FY 2029/30	FY 2030/31	FY 2031/32	FY 2032/33	FY 2033/34
Customer Growth[2]	1	--	1.36%	1.34%	0.73%	0.73%	0.72%	0.72%	0.71%	0.71%	0.70%	0.70%	0.69%
General Cost Inflation[3]	2	--	3.45%	3.45%	3.45%	3.45%	3.45%	3.45%	3.45%	3.45%	3.45%	3.45%	3.45%
Labor Cost Inflation[4]	3	--	2.11%	2.11%	2.11%	2.11%	2.11%	2.11%	2.11%	2.11%	2.11%	2.11%	2.11%
Chemicals[5]	4	--	5.45%	5.45%	5.45%	5.45%	5.45%	5.45%	5.45%	5.45%	5.45%	5.45%	5.45%
Electricty[6]	5	--	8.35%	8.35%	8.35%	8.35%	8.35%	8.35%	8.35%	8.35%	8.35%	8.35%	8.35%
Fuel & Utilities[7]	6	--	7.00%	7.00%	7.00%	7.00%	7.00%	7.00%	7.00%	7.00%	7.00%	7.00%	7.00%
Gas & Oil[8]	7	--	13.56%	13.56%	13.56%	13.56%	13.56%	13.56%	13.56%	13.56%	13.56%	13.56%	13.56%
No Escalation	8	--	0.00%	0.00%	0.00%	0.00%	0.00%	0.00%	0.00%	0.00%	0.00%	0.00%	0.00%

1. Expenses are inflated each year by the following annual inflation factor categories. Website: *https://data.bls.gov* .
2. Customer growth rate is based on a report published by the Stanislaus Council of Governments. Source file: *2021 Stanislaus County Demographic and Employment Forecast* , Page 24.
3. General cost inflation is based on the 5-year average annual change in the Consumer Price Index for all urban consumers in the San Francisco-Oakland-Hayward, CA area.
4. Labor cost inflation is based on the 10-year average annual change in the Quarterly Census of Employment and Wages for Stanislaus County, CA.
5. Chemicals cost inflation is based on the 5-year average annual change in the Producer Price Index for all urban consumers.
6. Electricity cost inflation is based on the 5-year average annual change in the Consumer Price Index for all urban consumers in the San Francisco-Oakland-Hayward, CA area.
7. Fuel and utilities cost inflation is based on the 5-year average annual change in the Consumer Price Index for all urban consumers in the San Francisco-Oakland-Hayward, CA area. This factor is used for utility costs other than electricity.
8. Gasoline cost inflation is based on the 5-year average annual change in the Consumer Price Index for all urban consumers in the San Francisco-Oakland-Hayward, CA area.

©2024 NBS Government Finance Group.

TABLE 16 : CAPITAL FUNDING SUMMARY

CAPITAL FUNDING FORECAST	Budget	Projected	5-Year Projected Rate Period					Projected				
Funding Sources:	FY 2022/23	FY 2023/24	FY 2024/25	FY 2025/26	FY 2026/27	FY 2027/28	FY 2028/29	FY 2029/30	FY 2030/31	FY 2031/32	FY 2032/33	FY 2033/34
Grants	$ -	$ -	$ -	$ -	$ -	$ -	$ -	$ -	$ -	$ -	$ -	$ -
Use of Capacity Fee Reserves	-	-	-	-	-	-	-	-	-	-	-	-
SRF Loan Funding	-	-	-	-	-	-	-	-	-	-	-	-
Biogas One Time Incentive	-	-	-	-	6,317,200	-	-	-	-	-	-	-
Use of Future Revenue Bond Proceeds	-	-	19,054,936	30,151,051	32,858,720	17,649,536	3,138,272	3,339,178	10,960,440	10,640,470	10,855,833	1,054,380
Use of Capital Rehabilitation and Replacement Reserve	3,929,235	3,095,479	5,995,942	-	-	-	-	-	898,537	2,187,603	2,552,018	3,170,110
Rate Revenue	-	-	2,000,000	2,000,000	2,000,000	2,000,000	2,000,000	2,000,000	2,000,000	2,000,000	2,000,000	2,000,000
Total Sources of Capital Funds	**$ 3,929,235**	**$ 3,095,479**	**$ 27,050,878**	**$ 32,151,051**	**$ 41,175,920**	**$ 19,649,536**	**$ 5,138,272**	**$ 5,339,178**	**$ 13,858,977**	**$ 14,828,073**	**$ 15,407,851**	**$ 6,224,490**
Uses of Capital Funds:												
Total Project Costs	$ 3,929,235	$ 3,095,479	$ 27,050,878	$ 32,151,051	$ 41,175,920	$ 19,649,536	$ 5,138,272	$ 5,339,178	$ 13,858,977	$ 14,828,073	$ 15,407,851	$ 6,224,490
Capital Funding Surplus (Deficiency)	*$ -*	*$ -*	*$ -*	*$ -*	*$ -*	*$ -*	*$ -*	*$ -*	*$ -*	*$ -*	*$ -*	*$ -*
Future Revenue Bond Proceeds	*$ -*	*$ -*	*$ 19,054,936*	*$ 30,151,051*	*$ 32,858,720*	*$ 17,649,536*	*$ 3,138,272*	*$ 3,339,178*	*$ 10,960,440*	*$ -*	*$ -*	*$ -*
Future Revenue Bond Proceeds	*$ -*	*$ -*	*$ 49,206,000*	*$ -*	*$ 50,508,000*	*$ -*	*$ -*	*$ 14,300,000*	*$ -*	*$ -*	*$ -*	*$ -*

	2											
Min. Rate Revenue	1	*$ 1,000,000*	*$ 1,000,000*	*$ 1,000,000*	*$ 1,000,000*	*$ 1,000,000*	*$ 1,000,000*	*$ 1,000,000*	*$ 1,000,000*	*$ 1,000,000*	*$ 1,000,000*	*$ 1,000,000*
	2	*$ -*	*$ -*	*$ 2,000,000*	*$ 2,000,000*	*$ 2,000,000*	*$ 2,000,000*	*$ 2,000,000*	*$ 2,000,000*	*$ 2,000,000*	*$ 2,000,000*	*$ 2,000,000*

CAPITAL IMPROVEMENT PROGRAM FUNDING OPTIONS

2	*Capital Improvement Program Funding Option*			Total Planned CIP FY 2023/24 through FY 2028/29				$ 125,165,657				
Policy Choic	CIP Scenarios by Project Priority	FY 2022/23	FY 2023/24	FY 2024/25	FY 2025/26	FY 2026/27	FY 2027/28	FY 2028/29	FY 2029/30	FY 2030/31	FY 2031/32	FY 2032/33	FY 2033/34
1	Scenario A (Rank 1)	$ 3,929,235	$ 3,095,479	$ 25,911,764	$ 28,347,654	$ 28,343,860	$ 5,150,257	$ 5,138,272	$ 5,339,178	$ 13,858,977	$ 14,828,073	$ 15,407,851	$ 6,224,490
2	Scenario B (Rank 1 & 2)	3,929,235	3,095,479	27,050,878	32,151,051	41,175,920	19,649,536	5,138,272	5,339,178	13,858,977	14,828,073	15,407,851	6,224,490
3	Scenario C (Rank 1, 2, & 3)	3,929,235	3,095,479	27,050,878	35,979,693	52,447,887	31,362,237	12,232,662	5,339,178	13,858,977	14,828,073	15,407,851	6,224,490
4	Scenario D (Rank 1, 2, 3, & 4)	3,929,235	3,095,479	27,050,878	35,979,693	52,447,887	31,362,237	21,013,794	13,507,650	46,352,754	18,298,572	19,014,047	9,971,688
5	No CIP	-	-	-	-	-	-	-	-	-	-	-	-

Capital Improvement Program Funding Choice	FY 2022/23	FY 2023/24	FY 2024/25	FY 2025/26	FY 2026/27	FY 2027/28	FY 2028/29	FY 2029/30	FY 2030/31	FY 2031/32	FY 2032/33	FY 2033/34
Effective Annual Funding Amount	$ 3,929,235	$ 3,095,479	$ 27,050,878	$ 32,151,051	$ 41,175,920	$ 19,649,536	$ 5,138,272	$ 5,339,178	$ 13,858,977	$ 14,828,073	$ 15,407,851	$ 6,224,490

©2024 NBS Government Finance Group.

TABLE 17 : CAPITAL IMPROVEMENT PROGRAM COSTS (*in Current-Year Dollars*)

ID#	Project Description	Rank	FY 2022/23	FY 2023/24	FY 2024/25	FY 2025/26	FY 2026/27	FY 2027/28	FY 2028/29	FY 2029/30	FY 2030/31	FY 2031/32	FY 2032/33	FY 2033/34
Five-Year Capital Improvement Program[1]														
Public Works - Wastewater Treatment System														
6001	TRWQCF Chemical Systems Upgrade	1	$ -	$ -	$ -	$ -	$ -	$ -	$ -	$ -	$ -	$ -	$ -	$ -
6004	Shade Structures at TRWQCF	1	-	-	308,000	-	-	-	-	-	-	-	-	-
6005	TRWQCF Security Fence Improvements	1	-	-	91,000	-	-	-	-	-	-	-	-	-
6006	TRWQCF Equipment Bays	1	-	-	382,000	-	-	-	-	-	-	-	-	-
6008	Chlorine Building Re-Roof	1	-	-	83,000	-	-	-	-	-	-	-	-	-
6009	Sludge Pump Station No. 2 Re-Roof Project	1	-	-	83,000	-	-	-	-	-	-	-	-	-
6010	In-Plant Waste Line Repair	1	-	-	-	-	-	-	-	-	-	-	-	-
6011	Flume No. 1 and No. 2 Rehabilitation	1	-	-	-	-	-	-	-	-	-	-	-	-
Public Works - Sewer			-	-	-	-	-							
7001	Sewer Replacement in Alley Behind Broadway	1	-	180,000	-	-	-	-	-	-	-	-	-	-
7003	Utility Replacement in the Southeast Quadrant[2]	1	-	165,000	2,318,500	-	-	-	-	-	-	-	-	-
Public Works - Storm Drain			-	-	-	-	-							
8001	Assess ASR well at Dianne Pond	1	-	55,000	-	-	-	-	-	-	-	-	-	-
Total: Five-Year Capital Improvement Program			**$ -**	**$ 400,000**	**$ 3,265,500**	**$ -**	**$ -**	**$ -**	**$ -**	**$ -**	**$ -**	**$ -**	**$ -**	**$ -**
Capital Repair/Replacement Projects[3]														
43096	Clean Digester	1	$ 126,441	$ -	$ -	$ -	$ -	$ -	$ -	$ -	$ -	$ -	$ -	$ -
43125	Maintenance Projects	1	27,030	8,000	-	-	-	-	-	-	-	-	-	-
43351	Facility Site Improvements	1	32,710	250,000	-	-	-	-	-	-	-	-	-	-
43353	RWQCF-OPS Building Repairs	1	3,107	30,000	-	-	-	-	-	-	-	-	-	-
43359	Professional Engineering Services	1	26,574	40,000	-	-	-	-	-	-	-	-	-	-
43363	Coating Contract	1	12,022	70,000	-	-	-	-	-	-	-	-	-	-
44030	Minor Equipment	1	39,728	36,000	-	-	-	-	-	-	-	-	-	-
44090	Office Equipment & Furniture	1	15,154	8,000	-	-	-	-	-	-	-	-	-	-
44100	Telemetry at Industry	1	1,900	-	-	-	-	-	-	-	-	-	-	-
44101	Instrument at Industry	1	19,053	14,000	-	-	-	-	-	-	-	-	-	-
44102	Telemetry Equipment	1	2,260	14,000	-	-	-	-	-	-	-	-	-	-
44103	Small Equipment Replacement - Parks	1	375	2,000	-	-	-	-	-	-	-	-	-	-
44105	Small Equipment Replacement	1	12,621	10,000	-	-	-	-	-	-	-	-	-	-
44106	Samplers	1	19,708	18,000	-	-	-	-	-	-	-	-	-	-
44110	WQC Pump Maintenance	1	64,979	100,000	-	-	-	-	-	-	-	-	-	-
44155	Homeland Security	1	-	8,000	-	-	-	-	-	-	-	-	-	-
51126	West Main Waterline Replacement	1	-	84,000	-	-	-	-	-	-	-	-	-	-
51189	Sewer Line Replace-Alleys	1	221	50,000	-	-	-	-	-	-	-	-	-	-
51196	Auto Samplers	1	12,497	-	-	-	-	-	-	-	-	-	-	-
51198	Gas Detection Unit6	1	341	-	-	-	-	-	-	-	-	-	-	-
51270	Construction Project	1	-	-	-	-	-	-	-	-	-	-	-	-
51300	Construction Repairs/Improvements	1	21,616	149,000	-	-	-	-	-	-	-	-	-	-
51343	Secondary Clarifier Equipment Replacement	1	-	18,000	-	-	-	-	-	-	-	-	-	-
	Biogas Solution	1	-	-	3,559,000	7,118,000	7,118,000	-	-	-	-	-	-	-
51348	Flotator Equipment Replacement	1	9,590	10,000	-	-	-	-	-	-	-	-	-	-
51355	Boiler #2 Replacement	1	-	-	-	-	-	-	-	-	-	-	-	-
51382	TV Inspection Van & Equipment	1	5,834	-	-	-	-	-	-	-	-	-	-	-
51389	Headworks Equipment Replacement	1	3,360	10,000	-	-	-	-	-	-	-	-	-	-
51390	Biotower Equipment Replacement	1	5,218	600,000	-	-	-	-	-	-	-	-	-	-
51391	Tertiary Equipment Replacement	1	73,356	-	-	-	-	-	-	-	-	-	-	-
51396	Data Management System	1	6,912	4,000	-	-	-	-	-	-	-	-	-	-
51398	Digester Equipment Replacement	1	123,458	60,000	-	-	-	-	-	-	-	-	-	-

©2024 NBS Government Finance Group.

TABLE 18 : CAPITAL IMPROVEMENT PROGRAM COSTS, cont. (*in Current-Year Dollars*)

ID#	Project Description	Rank	FY 2022/23	FY 2023/24	FY 2024/25	FY 2025/26	FY 2026/27	FY 2027/28	FY 2028/29	FY 2029/30	FY 2030/31	FY 2031/32	FY 2032/33	FY 2033/34
Capital Repair/Replacement Projects, cont.														
51401	F St/Lander Storm 2-Replace Pumps/Elect Panel	1	$ 79,758	$ -	$ -	$ -	$ -	$ -	$ -	$ -	$ -	$ -	$ -	$ -
51403	Chlorine Equipment Replacement	1	11,655	8,000	-	-	-	-	-	-	-	-	-	-
51404	Aeration Equipment Replacement	1	21,905	10,000	-	-	-	-	-	-	-	-	-	-
51405	High Rate Coagulation Clarifier Equip Replace	1	2,550	-	-	-	-	-	-	-	-	-	-	-
51406	Dechlorination Equipment Replacement	1	2,560	6,000	-	-	-	-	-	-	-	-	-	-
51407	Chemical Storage/Component Replace Proj.	1	1,938,717	260,000	-	-	-	-	-	-	-	-	-	-
51408	Sewer Lift Station Upgrades #9, #42, #55	1	3,675	-	-	-	-	-	-	-	-	-	-	-
51421	Tully Rd Sewer Trunk Main Evaluation/Replacement	1	-	300,000	-	-	-	-	-	-	-	-	-	-
51423	Security Fencing Corp Yard (North Side)	1	-	16,000	-	-	-	-	-	-	-	-	-	-
51424	Wayside Sewer Line Replacement	1	1,202,350	50,000	-	-	-	-	-	-	-	-	-	-
51425	High Rate Coagulation Clarifier	1	-	10,000	-	-	-	-	-	-	-	-	-	-
51426	Cloth Filter Capital Equipment	1	-	26,000	-	-	-	-	-	-	-	-	-	-
Total: Capital Repair/Replacement Projects			**$ 3,929,235**	**$ 2,279,000**	**$ 3,559,000**	**$ 7,118,000**	**$ 7,118,000**	**$ -**	**$ -**	**$ -**	**$ -**	**$ -**	**$ -**	**$ -**
Master Plan Projects[4]														
Sewer System														
Sewer System - Rehab Projects														
	Various Rehab Projects	1	$ -	$ -	$ 1,500,000	$ 1,500,000	$ 1,500,000	$ 1,500,000	$ 1,500,000	$ 1,500,000	$ 1,500,000	$ 1,500,000	$ 1,500,000	$ 1,500,000
Subtotal: Sewer System - Rehab Projects			**$ -**	**$ -**	**$ 1,500,000**	**$ 1,500,000**	**$ 1,500,000**	**$ 1,500,000**	**$ 1,500,000**	**$ 1,500,000**	**$ 1,500,000**	**$ 1,500,000**	**$ 1,500,000**	**$ 1,500,000**
Existing System Improvements														
Pipelines														
ESS-1	W. Main St./N. Soderquist Rd.	1	$ -	$ -	$ -	$ -	$ -	$ -	$ -	$ -	$ -	$ -	$ -	$ -
ESS-2	Wayside Dr.	1	-	-	-	-	-	-	-	-	-	-	-	-
ESS-3	Colorado Ave.	1	-	-	-	-	-	-	-	-	-	-	-	-
Subtotal: Pipelines			**$ -**	**$ -**	**$ -**	**$ -**	**$ -**	**$ -**	**$ -**	**$ -**	**$ -**	**$ -**	**$ -**	**$ -**
Projects to Remove Direct Connections to Sewer System[5]														
ESD-11	Johnson Rd	1	$ -	$ -	$ -	$ 790,000	$ -	$ -	$ -	$ -	$ -	$ -	$ -	$ -
ESD-17	D St	2	-	-	-	-	881,000	-	-	-	-	-	-	-
ESD-19	West South Ave	2	-	-	-	-	414,000	-	-	-	-	-	-	-
ESD-20	West South Ave	4	-	-	-	-	-	-	762,000	-	-	-	-	-
ESD-21	West South Ave	2	-	-	-	-	1,027,000	-	-	-	-	-	-	-
ESD-22	West Ave South	4	-	-	-	-	-	-	3,185,000	-	-	-	-	-
ESD-24	South Ave		-	-	-	-	-	-	-	-	-	-	-	-
ESD-25	Montana Ave	2	-	-	-	-	473,000	-	-	-	-	-	-	-
ESD-26	Lander Ave	4	-	-	-	-	-	-	-	-	2,230,000	-	-	-
ESD-27	Lander Ave	4	-	-	-	-	-	-	-	-	-	-	-	-
ESD-43	Canal Drive	4	-	-	-	-	-	-	-	-	-	-	-	-
ESD-47	Marshall St	4	-	-	-	-	-	-	-	-	-	-	-	-
ESD-48	Rose St	4	-	-	-	-	-	-	-	-	-	-	-	-
ESD-50	Olive Ave, Golden State Blvd	2	-	-	-	-	-	2,956,000	-	-	-	-	-	-
ESD-51	Golden State Blvd, 1st Street	2	-	-	-	-	-	570,000	-	-	-	-	-	-
ESD-52	D St	4	-	-	-	-	-	-	-	2,327,000	-	-	-	-
ESD-53	F St	4	-	-	-	-	-	-	-	-	575,000	-	-	-
ESD-54	F St	4	-	-	-	-	-	-	-	-	-	-	-	-
ESD-55	Lander Ave	4	-	-	-	-	-	-	-	1,341,000	-	-	-	-
ESD-56	Lander Ave	4	-	-	-	-	-	-	-	-	-	-	-	-
ESD-57	Linwood Ave	4	-	-	-	-	-	-	-	-	11,333,000	-	-	-
ESD-58	Columbia St	3	-	-	-	-	-	-	965,000	-	-	-	-	-
ESD-59	Castor St, Laurel St	3	-	-	-	-	-	-	322,000	-	-	-	-	-
ESD-60	High St	3	-	-	-	-	-	-	1,079,000	-	-	-	-	-
ESD-61	Vermont Ave	3	-	-	-	-	-	-	869,000	-	-	-	-	-
ESD-62	Martinez St, Williams Ave	3	-	-	-	-	-	-	416,000	-	-	-	-	-
ESD-63	Orange St	3	-	-	-	-	-	-	1,118,000	-	-	-	-	-
ESD-64	Lewis St	3	-	-	-	-	-	-	232,000	-	-	-	-	-
ESD-65	Montana Ave	3	-	-	-	-	-	-	635,000	-	-	-	-	-
ESD-66	Linwood Ave, under Highway 99	2	-	-	1,055,000	-	-	-	-	-	-	-	-	-
ESD-BN-2	Linwood Ave	2	-	-	-	-	-	-	-	-	-	-	-	-
	Linwood Ave	2	-	-	-	-	-	-	-	-	-	-	-	-
NEW	Golden State Blvd	2	-	-	-	1,200,000	-	-	-	-	-	-	-	-
Subtotal: Projects to Remove Direct Connections to Sewer System			**$ -**	**$ -**	**$ 1,055,000**	**$ 1,990,000**	**$ 2,795,000**	**$ 3,526,000**	**$ 9,583,000**	**$ 3,668,000**	**$ 14,138,000**	**$ -**	**$ -**	**$ -**

©2024 NBS Government Finance Group.

CITY OF TURLOCK
SEWER RATE STUDY
Capital Improvement Plan Expenditures

Exhibit 2 - CIP

Buildout System Improvements														
Pipelines														
	West Tuolumne & North Tully	1	$ -	$ 300,000	$ 3,000,000	$ -	$ -	$ -	$ -	$ -	$ -	$ -	$ -	$ -
FSS-1	E. Linwood Ave.	4	-	-	-	-	-	-	-	-	-	141,000	141,000	141,000
FSS-2	S. Johnson Rd.	4	-	-	-	-	-	-	-	-	-	160,000	160,000	160,000
FSS-3	S. Johnson Rd.	4	-	-	-	-	-	-	-	-	-	53,400	53,400	53,400
FSS-4	E. Linwood Ave.	4	-	-	-	-	-	-	-	-	-	65,400	65,400	65,400
FSS-5	E. Linwood Ave.	4	-	-	-	-	-	-	-	-	-	52,400	52,400	52,400
FSS-6	Brier Rd.	4	-	-	-	-	-	-	-	-	-	64,600	64,600	64,600
FSS-7	Brier Rd.	4	-	-	-	-	-	-	-	-	-	53,600	53,600	53,600
FSS-8	Alley north of East Ave.	4	-	-	-	-	-	-	-	-	-	-	-	-
FSS-9	East Ave.	4	-	-	-	-	-	-	-	-	-	-	-	-
FSS-10	East Ave.	4	-	-	-	-	-	-	-	-	-	-	-	-
FSS-11	West of N. Verduga Rd.	4	-	-	-	-	-	-	-	-	-	-	-	-
FSS-12	West of N. Verduga Rd.	4	-	-	-	-	-	-	-	-	-	-	-	-
FSS-13	E. Glenwood Ave.	1	-	-	-	764,000	-	-	-	-	-	-	-	-
FSS-14	West of Golf Rd.	2	-	-	-	-	271,000	-	-	-	-	-	-	-
FSS-15	W. Glenwood Ave.	2	-	-	-	-	943,000	-	-	-	-	-	-	-
FSS-16	W. Glenwood Ave.	2	-	-	-	-	398,000	-	-	-	-	-	-	-
FSS-17	S. Kilroy Rd.	4	-	-	-	-	-	-	-	-	-	77,600	77,600	77,600
FSS-18	Tegner Rd.	4	-	-	-	-	-	-	-	-	-	38,400	38,400	38,400
FSS-19	W. Linwood Ave.	4	-	-	-	-	-	-	-	-	-	-	-	-
FSS-20	East of S. Washington Rd.	4	-	-	-	-	-	-	-	-	-	-	-	-
FSS-21	East of S. Washington Rd.	4	-	-	-	-	-	-	-	-	-	-	-	-
FSS-22	S. Washington Rd.	4	-	-	-	-	-	-	-	-	-	-	-	-
FSS-23	S. Washington Rd.	4	-	-	-	-	-	-	-	-	-	-	-	-
FSS-24	East of S. Washington Rd.	4	-	-	-	-	-	-	-	-	-	-	-	-
FSS-25	S. Washington Rd.	4	-	-	-	-	-	-	-	-	-	-	-	-
FSS-26	Clinton Rd.	4	-	-	-	-	-	-	-	-	-	-	-	-
FSS-27	Clinton Rd.	4	-	-	-	-	-	-	-	-	-	-	-	-
FSS-28	Christoffersen Pkwy./N. Waring Rd.	2	-	-	-	-	394,950	2,238,050	-	-	-	-	-	-
Subtotal: Pipelines			**$ -**	**$ 300,000**	**$ 3,000,000**	**$ 764,000**	**$ 2,006,950**	**$ 2,238,050**	**$ -**	**$ -**	**$ -**	**$ 706,400**	**$ 706,400**	**$ 706,400**
Lift Stations														
LS-4	Kilroy Road	4	$ -	$ -	$ -	$ -	$ -	$ -	$ 3,029,000	$ -	$ -	$ -	$ -	$ -
LS-50	Tegner Road	4	-	-	-	-	-	-	-	1,724,100	9,769,900	-	-	-
	N. Walnut Rd.	4	-	-	-	-	-	-	-	853,000	-	-	-	-
LS-57	Picadilly Lane	4	-	-	-	-	-	-	-	-	-	979,800	979,800	979,800
LS-63	Fulkerth/Tegner	4	-	-	-	-	-	-	-	-	-	-	-	-
LS-67	Humphrey Ct.	4	-	-	-	-	-	-	-	-	-	-	-	-
LS-GS	Golden State Blvd.	4	-	-	-	-	-	-	-	-	-	-	-	-
LS-Main	Main St. Near Clinton Rd.	4	-	-	-	-	-	-	-	-	-	771,200	771,200	771,200
LS-Ind	New Industrial Lift Station	4	-	-	-	-	-	-	-	-	-	-	-	-
	S. Washington Rd.	4	-	-	-	-	-	-	-	-	-	-	-	-
	Corner of S. Washington Rd. and W. Linwood Ave.	4	-	-	-	-	-	-	-	-	-	-	-	-
Subtotal: Lift Stations			**$ -**	**$ -**	**$ -**	**$ -**	**$ -**	**$ -**	**$ 3,029,000**	**$ 2,577,100**	**$ 9,769,900**	**$ 1,751,000**	**$ 1,751,000**	**$ 1,751,000**
Total: Sewer System			**$ -**	**$ 300,000**	**$ 5,555,000**	**$ 4,254,000**	**$ 6,301,950**	**$ 7,264,050**	**$ 14,112,000**	**$ 7,745,100**	**$ 25,407,900**	**$ 3,957,400**	**$ 3,957,400**	**$ 3,957,400**
Turlock Regional Water Quality Control Facility - Rehab Projects														
Headworks	Pump Station 1	1	$ -	$ -	$ 137,000	$ 137,000	$ 137,000	$ 137,000	$ 137,000	$ 137,000	$ 137,000	$ 137,000	$ 137,000	$ 137,000
	Biotower Pump Station	1	-	-	246,000	246,000	246,000	246,000	246,000	246,000	246,000	246,000	246,000	246,000
	Aeration Blowers	1	-	-	382,000	382,000	382,000	382,000	382,000	382,000	382,000	382,000	382,000	382,000
Secondary	Clarifiers	1	-	-	697,000	697,000	697,000	697,000	697,000	697,000	697,000	697,000	697,000	697,000
Treatment	ML Flumes	1	-	-	5,000	5,000	5,000	5,000	5,000	5,000	5,000	5,000	5,000	5,000
	RAS Weirs	1	-	-	2,000	2,000	2,000	2,000	2,000	2,000	2,000	2,000	2,000	2,000
	WAS Pumps	1	-	-	28,000	28,000	28,000	28,000	28,000	28,000	28,000	28,000	28,000	28,000
	Secondary Effluent Pumps	1	-	-	205,000	205,000	205,000	205,000	205,000	205,000	205,000	205,000	205,000	205,000
Tertiary	Cloth Disk Filters	1	-	-	41,000	41,000	41,000	41,000	41,000	41,000	41,000	41,000	41,000	41,000
Treatment	Final Flume	1	-	-	14,000	14,000	14,000	14,000	14,000	14,000	14,000	14,000	14,000	14,000
	Recycled Water Pumps	1	-	-	96,000	96,000	96,000	96,000	96,000	96,000	96,000	96,000	96,000	96,000
	Gravity Belt Thickeners	1	-	-	191,000	191,000	191,000	191,000	191,000	191,000	191,000	191,000	191,000	191,000
Solids Handling	Pump Station 2	1	-	-	69,000	69,000	69,000	69,000	69,000	69,000	69,000	69,000	69,000	69,000
	Methane Phase Digester	1	-	-	28,000	28,000	28,000	28,000	28,000	28,000	28,000	28,000	28,000	28,000
	Digester Control Building	1	-	-	165,000	165,000	165,000	165,000	165,000	165,000	165,000	165,000	165,000	165,000
	Sludge Drying Beds	1	-	-	28,000	28,000	28,000	28,000	28,000	28,000	28,000	28,000	28,000	28,000
	Lab	1	-	-	123,000	123,000	123,000	123,000	123,000	123,000	123,000	123,000	123,000	123,000
Other	Transformers	1	-	-	69,000	69,000	69,000	69,000	69,000	69,000	69,000	69,000	69,000	69,000
	2 Water Pump Station	1	-	-	42,000	42,000	42,000	42,000	42,000	42,000	42,000	42,000	42,000	42,000
	Air Gap Pump Station	1	-	-	14,000	14,000	14,000	14,000	14,000	14,000	14,000	14,000	14,000	14,000
Total: Turlock Regional Water Quality Control Facility - Rehab Project			**$ -**	**$ -**	**$ 2,582,000**	**$ 2,582,000**	**$ 2,582,000**	**$ 2,582,000**	**$ 2,582,000**	**$ 2,582,000**	**$ 2,582,000**	**$ 2,582,000**	**$ 2,582,000**	**$ 2,582,000**

©2024 NBS Government Finance Group.

Turlock Regional Water Quality Control Facility - CIP													
Phase 1 (2023 through 2027)													
1.7A Solids Handling	1	$ -	$ -	$ 1,875,000	$ 5,312,500	$ 5,312,500	$ -	$ -	$ -	$ -	$ -	$ -	$ -
1.7B Solids Handling	3	-	-	-	1,875,000	5,312,500	5,312,500	-	-	-	-	-	-
3.2 Primary Treatment	2	-	-	-	1,140,000	3,230,000	3,230,000	-	-	-	-	-	-
4.1 Secondary Treatment	2	-	-	-	1,050,000	2,975,000	2,975,000	-	-	-	-	-	-
5.1A Secondary Treatment	3	-	-	-	1,537,500	4,356,250	4,356,250	-	-	-	-	-	-
Primary Treatment	1	-	-	6,000,000	6,000,000	1,000,000	-	-	-	-	-	-	-
SCADA	1	-	-	-	1,200,000	6,800,000	-	-	-	-	-	-	-
SCADA	1	-	-	1,000,000	-	-	-	-	-	-	-	-	-
SCADA	1	-	-	1,200,000	-	-	-	-	-	-	-	-	-
T10.1 Effluent Equalization Basins	1	-	-	16,900	-	-	-	-	-	-	-	-	-
T10.3 Effluent Equalization Basins	1	-	-	-	-	-	169,500	-	-	-	-	-	-
Subtotal - Phase 1 (2023 through 2027)		**$ -**	**$ -**	**$ 10,091,900**	**$ 18,115,000**	**$ 28,986,250**	**$ 16,043,250**	**$ -**	**$ -**	**$ -**	**$ -**	**$ -**	**$ -**
Phase 2 (2030 through 2033)													
1.2 Equalization Basins	1	$ -	$ -	$ -	$ -	$ -	$ -	$ -	$ -	$ 3,800,000	$ -	$ -	$ -
2.2 Harding Drain	1	-	-	-	-	-	-	-	-	50,000	-	-	-
5.1B Secondary Treatment	1	-	-	-	-	-	-	-	-	2,265,000	6,417,500	6,417,500	-
Subtotal - Phase 2 (2030 through 2033)		**$ -**	**$ -**	**$ -**	**$ -**	**$ -**	**$ -**	**$ -**	**$ -**	**$ 6,115,000**	**$ 6,417,500**	**$ 6,417,500**	**$ -**
Phase 3 (2035 through 2038)													
1.3 Tertiary Treatment	3	$ -	$ -	$ -	$ -	$ -	$ -	$ -	$ -	$ -	$ -	$ -	$ -
1.8 Solids Handling	2	-	-	-	-	-	-	-	-	-	-	-	-
1.11 Tertiary Treatment	1	-	-	-	-	-	-	-	-	-	-	-	-
1.12 Solids Handling	1	-	-	-	-	-	-	-	-	-	-	-	-
2.1 Equalization Basins	1	-	-	-	-	-	-	-	-	-	-	-	-
3.1 Influent Pumping	1	-	-	-	-	-	-	-	-	-	-	-	-
3.3 Tertiary Treatment	1	-	-	-	-	-	-	-	-	-	-	-	-
3.4 Effluent Discharge	1	-	-	-	-	-	-	-	-	-	-	-	-
4.2 Solids Handling	1	-	-	-	-	-	-	-	-	-	-	-	-
6.1 Renewal Projects	1	-	-	-	-	-	-	-	-	-	-	-	-
6.2 Renewal Projects	1	-	-	-	-	-	-	-	-	-	-	-	-
T10.2 Effluent Equalization Basins	1	-	-	-	-	-	-	-	-	-	-	-	-
Subtotal - Phase 3 (2035 through 2038)		**$ -**	**$ -**	**$ -**	**$ -**	**$ -**	**$ -**	**$ -**	**$ -**	**$ -**	**$ -**	**$ -**	**$ -**
Total - Turlock Regional Water Quality Control Facility - CIP		**$ -**	**$ -**	**$ 10,091,900**	**$ 18,115,000**	**$ 28,986,250**	**$ 16,043,250**	**$ -**	**$ -**	**$ 6,115,000**	**$ 6,417,500**	**$ 6,417,500**	**$ -**
Total: Capital Improvement Program Costs *(Current-Year Dollars)*		**$ 3,929,235**	**$ 2,979,000**	**$ 25,053,400**	**$ 32,069,000**	**$ 44,988,200**	**$ 25,889,300**	**$ 16,694,000**	**$ 10,327,100**	**$ 34,104,900**	**$ 12,956,900**	**$ 12,956,900**	**$ 6,539,400**

©2024 NBS Government Finance Group.

TABLE 19 : CAPITAL IMPROVEMENT PROGRAM COSTS (*in Future-Year Dollars*)[6]

Project Description		Rank	FY 2022/23	FY 2023/24	FY 2024/25	FY 2025/26	FY 2026/27	FY 2027/28	FY 2028/29	FY 2029/30	FY 2030/31	FY 2031/32	FY 2032/33	FY 2033/34
Five-Year Capital Improvement Program														
Public Works - Wastewater Treatment System														
6001	TRWQCF Chemical Systems Upgrade	1	$ -	$ -	$ -	$ -	$ -	$ -	$ -	$ -	$ -	$ -	$ -	$ -
6004	Shade Structures at TRWQCF	1	-	-	332,556	-	-	-	-	-	-	-	-	-
6005	TRWQCF Security Fence Improvements	1	-	-	98,255	-	-	-	-	-	-	-	-	-
6006	TRWQCF Equipment Bays	1	-	-	412,456	-	-	-	-	-	-	-	-	-
6008	Chlorine Building Re-Roof	1	-	-	89,617	-	-	-	-	-	-	-	-	-
6009	Sludge Pump Station No. 2 Re-Roof Project	1	-	-	89,617	-	-	-	-	-	-	-	-	-
7001	Sewer Replacement in Alley Behind Broadway	1	-	187,038	-	-	-	-	-	-	-	-	-	-
7003	Utility Replacement in the Southeast Quadrant[2]	1	-	171,452	2,503,351	-	-	-	-	-	-	-	-	-
Public Works - Storm Drain			-	-	-	-	-	-	-	-	-	-	-	-
8001	Assess ASR well at Dianne Pond	1	-	57,151	-	-	-	-	-	-	-	-	-	-
Total: Five-Year Capital Improvement Program			**$ -**	**$ 415,640**	**$ 3,525,854**	**$ -**	**$ -**	**$ -**	**$ -**	**$ -**	**$ -**	**$ -**	**$ -**	**$ -**
Capital Repair/Replacement Projects														
43096	Clean Digester	1	$ 126,441	$ -	$ -	$ -	$ -	$ -	$ -	$ -	$ -	$ -	$ -	$ -
43125	Maintenance Projects	1	27,030	8,313	-	-	-	-	-	-	-	-	-	-
43351	Facility Site Improvements	1	32,710	259,775	-	-	-	-	-	-	-	-	-	-
43353	RWQCF-OPS Building Repairs	1	3,107	31,173	-	-	-	-	-	-	-	-	-	-
43359	Professional Engineering Services	1	26,574	41,564	-	-	-	-	-	-	-	-	-	-
43363	Coating Contract	1	12,022	72,737	-	-	-	-	-	-	-	-	-	-
44030	Minor Equipment	1	39,728	37,408	-	-	-	-	-	-	-	-	-	-
44090	Office Equipment & Furniture	1	15,154	8,313	-	-	-	-	-	-	-	-	-	-
44100	Telemetry at Industry	1	1,900	-	-	-	-	-	-	-	-	-	-	-
44101	Instrument at Industry	1	19,053	14,547	-	-	-	-	-	-	-	-	-	-
44102	Telemetry Equipment	1	2,260	14,547	-	-	-	-	-	-	-	-	-	-
44103	Small Equipment Replacement - Parks	1	375	2,078	-	-	-	-	-	-	-	-	-	-
44105	Small Equipment Replacement	1	12,621	10,391	-	-	-	-	-	-	-	-	-	-
44106	Samplers	1	19,708	18,704	-	-	-	-	-	-	-	-	-	-
44110	WQC Pump Maintenance	1	64,979	103,910	-	-	-	-	-	-	-	-	-	-
44155	Homeland Security	1	-	8,313	-	-	-	-	-	-	-	-	-	-
51126	West Main Waterline Replacement	1	-	87,284	-	-	-	-	-	-	-	-	-	-
51189	Sewer Line Replace-Alleys	1	221	51,955	-	-	-	-	-	-	-	-	-	-
51196	Auto Samplers	1	12,497	-	-	-	-	-	-	-	-	-	-	-
51198	Gas Detection Unit6	1	341	-	-	-	-	-	-	-	-	-	-	-
51270	Construction Project	1	-	-	-	-	-	-	-	-	-	-	-	-
51300	Construction Repairs/Improvements	1	21,616	154,826	-	-	-	-	-	-	-	-	-	-
51343	Secondary Clarifier Equipment Replacement	1	-	18,704	-	-	-	-	-	-	-	-	-	-
	Biogas Solution	1	-	-	3,842,755	7,986,013	8,298,266	-	-	-	-	-	-	-
51348	Flotator Equipment Replacement	1	9,590	10,391	-	-	-	-	-	-	-	-	-	-
51355	Boiler #2 Replacement	1	-	-	-	-	-	-	-	-	-	-	-	-
51382	TV Inspection Van & Equipment	1	5,834	-	-	-	-	-	-	-	-	-	-	-
51389	Headworks Equipment Replacement	1	3,360	10,391	-	-	-	-	-	-	-	-	-	-
51390	Biotower Equipment Replacement	1	5,218	623,460	-	-	-	-	-	-	-	-	-	-
51391	Tertiary Equipment Replacement	1	73,356	-	-	-	-	-	-	-	-	-	-	-
51396	Data Management System	1	6,912	4,156	-	-	-	-	-	-	-	-	-	-
51398	Digester Equipment Replacement	1	123,458	62,346	-	-	-	-	-	-	-	-	-	-
51401	F St/Lander Storm 2-Replace Pumps/Elect Panel	1	79,758	-	-	-	-	-	-	-	-	-	-	-
51403	Chlorine Equipment Replacement	1	11,655	8,313	-	-	-	-	-	-	-	-	-	-
51404	Aeration Equipment Replacement	1	21,905	10,391	-	-	-	-	-	-	-	-	-	-
51405	High Rate Coagulation Clarifier Equip Replace	1	2,550	-	-	-	-	-	-	-	-	-	-	-
51406	Dechlorination Equipment Replacement	1	2,560	6,235	-	-	-	-	-	-	-	-	-	-

©2024 NBS Government Finance Group.

TABLE 20 : CAPITAL IMPROVEMENT PROGRAM COSTS, cont. (*in Future-Year Dollars*)[6]

Project Description		Rank	FY 2022/23	FY 2023/24	FY 2024/25	FY 2025/26	FY 2026/27	FY 2027/28	FY 2028/29	FY 2029/30	FY 2030/31	FY 2031/32	FY 2032/33	FY 2033/34
Capital Repair/Replacement Projects, cont.														
51407	Chemical Storage/Component Replace Proj.	1	$ 1,938,717	$ 270,166	$ -	$ -	$ -	$ -	$ -	$ -	$ -	$ -	$ -	$ -
51408	Sewer Lift Station Upgrades #9, #42, #55	1	3,675	-	-	-	-	-	-	-	-	-	-	-
51421	Tully Rd Sewer Trunk Main Evaluation/Replacement	1	-	311,730	-	-	-	-	-	-	-	-	-	-
51423	Security Fencing Corp Yard (North Side)	1	-	16,626	-	-	-	-	-	-	-	-	-	-
51424	Wayside Sewer Line Replacement	1	1,202,350	51,955	-	-	-	-	-	-	-	-	-	-
51425	High Rate Coagulation Clarifier	1	-	10,391	-	-	-	-	-	-	-	-	-	-
51426	Cloth Filter Capital Equipment	1	-	27,017	-	-	-	-	-	-	-	-	-	-
Total: Capital Repair/Replacement Projects			**$ 3,929,235**	**$ 2,368,109**	**$ 3,842,755**	**$ 7,986,013**	**$ 8,298,266**	**$ -**	**$ -**	**$ -**	**$ -**	**$ -**	**$ -**	**$ -**
Master Plan Projects[4]														
Sewer System														
Sewer System - Rehab Projects														
	Various Rehab Projects	1	$ -	$ -	$ 1,619,593	$ 1,682,919	$ 1,748,721	$ 1,817,096	$ 1,888,145	$ 1,961,971	$ 2,038,684	$ 2,118,397	$ 2,201,226	$ 2,287,294
Subtotal: Sewer System - Rehab Projects			**$ -**	**$ -**	**$ 1,619,593**	**$ 1,682,919**	**$ 1,748,721**	**$ 1,817,096**	**$ 1,888,145**	**$ 1,961,971**	**$ 2,038,684**	**$ 2,118,397**	**$ 2,201,226**	**$ 2,287,294**
Existing System Improvements														
Pipelines														
ESS-1	W. Main St./N. Soderquist Rd.	1	$ -	$ -	$ -	$ -	$ -	$ -	$ -	$ -	$ -	$ -	$ -	$ -
ESS-2	Wayside Dr.	1	-	-	-	-	-	-	-	-	-	-	-	-
ESS-3	Colorado Ave.	1	-	-	-	-	-	-	-	-	-	-	-	-
Subtotal: Pipelines			**$ -**	**$ -**	**$ -**	**$ -**	**$ -**	**$ -**	**$ -**	**$ -**	**$ -**	**$ -**	**$ -**	**$ -**
Projects to Remove Direct Connections to Sewer System5														
ESD-11	Johnson Rd	1	$ -	$ -	$ -	$ 886,338	$ -	$ -	$ -	$ -	$ -	$ -	$ -	$ -
ESD-17	D St	2	-	-	-	-	1,027,082	-	-	-	-	-	-	-
ESD-19	West South Ave	2	-	-	-	-	482,647	-	-	-	-	-	-	-
ESD-20	West South Ave	4	-	-	-	-	-	-	959,178	-	-	-	-	-
ESD-21	West South Ave	2	-	-	-	-	1,197,291	-	-	-	-	-	-	-
ESD-22	West Ave South	4	-	-	-	-	-	-	4,009,161	-	-	-	-	-
ESD-24	South Ave		-	-	-	-	-	-	-	-	-	-	-	-
ESD-25	Montana Ave	2	-	-	-	-	551,430	-	-	-	-	-	-	-
ESD-26	Lander Ave	4	-	-	-	-	-	-	-	-	3,030,844	-	-	-
ESD-27	Lander Ave	4	-	-	-	-	-	-	-	-	-	-	-	-
ESD-43	Canal Drive	4	-	-	-	-	-	-	-	-	-	-	-	-
ESD-47	Marshall St	4	-	-	-	-	-	-	-	-	-	-	-	-
ESD-48	Rose St	4	-	-	-	-	-	-	-	-	-	-	-	-
ESD-50	Olive Ave, Golden State Blvd	2	-	-	-	-	-	3,580,891	-	-	-	-	-	-
ESD-51	Golden State Blvd, 1st Street	2	-	-	-	-	-	690,497	-	-	-	-	-	-
ESD-52	D St	4	-	-	-	-	-	-	-	3,043,672	-	-	-	-
ESD-53	F St	4	-	-	-	-	-	-	-	-	781,496	-	-	-
ESD-54	F St	4	-	-	-	-	-	-	-	-	-	-	-	-
ESD-55	Lander Ave	4	-	-	-	-	-	-	-	1,754,002	-	-	-	-
ESD-56	Lander Ave	4	-	-	-	-	-	-	-	-	-	-	-	-
ESD-57	Linwood Ave	4	-	-	-	-	-	-	-	-	15,402,941	-	-	-
ESD-58	Columbia St	3	-	-	-	-	-	-	1,214,707	-	-	-	-	-
ESD-59	Castor St, Laurel St	3	-	-	-	-	-	-	405,322	-	-	-	-	-
ESD-60	High St	3	-	-	-	-	-	-	1,358,206	-	-	-	-	-
ESD-61	Vermont Ave	3	-	-	-	-	-	-	1,093,865	-	-	-	-	-
ESD-62	Martinez St, Williams Ave	3	-	-	-	-	-	-	523,646	-	-	-	-	-
ESD-63	Orange St	3	-	-	-	-	-	-	1,407,297	-	-	-	-	-
ESD-64	Lewis St	3	-	-	-	-	-	-	292,033	-	-	-	-	-
ESD-65	Montana Ave	3	-	-	-	-	-	-	799,315	-	-	-	-	-
ESD-66	Linwood Ave, under Highway 99	2	-	-	1,139,114	-	-	-	-	-	-	-	-	-
ESD-BN-2	Linwood Ave	2	-	-	-	-	-	-	-	-	-	-	-	-
	Linwood Ave	2	-	-	-	-	-	-	-	-	-	-	-	-
	Golden State Blvd	2	-	-	-	1,346,335	-	-	-	-	-	-	-	-
Subtotal: Projects to Remove Direct Connections to Sewer System			**$ -**	**$ -**	**$ 1,139,114**	**$ 2,232,673**	**$ 3,258,451**	**$ 4,271,388**	**$ 12,062,729**	**$ 4,797,674**	**$ 19,215,281**	**$ -**	**$ -**	**$ -**

©2024 NBS Government Finance Group.

CITY OF TURLOCK
SEWER RATE STUDY
Capital Improvement Plan Expenditures

Exhibit 2 - CIP

Buildout System Improvements														
Pipelines														
	West Tuolumne & North Tully	1	$ -	$ 311,730	$ 3,239,186	$ -	$ -	$ -	$ -	$ -	$ -	$ -	$ -	$ -
FSS-1	E. Linwood Ave.	4	-	-	-	-	-	-	-	-	-	199,129	206,915	215,006
FSS-2	S. Johnson Rd.	4	-	-	-	-	-	-	-	-	-	225,962	234,797	243,978
FSS-3	S. Johnson Rd.	4	-	-	-	-	-	-	-	-	-	75,415	78,364	81,428
FSS-4	E. Linwood Ave.	4	-	-	-	-	-	-	-	-	-	92,362	95,973	99,726
FSS-5	E. Linwood Ave.	4	-	-	-	-	-	-	-	-	-	74,003	76,896	79,903
FSS-6	Brier Rd.	4	-	-	-	-	-	-	-	-	-	91,232	94,799	98,506
FSS-7	Brier Rd.	4	-	-	-	-	-	-	-	-	-	75,697	78,657	81,733
FSS-8	Alley north of East Ave.	4	-	-	-	-	-	-	-	-	-	-	-	-
FSS-9	East Ave.	4	-	-	-	-	-	-	-	-	-	-	-	-
FSS-10	East Ave.	4	-	-	-	-	-	-	-	-	-	-	-	-
FSS-11	West of N. Verduga Rd.	4	-	-	-	-	-	-	-	-	-	-	-	-
FSS-12	West of N. Verduga Rd.	4	-	-	-	-	-	-	-	-	-	-	-	-
FSS-13	E. Glenwood Ave.	1	-	-	-	857,167	-	-	-	-	-	-	-	-
FSS-14	West of Golf Rd.	2	-	-	-	-	315,936	-	-	-	-	-	-	-
FSS-15	W. Glenwood Ave.	2	-	-	-	-	1,099,363	-	-	-	-	-	-	-
FSS-16	W. Glenwood Ave.	2	-	-	-	-	463,994	-	-	-	-	-	-	-
FSS-17	S. Kilroy Rd.	4	-	-	-	-	-	-	-	-	-	109,592	113,877	118,329
FSS-18	Tegner Rd.	4	-	-	-	-	-	-	-	-	-	54,231	56,351	58,555
FSS-19	W. Linwood Ave.	4	-	-	-	-	-	-	-	-	-	-	-	-
FSS-20	East of S. Washington Rd.	4	-	-	-	-	-	-	-	-	-	-	-	-
FSS-21	East of S. Washington Rd.	4	-	-	-	-	-	-	-	-	-	-	-	-
FSS-22	S. Washington Rd.	4	-	-	-	-	-	-	-	-	-	-	-	-
FSS-23	S. Washington Rd.	4	-	-	-	-	-	-	-	-	-	-	-	-
FSS-24	East of S. Washington Rd.	4	-	-	-	-	-	-	-	-	-	-	-	-
FSS-25	S. Washington Rd.	4	-	-	-	-	-	-	-	-	-	-	-	-
FSS-26	Clinton Rd.	4	-	-	-	-	-	-	-	-	-	-	-	-
FSS-27	Clinton Rd.	4	-	-	-	-	-	-	-	-	-	-	-	-
FSS-28	Christoffersen Pkwy./N. Waring Rd.	2	-	-	-	-	460,438	2,711,168	-	-	-	-	-	-
Subtotal: Pipelines			**$ -**	**$ 311,730**	**$ 3,239,186**	**$ 857,167**	**$ 2,339,731**	**$ 2,711,168**	**$ -**	**$ -**	**$ -**	**$ 997,624**	**$ 1,036,631**	**$ 1,077,163**
Lift Stations														
LS-4	Kilroy Road	4	$ -	$ -	$ -	$ -	$ -	$ -	$ 3,812,794	$ -	$ -	$ -	$ -	$ -
LS-50	Tegner Road	4	-	-	-	-	-	-	-	2,255,090	13,278,496	-	-	-
	N. Walnut Rd.	4	-	-	-	-	-	-	-	1,115,708	-	-	-	-
LS-57	Picadilly Lane	4	-	-	-	-	-	-	-	-	-	1,383,737	1,437,841	1,494,061
LS-63	Fulkerth/Tegner	4	-	-	-	-	-	-	-	-	-	-	-	-
LS-67	Humphrey Ct.	4	-	-	-	-	-	-	-	-	-	-	-	-
LS-GS	Golden State Blvd.	4	-	-	-	-	-	-	-	-	-	-	-	-
LS-Main	Main St. Near Clinton Rd.	4	-	-	-	-	-	-	-	-	-	1,089,139	1,131,724	1,175,974
LS-Ind	New Industrial Lift Station	4	-	-	-	-	-	-	-	-	-	-	-	-
	S. Washington Rd.	4	-	-	-	-	-	-	-	-	-	-	-	-
	Corner of S. Washington Rd. and W. Linwood Ave.	4	-	-	-	-	-	-	-	-	-	-	-	-
Subtotal: Lift Stations			**$ -**	**$ -**	**$ -**	**$ -**	**$ -**	**$ -**	**$ 3,812,794**	**$ 3,370,798**	**$ 13,278,496**	**$ 2,472,875**	**$ 2,569,565**	**$ 2,670,035**
Total: Sewer System			**$ -**	**$ 311,730**	**$ 5,997,894**	**$ 4,772,759**	**$ 7,346,903**	**$ 8,799,653**	**$ 17,763,668**	**$ 10,130,443**	**$ 34,532,461**	**$ 5,588,896**	**$ 5,807,422**	**$ 6,034,492**
Turlock Regional Water Quality Control Facility - Rehabilitation Projects														
Headworks	Pump Station 1	1	$ -	$ -	$ 147,923	$ 153,707	$ 159,717	$ 165,961	$ 172,451	$ 179,193	$ 186,200	$ 193,480	$ 201,045	$ 208,906
	Biotower Pump Station	1	-	-	265,613	275,999	286,790	298,004	309,656	321,763	334,344	347,417	361,001	375,116
	Aeration Blowers	1	-	-	412,456	428,583	445,341	462,754	480,848	499,649	519,185	539,485	560,579	582,498
Secondary	Clarifiers	1	-	-	752,571	781,997	812,573	844,344	877,358	911,663	947,309	984,348	1,022,837	1,062,829
Treatment	ML Flumes	1	-	-	5,399	5,610	5,829	6,057	6,294	6,540	6,796	7,061	7,337	7,624
	RAS Weirs	1	-	-	2,159	2,244	2,332	2,423	2,518	2,616	2,718	2,825	2,935	3,050
	WAS Pumps	1	-	-	30,232	31,414	32,643	33,919	35,245	36,623	38,055	39,543	41,090	42,696
	Secondary Effluent Pumps	1	-	-	221,344	229,999	238,992	248,337	258,046	268,136	278,620	289,514	300,834	312,597
Tertiary	Cloth Disk Filters	1	-	-	44,269	46,000	47,798	49,667	51,609	53,627	55,724	57,903	60,167	62,519
Treatment	Final Flume	1	-	-	15,116	15,707	16,321	16,960	17,623	18,312	19,028	19,772	20,545	21,348
	Recycled Water Pumps	1	-	-	103,654	107,707	111,918	116,294	120,841	125,566	130,476	135,577	140,878	146,387
	Gravity Belt Thickeners	1	-	-	206,228	214,292	222,671	231,377	240,424	249,824	259,592	269,743	280,289	291,249
Solids Handling	Pump Station 2	1	-	-	74,501	77,414	80,441	83,586	86,855	90,251	93,779	97,446	101,256	105,216
	Methane Phase Digester	1	-	-	30,232	31,414	32,643	33,919	35,245	36,623	38,055	39,543	41,090	42,696
	Digester Control Building	1	-	-	178,155	185,121	192,359	199,881	207,696	215,817	224,255	233,024	242,135	251,602
	Sludge Drying Beds	1	-	-	30,232	31,414	32,643	33,919	35,245	36,623	38,055	39,543	41,090	42,696
	Lab	1	-	-	132,807	137,999	143,395	149,002	154,828	160,882	167,172	173,709	180,501	187,558
Other	Transformers	1	-	-	74,501	77,414	80,441	83,586	86,855	90,251	93,779	97,446	101,256	105,216
	2 Water Pump Station	1	-	-	45,349	47,122	48,964	50,879	52,868	54,935	57,083	59,315	61,634	64,044
	Air Gap Pump Station	1	-	-	15,116	15,707	16,321	16,960	17,623	18,312	19,028	19,772	20,545	21,348
Total: Turlock Regional Water Quality Control Facility - Rehab Project			**$ -**	**$ -**	**$ 2,787,860**	**$ 2,896,865**	**$ 3,010,133**	**$ 3,127,829**	**$ 3,250,127**	**$ 3,377,207**	**$ 3,509,256**	**$ 3,646,467**	**$ 3,789,044**	**$ 3,937,196**

©2024 NBS Government Finance Group.

Turlock Regional Water Quality Control Facility - CIP													
Phase 1 (2023 through 2027)													
1.7A	Solids Handling	1	$ -	$ -	$ 2,024,492	$ 5,960,339	$ 6,193,388	$ -	$ -	$ -	$ -	$ -	$ -	$ -
1.7B	Solids Handling	3	-	-	-	2,103,649	6,193,388	6,435,550	-	-	-	-	-	-
3.2	Primary Treatment	2	-	-	-	1,279,019	3,765,580	3,912,814	-	-	-	-	-	-
4.1	Secondary Treatment	2	-	-	-	1,178,044	3,468,298	3,603,908	-	-	-	-	-	-
5.1A	Secondary Treatment	3	-	-	-	1,724,992	5,078,579	5,277,151	-	-	-	-	-	-
	Primary Treatment	1	-	-	6,478,373	6,731,677	1,165,814	-	-	-	-	-	-	-
	SCADA	1	-	-	-	1,346,335	7,927,537	-	-	-	-	-	-	-
	SCADA	1	-	-	1,079,729	-	-	-	-	-	-	-	-	-
	SCADA	1	-	-	1,295,675	-	-	-	-	-	-	-	-	-
T10.1	Effluent Equalization Basins	1	-	-	18,247	-	-	-	-	-	-	-	-	-
T10.3	Effluent Equalization Basins	1	-	-	-	-	-	205,332	-	-	-	-	-	-
Subtotal - Phase 1 (2023 through 2027)			**$ -**	**$ -**	**$ 10,896,515**	**$ 20,324,056**	**$ 33,792,585**	**$ 19,434,755**	**$ -**	**$ -**	**$ -**	**$ -**	**$ -**	**$ -**
Phase 2 (2030 through 2033)														
1.2	Equalization Basins	1	$ -	$ -	$ -	$ -	$ -	$ -	$ -	$ -	$ 5,164,667	$ -	$ -	$ -
2.2	Harding Drain	1	-	-	-	-	-	-	-	-	67,956	-	-	-
5.1B	Secondary Treatment	1	-	-	-	-	-	-	-	-	3,078,414	9,063,209	9,417,580	-
Subtotal - Phase 2 (2030 through 2033)			**$ -**	**$ -**	**$ -**	**$ -**	**$ -**	**$ -**	**$ -**	**$ -**	**$ 8,311,037**	**$ 9,063,209**	**$ 9,417,580**	**$ -**
Phase 3 (2035 through 2038)														
1.3	Tertiary Treatment	3	$ -	$ -	$ -	$ -	$ -	$ -	$ -	$ -	$ -	$ -	$ -	$ -
1.8	Solids Handling	2	-	-	-	-	-	-	-	-	-	-	-	-
1.11	Tertiary Treatment	1	-	-	-	-	-	-	-	-	-	-	-	-
1.12	Solids Handling	1	-	-	-	-	-	-	-	-	-	-	-	-
2.1	Equalization Basins	1	-	-	-	-	-	-	-	-	-	-	-	-
3.1	Influent Pumping	1	-	-	-	-	-	-	-	-	-	-	-	-
3.3	Tertiary Treatment	1	-	-	-	-	-	-	-	-	-	-	-	-
	Effluent Discharge	1	-	-	-	-	-	-	-	-	-	-	-	-
4.2	Solids Handling	1	-	-	-	-	-	-	-	-	-	-	-	-
6.1	Renewal Projects	1	-	-	-	-	-	-	-	-	-	-	-	-
6.2	Renewal Projects	1	-	-	-	-	-	-	-	-	-	-	-	-
T10.2	Effluent Equalization Basins	1	-	-	-	-	-	-	-	-	-	-	-	-
Subtotal - Phase 3 (2035 through 2038)			**$ -**	**$ -**	**$ -**	**$ -**	**$ -**	**$ -**	**$ -**	**$ -**	**$ -**	**$ -**	**$ -**	**$ -**
Total - Turlock Regional Water Quality Control Facility - CIP			**$ -**	**$ -**	**$ 10,896,515**	**$ 20,324,056**	**$ 33,792,585**	**$ 19,434,755**	**$ -**	**$ -**	**$ 8,311,037**	**$ 9,063,209**	**$ 9,417,580**	**$ -**
Total: Capital Improvement Program Costs *(Future-Year Dollars)*			**$ 3,929,235**	**$ 3,095,479**	**$ 27,050,878**	**$ 35,979,693**	**$ 52,447,887**	**$ 31,362,237**	**$ 21,013,794**	**$ 13,507,650**	**$ 46,352,754**	**$ 18,298,572**	**$ 19,014,047**	**$ 9,971,688**
Check			*$ 3,929,235*	*$ 8,112,254*	*$ 25,981,406*	*$ 36,214,741*	*$ 57,956,360*	*$ 31,362,237*	*$ 21,013,794*	*$ 13,507,650*	*$ 46,352,754*	*$ 18,298,572*	*$ 19,014,047*	*$ 9,971,688*

©2024 NBS Government Finance Group.

TABLE 21 : FORECASTING ASSUMPTIONS

Economic Variables		FY 2022/23	FY 2023/24	FY 2024/25	FY 2025/26	FY 2026/27	FY 2027/28	FY 2028/29	FY 2029/30	FY 2030/31	FY 2031/32	FY 2032/33	FY 2033/34
Annual Construction Cost Inflation, Per Engineering News Record[6]		*0.00%*	*3.91%*	*3.91%*	*3.91%*	*3.91%*	*3.91%*	*3.91%*	*3.91%*	*3.91%*	*3.91%*	*3.91%*	*3.91%*
Cumulative Construction Cost Multiplier from FY 2022/23		*1.00*	*1.04*	*1.08*	*1.12*	*1.17*	*1.21*	*1.26*	*1.31*	*1.36*	*1.41*	*1.47*	*1.52*

1. Capital improvement costs provided by the City. Source file: *CIP 5 Year Plan FY 23-24 thru FY 27-28-FINAL.pdf.*
2. This project is funded in part by the water utility. The sewer portion is calculated at 50% of the total cost ($4.97 M).
3. These are actual capital expenditures from the City's FY 2022/23 Budget and 40% of the capital costs for the FY 2023/24 Budget. Source files: *rptBudgetPerformance (42).pdf* & *rptBudgetPerformance (49).pdf* .
4. The City's master plan projects have been allocated as follows (Source file: *Turlock Updated CIP for SW, SS, and WQ (2023).xlsx*):
   - Sewer System Master Plan Projects *(in future-year dollars)* :
     - Phase 3 project costs (2031-2035) totaling $18.1 million were allocated across a 5-year period.
     - Phase 4 project costs (2036-2040) totaling $33.6 million were allocated across a 5-year period.
     - Phase 5 project costs (Beyond 2040) totaling $12.8 million were allocated across a 3-year period.
   - Turlock Regional Water Quality Control Facility Master Plan Projects *(in future-year dollars)* :
     - Phase 2 project costs (2034-2038) totaling $466.4 million were allocated across a 5-year period.
5. These projects are the required storm drainage system projects to remove direct connections to the sewer system, and to eliminate storm drainage system capacity deficiencies (TMC Chapter 6-4 and 6-8).
6. The rehabilitation projects for the Turlock Regional Water Quality Control Facility totaling $25.8M have allocated equally over a 10-year period.
7. For reference purposes, the annual Construction Cost Inflation percentage is the 5-year average change in the Construction Cost Index. Source: *Engineering News Record website (http://enr.construction.com).*

©2024 NBS Government Finance Group.

TABLE 22 : SEWER UTILITY EXISTING DEBT OBLIGATIONS

EXISTING DEBT OBLIGATIONS	Budget	Projected	5-Year Projected Rate Period					Projected				
Annual Repayment Schedules:	**FY 2022/23**	**FY 2023/24**	**FY 2024/25**	**FY 2025/26**	**FY 2026/27**	**FY 2027/28**	**FY 2028/29**	**FY 2029/30**	**FY 2030/31**	**FY 2031/32**	**FY 2032/33**	**FY 2033/34**
State Revolving Loan: Agreement No. 11836-550-0 & Project No. C-06-5256-110 - $24,323,078[1]												
Principal Payment	$ 1,162,331	$ 1,187,902	$ 1,214,036	$ 1,240,745	$ 1,268,042	$ 1,295,938	$ 1,324,449	$ 1,353,587	$ 1,383,366	$ 1,413,800	$ 1,444,904	$ 1,476,691
Interest Payment	-	-	-	-	-	-	-	-	-	-	-	-
Service Charge	172,750	161,126	149,247	137,107	124,700	112,019	99,060	85,815	72,279	58,446	44,308	29,859
Grant Charge	207,300	193,352	179,097	164,528	149,639	134,423	118,872	102,978	86,735	70,135	53,169	35,830
Subtotal: Annual Debt Service	**$ 1,542,381**	**$ 1,542,381**	**$ 1,542,381**	**$ 1,542,381**	**$ 1,542,381**	**$ 1,542,381**	**$ 1,542,381**	**$ 1,542,381**	**$ 1,542,381**	**$ 1,542,381**	**$ 1,542,381**	**$ 1,542,381**
Coverage Requirement ($-Amnt above annual payment)[2]	$ 1,927,976	$ 1,927,976	$ 1,927,976	$ 1,927,976	$ 1,927,976	$ 1,927,976	$ 1,927,976	$ 1,927,976	$ 1,927,976	$ 1,927,976	$ 1,927,976	$ 1,927,976
Reserve Requirement (total fund balance)[2]	$ -	$ -	$ -	$ -	$ -	$ -	$ -	$ -	$ -	$ -	$ -	$ -
State Revolving Loan: Agreement No. 11833-550-0 & Project No. C-06-5602-110 - $14,932,232[3]												
Principal Payment	$ 722,077	$ 737,962	$ 754,198	$ 770,790	$ 787,747	$ 805,078	$ 822,790	$ 840,891	$ 859,390	$ 878,297	$ 897,620	$ 917,367
Interest Payment	-	-	-	-	-	-	-	-	-	-	-	-
Service Charge	97,942	90,721	83,342	75,800	68,092	60,214	52,164	43,936	35,527	26,933	18,150	9,174
Grant Charge	117,530	108,866	100,010	90,960	81,710	72,257	62,596	52,723	42,632	32,319	21,780	11,008
Subtotal: Annual Debt Service	**$ 937,549**	**$ 937,549**	**$ 937,549**	**$ 937,549**	**$ 937,549**	**$ 937,549**	**$ 937,549**	**$ 937,549**	**$ 937,549**	**$ 937,549**	**$ 937,549**	**$ 937,549**
Coverage Requirement ($-Amnt above annual payment)[2]	$ 1,171,937	$ 1,171,937	$ 1,171,937	$ 1,171,937	$ 1,171,937	$ 1,171,937	$ 1,171,937	$ 1,171,937	$ 1,171,937	$ 1,171,937	$ 1,171,937	$ 1,171,937
Reserve Requirement (total fund balance)[2]	$ -	$ -	$ -	$ -	$ -	$ -	$ -	$ -	$ -	$ -	$ -	$ -
2022 Loan Agreement - $32,924,000[4]												
Principal Payment	$ 2,978,000	$ 2,967,000	$ 3,063,000	$ 2,614,000	$ 2,702,000	$ 2,790,000	$ 2,874,000	$ 2,963,000	$ 2,378,000	$ 2,454,000	$ 2,532,000	$ 2,609,000
Interest Payment	674,658	851,029	760,880	676,009	596,535	514,430	429,753	342,490	262,642	190,403	115,863	39,005
Subtotal: Annual Debt Service	**$ 3,652,658**	**$ 3,818,029**	**$ 3,823,880**	**$ 3,290,009**	**$ 3,298,535**	**$ 3,304,430**	**$ 3,303,753**	**$ 3,305,490**	**$ 2,640,642**	**$ 2,644,403**	**$ 2,647,863**	**$ 2,648,005**
Coverage Requirement ($-Amnt above annual payment)[2]	$ 4,565,822	$ 4,772,536	$ 4,779,850	$ 4,112,511	$ 4,123,169	$ 4,130,537	$ 4,129,691	$ 4,131,862	$ 3,300,802	$ 3,305,504	$ 3,309,828	$ 3,310,006
Reserve Requirement (total fund balance)[2]	$ -	$ -	$ -	$ -	$ -	$ -	$ -	$ -	$ -	$ -	$ -	$ -
Grand Total: Existing Annual Debt Service	**$ 6,132,588**	**$ 6,297,959**	**$ 6,303,810**	**$ 5,769,939**	**$ 5,778,465**	**$ 5,784,359**	**$ 5,783,683**	**$ 5,785,419**	**$ 5,120,571**	**$ 5,124,333**	**$ 5,127,792**	**$ 5,127,934**
Grand Total: Existing Annual Coverage Requirement	**$ 7,665,735**	**$ 7,872,448**	**$ 7,879,763**	**$ 7,212,424**	**$ 7,223,081**	**$ 7,230,449**	**$ 7,229,603**	**$ 7,231,774**	**$ 6,400,714**	**$ 6,405,416**	**$ 6,409,740**	**$ 6,409,918**
Grand Total: Existing Debt Reserve Target	**$ -**	**$ -**	**$ -**	**$ -**	**$ -**	**$ -**	**$ -**	**$ -**	**$ -**	**$ -**	**$ -**	**$ -**

1. State Revolving Fund Loan issued in 2013 to fund the Headworks Project. Source *SWRCB 12-1-22.pdf* .
2. The City must have net revenues that are at least equal to 1.25 times the annual debt service payment.
3. State Revolving Fund Loan issued in 2013 to fund the Harding Drain Bypass Project. Source file: *SWRCB Annual Payment,Contract#11833-5602-110-11833-550-0 Harding.pdf* .
4. Loan agreement issued to refund the outstanding 2012 Sewer Bonds and pay the issuance cost. Source file: *2022 Loan Agreement (Refunding of 2012 Sewer Bonds) - FINAL NUMBERS 6.15.2022.pdf* .

TABLE 23 : EXISTING ANNUAL DEBT OBLIGATIONS TO BE SATISFIED BY SEWER RATES

Annual Obligations	FY 2022/23	FY 2023/24	FY 2024/25	FY 2025/26	FY 2026/27	FY 2027/28	FY 2028/29	FY 2029/30	FY 2030/31	FY 2031/32	FY 2032/33	FY 2033/34
Existing Annual Debt Service	***$ 6,132,588***	***$ 6,297,959***	***$ 6,303,810***	***$ 5,769,939***	***$ 5,778,465***	***$ 5,784,359***	***$ 5,783,683***	***$ 5,785,419***	***$ 5,120,571***	***$ 5,124,333***	***$ 5,127,792***	***$ 5,127,934***
Existing Annual Coverage Requirement	***$ 7,665,735***	***$ 7,872,448***	***$ 7,879,763***	***$ 7,212,424***	***$ 7,223,081***	***$ 7,230,449***	***$ 7,229,603***	***$ 7,231,774***	***$ 6,400,714***	***$ 6,405,416***	***$ 6,409,740***	***$ 6,409,918***
Existing Debt Reserve Target	***$ -***	***$ -***	***$ -***	***$ -***	***$ -***	***$ -***	***$ -***	***$ -***	***$ -***	***$ -***	***$ -***	***$ -***

©2024 NBS Government Finance Group.

FUTURE DEBT FINANCING ASSUMPTIONS

Long-Term Debt Terms	State Revolving Fund Loan	Revenue Bonds
Issuance Cost	2.00%	2.00%
Annual Interest Cost (%)	3.00%	5.00%
Term	30	30
Debt Reserve Funded?	No	Yes
Loan Amount	$ -	$ 117,152,133
Coverage Requirement (% above annual pmt)	120%	125%

Future Revenue Bond Proceeds

Future Revenue Bond Proceeds	$ -	$ -	$ -	$ -	$ 49,206,000	$ -	$ 50,508,000	$ -	$ -	$ 14,300,000	$ -	$ -	$ -

FUTURE DEBT OBLIGATIONS

Annual Repayment Schedules		FY 2022/23	FY 2023/24	FY 2024/25	FY 2025/26	FY 2026/27	FY 2027/28	FY 2028/29	FY 2029/30	FY 2030/31	FY 2031/32	FY 2032/33	FY 2033/34
SRF Loan Funding													
Principal Payment		$ -	$ -	$ -	$ -	$ -	$ -	$ -	$ -	$ -	$ -	$ -	$ -
Interest Payment		-	-	-	-	-	-	-	-	-	-	-	-
	Subtotal: Annual Debt Service	**$ -**	**$ -**	**$ -**	**$ -**	**$ -**	**$ -**	**$ -**	**$ -**	**$ -**	**$ -**	**$ -**	**$ -**
Revenue Bonds													
Principal Payment		$ -	$ -	$ -	$ 755,433	$ 793,205	$ 1,608,287	$ 1,688,702	$ 1,773,137	$ 2,081,334	$ 2,185,401	$ 2,294,671	$ 2,409,404
Interest Payment		-	-	-	1,505,704	1,474,055	2,987,001	2,920,939	2,852,895	3,220,389	3,139,003	3,055,176	2,968,834
	Subtotal: Annual Debt Service	**$ -**	**$ -**	**$ -**	**$ 2,261,137**	**$ 2,267,260**	**$ 4,595,289**	**$ 4,609,641**	**$ 4,626,032**	**$ 5,301,723**	**$ 5,324,404**	**$ 5,349,847**	**$ 5,378,238**
Grand Total: Future Annual Debt Service		**$ -**	**$ -**	**$ -**	**$ 2,261,137**	**$ 2,267,260**	**$ 4,595,289**	**$ 4,609,641**	**$ 4,626,032**	**$ 5,301,723**	**$ 5,324,404**	**$ 5,349,847**	**$ 5,378,238**
Grand Total: Future Annual Coverage Requirement		**$ -**	**$ -**	**$ -**	**$ 2,826,421**	**$ 2,834,075**	**$ 5,744,111**	**$ 5,762,051**	**$ 5,782,540**	**$ 6,627,154**	**$ 6,655,505**	**$ 6,687,309**	**$ 6,722,798**
Grand Total: Future Debt Reserve Target		**$ -**	**$ -**	**$ -**	**$ 2,261,137**	**$ 2,267,260**	**$ 4,595,289**	**$ 4,609,641**	**$ 4,626,032**	**$ 5,301,723**	**$ 5,324,404**	**$ 5,349,847**	**$ 5,378,238**

TOTAL DEBT SERVICE

Annual Obligations	FY 2022/23	FY 2023/24	FY 2024/25	FY 2025/26	FY 2026/27	FY 2027/28	FY 2028/29	FY 2029/30	FY 2030/31	FY 2031/32	FY 2032/33	FY 2033/34
Annual Debt Service	$ 6,132,588	$ 6,297,959	$ 6,303,810	$ 8,031,076	$ 8,045,725	$ 10,379,648	$ 10,393,323	$ 10,411,451	$ 10,422,295	$ 10,448,737	$ 10,477,639	$ 10,506,173
Annual Coverage Requirement	$ 7,665,735	$ 7,872,448	$ 7,879,763	$ 10,038,845	$ 10,057,156	$ 12,974,560	$ 12,991,654	$ 13,014,314	$ 13,027,868	$ 13,060,921	$ 13,097,049	$ 13,132,716
Total Debt Reserve Target	$ -	$ -	$ -	$ 2,261,137	$ 2,267,260	$ 4,595,289	$ 4,609,641	$ 4,626,032	$ 5,301,723	$ 5,324,404	$ 5,349,847	$ 5,378,238

©2024 NBS Government Finance Group.

CITY OF TURLOCK
SEWER RATE STUDY
Projected Sewer Rates Under Existing Rate Schedule

TABLE 24 : CURRENT SEWER RATE SCHEDULE

Sewer Rate Schedule[1]	Current Rates Jan. 1, 2013
Non-Metered Users	
Number of Fixture Units	Monthly Charge
1-15	$28.95
16-20	$35.90
21-25	$42.95
26-30	$50.15
31-35	$56.90
36-40	$63.60
41-45	$70.65
46-50	$77.35
51-55	$84.50
56-60	$91.15
Greater than 60 per 5 fixture units	$6.95
Plus Administrative Charge per EDU	$8.15
Hospitals - per Bed	$24.94
Plus Administrative Charge per EDU	$8.17
Restaurant - per Seat	$1.23
Plus Administrative Charge per EDU	$8.17
Schools - per Student	$0.68
Plus Administrative Charge per EDU	$8.17
Metered Users	
Substantial Industrial Users (2 components)	
1. Reserve Capacity Charge	
Flow - per MGD	$10,261
BOD - per pound per day	$1.20
TSS - per pound per day	$0.70
2. Actual Use Charge	
Flow - per MGD	$1,553.93
BOD - per 1,000 pounds	$88.70
TSS - per 1,000 pounds	$177.05
Administrative Charge	$8.17
Commercial & Light Industrial Users	
0-150 mg/L of BOD and/or SS (per 1,000 gallons of flow)	$2.27
Each Additional 100 mg/L BOD over 150 mg/L (per 1,000 gallons flow)	$0.10
Each Additional 100 mg/L SS over 150 mg/L (per 1,000 gallons flow)	$0.14
Administrative Charge	$8.17
City of Ceres and CSDs	
0-150 mg/L of BOD and/or SS (per 1,000 gallons of flow)	$2.62
Each Additional 100 mg/L BOD over 150 mg/L (per 1,000 gallons flow)	$0.07
Each Additional 100 mg/L SS over 150 mg/L (per 1,000 gallons flow)	$0.12
Administrative Charge	$8.17

1. Source file: *Article 7.docx*

©2024 NBS Government Finance Group.

TABLE 25 : CLASSIFICATION OF EXPENSES FOR COST OF SERVICE ANALYSIS

Classification of Expenses											
Budget Categories	Total Revenue Requirements	Flow		Strength		Customer	Basis of Classification				
	FY 2024/25	(VOL)	(COL)	(BOD)	(TSS)	(CA)	(VOL)	(COL)	(BOD)	(TSS)	(CA)
Fund 51 - Sewer Expenses											
530 - Operations											
Full Time Salaries	$ 2,990,613	$ 1,525,213	$ -	$ 657,935	$ 657,935	$ 149,531	51%	0%	22%	22%	5%
Part Time Help General	40,844	20,830	-	8,986	8,986	2,042	51%	0%	22%	22%	5%
Bilingual Pay	5,764	2,940	-	1,268	1,268	288	51%	0%	22%	22%	5%
Confidential Pay	3,141	1,602	-	691	691	157	51%	0%	22%	22%	5%
Educational Incentive	8,380	4,274	-	1,844	1,844	419	51%	0%	22%	22%	5%
Sick Leave Conversion Pay	10,211	5,208	-	2,246	2,246	511	51%	0%	22%	22%	5%
Stand By Wages	23,587	12,030	-	5,189	5,189	1,179	51%	0%	22%	22%	5%
Vacation Conversion Pay	10,722	5,468	-	2,359	2,359	536	51%	0%	22%	22%	5%
Management Leave Conversion	4,595	2,343	-	1,011	1,011	230	51%	0%	22%	22%	5%
Continuous Service Pay	33,855	17,266	-	7,448	7,448	1,693	51%	0%	22%	22%	5%
Overtime Standard	125,595	64,054	-	27,631	27,631	6,280	51%	0%	22%	22%	5%
Medical Dental Plan	667,265	340,305	-	146,798	146,798	33,363	51%	0%	22%	22%	5%
Vision Insurance	7,896	4,027	-	1,737	1,737	395	51%	0%	22%	22%	5%
Long Term Disability Insurance	31,163	15,893	-	6,856	6,856	1,558	51%	0%	22%	22%	5%
Life Insurance	9,779	4,987	-	2,151	2,151	489	51%	0%	22%	22%	5%
SUI	10,211	5,208	-	2,246	2,246	511	51%	0%	22%	22%	5%
Workers Comp Insurance	66,562	33,947	-	14,644	14,644	3,328	51%	0%	22%	22%	5%
City Liability Insurance	49,466	25,228	-	10,883	10,883	2,473	51%	0%	22%	22%	5%
PERS	556,280	283,703	-	122,382	122,382	27,814	51%	0%	22%	22%	5%
Medicare Tax	47,231	24,088	-	10,391	10,391	2,362	51%	0%	22%	22%	5%
Social Security	2,532	1,291	-	557	557	127	51%	0%	22%	22%	5%
Retiree Health Insurance	65,260	33,282	-	14,357	14,357	3,263	51%	0%	22%	22%	5%
Deferred Comp	29,622	15,107	-	6,517	6,517	1,481	51%	0%	22%	22%	5%
Deferred Comp In Lieu	23,036	11,748	-	5,068	5,068	1,152	51%	0%	22%	22%	5%
Employee Contribution to PERS	(274,100)	(139,791)	-	(60,302)	(60,302)	(13,705)	51%	0%	22%	22%	5%
PERS UAL (Unfunded Accrued Liability)	571,803	291,619	-	125,797	125,797	28,590	51%	0%	22%	22%	5%
Alarm Monitoring General	2,069	1,055	-	455	455	103	51%	0%	22%	22%	5%
Contract Attorney	41,380	21,104	-	9,104	9,104	2,069	51%	0%	22%	22%	5%
Gov't Relations/Public Affairs	20,690	10,552	-	4,552	4,552	1,035	51%	0%	22%	22%	5%
Car Wash	517	264	-	114	114	26	51%	0%	22%	22%	5%
City Hall Shared Costs-Contract Services Shared Costs	23,153	11,808	-	5,094	5,094	1,158	51%	0%	22%	22%	5%
Collection Service	3,104	1,583	-	683	683	155	51%	0%	22%	22%	5%
Work Order Management Software	-	-	-	-	-	-	51%	0%	22%	22%	5%
Consultant Audit	21,928	11,183	-	4,824	4,824	1,096	51%	0%	22%	22%	5%
Fire Extinguisher	2,069	1,055	-	455	455	103	51%	0%	22%	22%	5%
Copier Maintenance/Lease	6,207	3,166	-	1,366	1,366	310	51%	0%	22%	22%	5%
Printer Maintenance	2,069	1,055	-	455	455	103	51%	0%	22%	22%	5%
Insurance Property	136,554	69,643	-	30,042	30,042	6,828	51%	0%	22%	22%	5%
Laundry & Linen Service	14,483	7,386	-	3,186	3,186	724	51%	0%	22%	22%	5%
Maintenance - Air & Heat General	51,725	26,380	-	11,380	11,380	2,586	51%	0%	22%	22%	5%
Maintenance - HSQ Agreement	77,588	39,570	-	17,069	17,069	3,879	51%	0%	22%	22%	5%
Maintenance - Office/Computer Equip.	517	264	-	114	114	26	51%	0%	22%	22%	5%
Maintenance - New World Software Maintenance	12,995	6,628	-	2,859	2,859	650	51%	0%	22%	22%	5%
Maintenance - Weed Spraying	25,863	13,190	-	5,690	5,690	1,293	51%	0%	22%	22%	5%
Maintenance MMS Subscription	46,584	23,758	-	10,248	10,248	2,329	51%	0%	22%	22%	5%
Pest Control	5,173	2,638	-	1,138	1,138	259	51%	0%	22%	22%	5%
Subtotal - 530 - Operations	**$ 5,615,981**	**$ 2,864,150**	**$ -**	**$ 1,235,516**	**$ 1,235,516**	**$ 280,799**	**51%**	**0%**	**22%**	**22%**	**5%**

©2024 NBS Government Finance Group.

TABLE 26 : CLASSIFICATION OF EXPENSES FOR COST OF SERVICE ANALYSIS

Classification of Expenses											
Budget Categories	**Total Revenue Requirements**	**Flow**		**Strength**		**Customer**	**Basis of Classification**				
	FY 2024/25	**(VOL)**	**(COL)**	**(BOD)**	**(TSS)**	**(CA)**	**(VOL)**	**(COL)**	**(BOD)**	**(TSS)**	**(CA)**
Fund 51 - Sewer Expenses											
530 - Operations, cont.											
Contract Help - Collections and Billing	$ -	$ -	$ -	$ -	$ -	$ -	51%	0%	22%	22%	5%
Physicals, Shots and Psychological	2,586	1,319	-	569	569	129	51%	0%	22%	22%	5%
Security	15,518	7,914	-	3,414	3,414	776	51%	0%	22%	22%	5%
Transaction Fees - Credit Card	9,207	4,696	-	2,026	2,026	460	51%	0%	22%	22%	5%
Radio System Maint. Motorola System	3,335	1,701	-	734	734	167	51%	0%	22%	22%	5%
Radio System Maint. Delta System/Subscriber	5,785	2,950	-	1,273	1,273	289	51%	0%	22%	22%	5%
Radio System Maint Microwave Maint. (Nokia/Delta)	-	-	-	-	-	-	51%	0%	22%	22%	5%
Contract - Analysis Water Waste	206,900	105,519	-	45,518	45,518	10,345	51%	0%	22%	22%	5%
Biosolids Recycling	258,625	131,899	-	56,898	56,898	12,931	51%	0%	22%	22%	5%
Contract Help - Service	390,007	198,903	-	85,801	85,801	19,500	51%	0%	22%	22%	5%
NPDES Permit Studies	310,350	158,279	-	68,277	68,277	15,518	51%	0%	22%	22%	5%
Professional Services - Bonds	-	-	-	-	-	-	51%	0%	22%	22%	5%
Regulatory Fees	313,454	159,861	-	68,960	68,960	15,673	51%	0%	22%	22%	5%
Special Services/Projects	72,932	37,195	-	16,045	16,045	3,647	51%	0%	22%	22%	5%
TID Gomes Lake	20,690	10,552	-	4,552	4,552	1,035	51%	0%	22%	22%	5%
Chlorinator Preventative Maintenance Service	-	-	-	-	-	-	51%	0%	22%	22%	5%
RWQCF Master Plan Update and Capacity Study	77,588	39,570	-	17,069	17,069	3,879	51%	0%	22%	22%	5%
Supplies - General	155,175	79,139	-	34,139	34,139	7,759	51%	0%	22%	22%	5%
Supplies - Meters/Samplers	51,725	26,380	-	11,380	11,380	2,586	51%	0%	22%	22%	5%
Supplies - Telemetry	25,863	13,190	-	5,690	5,690	1,293	51%	0%	22%	22%	5%
Supplies - Transfers to Other Departments	103,450	52,760	-	22,759	22,759	5,173	51%	0%	22%	22%	5%
Supplies - Blower Intake Filters	-	-	-	-	-	-	51%	0%	22%	22%	5%
Supplies - Laboratory	41,380	21,104	-	9,104	9,104	2,069	51%	0%	22%	22%	5%
Chemicals Aluminum Chloralhydrate	105,450	53,780	-	23,199	23,199	5,273	51%	0%	22%	22%	5%
Chemicals Chlorine	2,109,000	1,075,590	-	463,980	463,980	105,450	51%	0%	22%	22%	5%
Chemicals Ferric Chloride	2,636	1,344	-	580	580	132	51%	0%	22%	22%	5%
Chemicals Polymer	52,725	26,890	-	11,600	11,600	2,636	51%	0%	22%	22%	5%
Chemicals Sodium Bisulfite	237,263	121,004	-	52,198	52,198	11,863	51%	0%	22%	22%	5%
Computer Software Maintenance	59,173	30,178	-	13,018	13,018	2,959	51%	0%	22%	22%	5%
Computer Software Maintenance - UT Coll	-	-	-	-	-	-	51%	0%	22%	22%	5%
Computer Software Maintenance - Linko	-	-	-	-	-	-	51%	0%	22%	22%	5%
Computer Software Maintenance - IVR	5,173	2,638	-	1,138	1,138	259	51%	0%	22%	22%	5%
Computer WQC Software Licenses	-	-	-	-	-	-	51%	0%	22%	22%	5%
Computer Software Maintenance - WIMS	-	-	-	-	-	-	51%	0%	22%	22%	5%
Utility Billing Supplies	2,069	1,055	-	455	455	103	51%	0%	22%	22%	5%
Utility Billing Postage	46,553	23,742	-	10,242	10,242	2,328	51%	0%	22%	22%	5%
Utility Billing Forms	9,311	4,748	-	2,048	2,048	466	51%	0%	22%	22%	5%
Minor Equipment Safety Equipment	25,863	13,190	-	5,690	5,690	1,293	51%	0%	22%	22%	5%
Minor Equipment Tools	15,518	7,914	-	3,414	3,414	776	51%	0%	22%	22%	5%
Minor Equipment Headworks	15,518	7,914	-	3,414	3,414	776	51%	0%	22%	22%	5%
Minor Equipment Flotator	15,518	7,914	-	3,414	3,414	776	51%	0%	22%	22%	5%
Minor Equipment Biotower	15,518	7,914	-	3,414	3,414	776	51%	0%	22%	22%	5%
Minor Equipment Aeration	25,863	13,190	-	5,690	5,690	1,293	51%	0%	22%	22%	5%
Minor Equipment Secondary Clarifier	46,553	23,742	-	10,242	10,242	2,328	51%	0%	22%	22%	5%
Minor Equipment High Rate Coagulation Clarifier	15,518	7,914	-	3,414	3,414	776	51%	0%	22%	22%	5%
Minor Equipment Cloth Fiber	93,105	47,484	-	20,483	20,483	4,655	51%	0%	22%	22%	5%
Subtotal - 530 - Operations, cont.	**$ 4,962,890**	**$ 2,531,074**	**$ -**	**$ 1,091,836**	**$ 1,091,836**	**$ 248,144**	**51%**		**22%**	**22%**	**5%**

©2024 NBS Government Finance Group.

TABLE 27 : CLASSIFICATION OF EXPENSES FOR COST OF SERVICE ANALYSIS

Classification of Expenses											
Budget Categories	Total Revenue Requirements	Flow		Strength		Customer	Basis of Classification				
	FY 2024/25	(VOL)	(COL)	(BOD)	(TSS)	(CA)	(VOL)	(COL)	(BOD)	(TSS)	(CA)
Fund 51 - Sewer Expenses											
530 - Operations, cont.											
Minor Equipment Chlorine	$ 20,690	$ 10,552	$ -	$ 4,552	$ 4,552	$ 1,035	51%	0%	22%	22%	5%
Minor Equipment Dechlorination	10,345	5,276	-	2,276	2,276	517	51%	0%	22%	22%	5%
Minor Equipment Digester	25,863	13,190	-	5,690	5,690	1,293	51%	0%	22%	22%	5%
Postage General	6,207	3,166	-	1,366	1,366	310	51%	0%	22%	22%	5%
Office Equipment & Furniture	31,035	15,828	-	6,828	6,828	1,552	51%	0%	22%	22%	5%
Telephone General	20,690	10,552	-	4,552	4,552	1,035	51%	0%	22%	22%	5%
Telephone Wireless/Tablet Service Plan	20,690	10,552	-	4,552	4,552	1,035	51%	0%	22%	22%	5%
Turlock Irrigation District General	2,167,000	1,105,170	-	476,740	476,740	108,350	51%	0%	22%	22%	5%
Turlock Irrigation District TID - Irrigation Water	3,251	1,658	-	715	715	163	51%	0%	22%	22%	5%
PG&E General	162,525	82,888	-	35,756	35,756	8,126	51%	0%	22%	22%	5%
City Hall Shared Costs - Utilities	9,068	4,625	-	1,995	1,995	453	51%	0%	22%	22%	5%
Internet Access	1,035	528	-	228	228	52	51%	0%	22%	22%	5%
City Water / Sewer	-	-	-	-	-	-	51%	0%	22%	22%	5%
Auto Allowance	497	253	-	109	109	25	51%	0%	22%	22%	5%
Equipment Rental	20,690	10,552	-	4,552	4,552	1,035	51%	0%	22%	22%	5%
Fleet Maintenance Labor	15,518	7,914	-	3,414	3,414	776	51%	0%	22%	22%	5%
Outside Contractor Labor	4,138	2,110	-	910	910	207	51%	0%	22%	22%	5%
CNG General	2,069	1,055	-	455	455	103	51%	0%	22%	22%	5%
Gas & Oil	68,136	34,749	-	14,990	14,990	3,407	51%	0%	22%	22%	5%
Vehicle & Small Equipment Maintenance Parts	20,690	10,552	-	4,552	4,552	1,035	51%	0%	22%	22%	5%
Vehicle Insurance	3,828	1,952	-	842	842	191	51%	0%	22%	22%	5%
Advertising	1,552	791	-	341	341	78	51%	0%	22%	22%	5%
Bank Charges	130,037	66,319	-	28,608	28,608	6,502	51%	0%	22%	22%	5%
Bad Debt Expense	2,069	1,055	-	455	455	103	51%	0%	22%	22%	5%
Books and Subscriptions	1,035	528	-	228	228	52	51%	0%	22%	22%	5%
Certification	5,173	2,638	-	1,138	1,138	259	51%	0%	22%	22%	5%
Dues Miscellaneous	828	422	-	182	182	41	51%	0%	22%	22%	5%
Meetings	517	264	-	114	114	26	51%	0%	22%	22%	5%
Professional Development	2,007	1,024	-	442	442	100	51%	0%	22%	22%	5%
Property Taxes General	517	264	-	114	114	26	51%	0%	22%	22%	5%
Shoe Allowance	6,207	3,166	-	1,366	1,366	310	51%	0%	22%	22%	5%
Educational Assistance Program Reimbursement	1,035	528	-	228	228	52	51%	0%	22%	22%	5%
Testing and Recruitment	10,345	5,276	-	2,276	2,276	517	51%	0%	22%	22%	5%
Training General/Travel	25,863	13,190	-	5,690	5,690	1,293	51%	0%	22%	22%	5%
Training New World Software	3,104	1,583	-	683	683	155	51%	0%	22%	22%	5%
Transfers Out To 240&305 BCH Rent - Coll & Bill	15,800	8,058	-	3,476	3,476	790	51%	0%	22%	22%	5%
Transfers Out To Fd 110 Bldg Maint - Coll & Bill	6,562	3,347	-	1,444	1,444	328	51%	0%	22%	22%	5%
Transfers Out To Fd 110 Utilities - Coll & Bill	2,485	1,267	-	547	547	124	51%	0%	22%	22%	5%
Transfers Out To Fd 501 Info Tech - GIS	42,823	21,840	-	9,421	9,421	2,141	51%	0%	22%	22%	5%
Transfers Out To Fd 110 GF Admin Fr Fd 410 WQC	885,564	451,638	-	194,824	194,824	44,278	51%	0%	22%	22%	5%
Transfers Out To Fd 110 Public Safety Services	307,638	156,895	-	67,680	67,680	15,382	51%	0%	22%	22%	5%
Transfers Out To Fd 501 for I.T. Services	161,823	82,530	-	35,601	35,601	8,091	51%	0%	22%	22%	5%
Transfers Out To Fd 242 Network	1,642	837	-	361	361	82	51%	0%	22%	22%	5%
Transfers Out To Fd 242 Computer Replacement	11,149	5,686	-	2,453	2,453	557	51%	0%	22%	22%	5%
Transfers Out For Vehicle & Equip Replacement	40,000	20,400	-	8,800	8,800	2,000	51%	0%	22%	22%	5%
Salary Credits From Other Departments	-	-	-	-	-	-	51%	0%	22%	22%	5%
Subtotal - 530 - Operations, cont.	**$ 4,279,734**	**$ 2,182,665**		**$ 941,542**	**$ 941,542**	**$ 213,987**	**51%**	**0%**	**22%**	**22%**	**5%**

©2024 NBS Government Finance Group.

TABLE 28 : CLASSIFICATION OF EXPENSES FOR COST OF SERVICE ANALYSIS

Classification of Expenses											
Budget Categories	Total Revenue Requirements	Flow		Strength		Customer	Basis of Classification				
	FY 2024/25	(VOL)	(COL)	(BOD)	(TSS)	(CA)	(VOL)	(COL)	(BOD)	(TSS)	(CA)
Fund 51 - Sewer Expenses											
530 - Operations, cont.											
SRF Headworks Project	$ -	$ -	$ -	$ -	$ -	$ -	51%	0%	22%	22%	5%
SRF Harding Drain Bypass Project	-	-	-	-	-	-	51%	0%	22%	22%	5%
2022 Sewer Bonds Refunding	-	-	-	-	-	-	51%	0%	22%	22%	5%
Total - Operations	**$ -**	**$ -**	**$ -**	**$ -**	**$ -**	**$ -**	**51%**		**22%**	**22%**	**5%**

TABLE 28 : CLASSIFICATION OF EXPENSES FOR COST OF SERVICE ANALYSIS

Classification of Expenses											
Budget Categories	Total Revenue Requirements	Flow		Strength		Customer	Basis of Classification				
	FY 2024/25	(VOL)	(COL)	(BOD)	(TSS)	(CA)	(VOL)	(COL)	(BOD)	(TSS)	(CA)
Fund 51 - Sewer Expenses											
531 - Collection System											
Full Time Salaries	$ 725,381	$ -	$ 369,944	$ 159,584	$ 159,584	$ 36,269	0%	51%	22%	22%	5%
Part Time Help General	-	-	-	-	-	-	0%	51%	22%	22%	5%
Bilingual Pay	1,288	-	657	283	283	64	0%	51%	22%	22%	5%
Educational Incentive	1,225	-	625	270	270	61	0%	51%	22%	22%	5%
Sick Leave Conversion Pay	7,148	-	3,645	1,572	1,572	357	0%	51%	22%	22%	5%
Stand By Wages	20,422	-	10,415	4,493	4,493	1,021	0%	51%	22%	22%	5%
Vacation Conversion Pay	2,553	-	1,302	562	562	128	0%	51%	22%	22%	5%
Continuous Service Pay	7,383	-	3,765	1,624	1,624	369	0%	51%	22%	22%	5%
Overtime Standard	25,528	-	13,019	5,616	5,616	1,276	0%	51%	22%	22%	5%
Medical Dental Plan	201,232	-	102,628	44,271	44,271	10,062	0%	51%	22%	22%	5%
Vision Insurance	2,426	-	1,237	534	534	121	0%	51%	22%	22%	5%
Long Term Disability Insurance	7,558	-	3,855	1,663	1,663	378	0%	51%	22%	22%	5%
Life Insurance	2,372	-	1,210	522	522	119	0%	51%	22%	22%	5%
SUI	2,673	-	1,363	588	588	134	0%	51%	22%	22%	5%
Workers Comp Insurance	22,052	-	11,246	4,851	4,851	1,103	0%	51%	22%	22%	5%
City Liability Insurance	10,981	-	5,600	2,416	2,416	549	0%	51%	22%	22%	5%
PERS	137,610	-	70,181	30,274	30,274	6,880	0%	51%	22%	22%	5%
Medicare Tax	11,468	-	5,849	2,523	2,523	573	0%	51%	22%	22%	5%
Social Security	-	-	-	-	-	-	0%	51%	22%	22%	5%
Retiree Health Insurance	14,508	-	7,399	3,192	3,192	725	0%	51%	22%	22%	5%
Deferred Comp	4,599	-	2,346	1,012	1,012	230	0%	51%	22%	22%	5%
Deferred Comp In Lieu	2,910	-	1,484	640	640	146	0%	51%	22%	22%	5%
Employee Contribution to PERS	(66,336)	-	(33,831)	(14,594)	(14,594)	(3,317)	0%	51%	22%	22%	5%
PERS UAL (Unfunded Accrued Liability)	176,681	-	90,107	38,870	38,870	8,834	0%	51%	22%	22%	5%
Car Wash	103	-	53	23	23	5	0%	51%	22%	22%	5%
Copier Maintenance/Lease	1,035	-	528	228	228	52	0%	51%	22%	22%	5%
Printer Maintenance	310	-	158	68	68	16	0%	51%	22%	22%	5%
Tree Removal Service	20,690	-	10,552	4,552	4,552	1,035	0%	51%	22%	22%	5%
Laundry & Linen Service	3,104	-	1,583	683	683	155	0%	51%	22%	22%	5%
Maintenance - Air & Heat General	1,035	-	528	228	228	52	0%	51%	22%	22%	5%
Maintenance T.V.	5,173	-	2,638	1,138	1,138	259	0%	51%	22%	22%	5%
Pave Trenches	103,450	-	52,760	22,759	22,759	5,173	0%	51%	22%	22%	5%
Subtotal - 531 - Collection System	**$ 1,456,560**	**$ -**	**$ 742,845**	**$ 320,443**	**$ 320,443**	**$ 72,828**	**0%**	**51%**	**22%**	**22%**	**5%**

©2024 NBS Government Finance Group.

TABLE 30 : CLASSIFICATION OF EXPENSES FOR COST OF SERVICE ANALYSIS

Classification of Expenses											
Budget Categories	Total Revenue Requirements	Flow		Strength		Customer	Basis of Classification				
	FY 2024/25	(VOL)	(COL)	(BOD)	(TSS)	(CA)	(VOL)	(COL)	(BOD)	(TSS)	(CA)
Fund 51 - Sewer Expenses											
531 - Collection System, cont.											
Pest Control	$ 31,035	$ -	$ 15,828	$ 6,828	$ 6,828	$ 1,552	0%	51%	22%	22%	5%
Physicals, Shots and Psychological	2,069	-	1,055	455	455	103	0%	51%	22%	22%	5%
Radio System Maint. Motorola System	1,668	-	850	367	367	83	0%	51%	22%	22%	5%
Radio System Maint. Delta System/Subscriber	2,892	-	1,475	636	636	145	0%	51%	22%	22%	5%
Radio System Maint. Microwave Maint. (Nokia/Delta)	-	-	-	-	-	-	0%	51%	22%	22%	5%
Regulatory Fees	20,690	-	10,552	4,552	4,552	1,035	0%	51%	22%	22%	5%
Sewer Root System	25,863	-	13,190	5,690	5,690	1,293	0%	51%	22%	22%	5%
TID Irrigation Lines Repair	15,518	-	7,914	3,414	3,414	776	0%	51%	22%	22%	5%
Supplies General	129,313	-	65,949	28,449	28,449	6,466	0%	51%	22%	22%	5%
Supplies Piping Supplies	129,313	-	65,949	28,449	28,449	6,466	0%	51%	22%	22%	5%
Supplies Asphalt Replacement Mix	2,069	-	1,055	455	455	103	0%	51%	22%	22%	5%
Minor Equipment Safety Equipment	10,345	-	5,276	2,276	2,276	517	0%	51%	22%	22%	5%
Minor Equipment Tools	10,345	-	5,276	2,276	2,276	517	0%	51%	22%	22%	5%
Telephone General	-	-	-	-	-	-	0%	51%	22%	22%	5%
Turlock Irrigation District General	65,010	-	33,155	14,302	14,302	3,251	0%	51%	22%	22%	5%
City Water / Sewer	-	-	-	-	-	-	0%	51%	22%	22%	5%
Equipment Rental	5,173	-	2,638	1,138	1,138	259	0%	51%	22%	22%	5%
Fleet Maintenance Labor	62,070	-	31,656	13,655	13,655	3,104	0%	51%	22%	22%	5%
Outside Contractor Labor	10,345	-	5,276	2,276	2,276	517	0%	51%	22%	22%	5%
CNG General	5,173	-	2,638	1,138	1,138	259	0%	51%	22%	22%	5%
Gas & Oil	33,273	-	16,969	7,320	7,320	1,664	0%	51%	22%	22%	5%
Vehicle & Small Equipment Maintenance Parts	36,208	-	18,466	7,966	7,966	1,810	0%	51%	22%	22%	5%
Vehicle Insurance	7,552	-	3,851	1,661	1,661	378	0%	51%	22%	22%	5%
Certification	10,345	-	5,276	2,276	2,276	517	0%	51%	22%	22%	5%
Dues Miscellaneous	10,345	-	5,276	2,276	2,276	517	0%	51%	22%	22%	5%
Meetings	1,035	-	528	228	228	52	0%	51%	22%	22%	5%
Shoe Allowance	5,173	-	2,638	1,138	1,138	259	0%	51%	22%	22%	5%
Educational Assistance Program Reimbursement	1,035	-	528	228	228	52	0%	51%	22%	22%	5%
Testing & Recruitment	5,173	-	2,638	1,138	1,138	259	0%	51%	22%	22%	5%
Training General/Travel	25,863	-	13,190	5,690	5,690	1,293	0%	51%	22%	22%	5%
Education and Outreach	10,345	-	5,276	2,276	2,276	517	0%	51%	22%	22%	5%
Transfers Out To Fd 501 for I.T. Services	51,447	-	26,238	11,318	11,318	2,572	0%	51%	22%	22%	5%
Transfers Out To Fd 242 Network	522	-	266	115	115	26	0%	51%	22%	22%	5%
Transfers Out For Vehicle & Equip Replace	-	-	-	-	-	-	0%	51%	22%	22%	5%
Total - Collection System	**$ 727,201**	**$ -**	**$ 370,873**	**$ 159,984**	**$ 159,984**	**$ 36,360**	**0%**		**22%**	**22%**	**5%**

TABLE 31 : CLASSIFICATION OF EXPENSES FOR COST OF SERVICE ANALYSIS

Classification of Expenses											
Budget Categories	Total Revenue Requirements	Flow		Strength		Customer	Basis of Classification				
	FY 2024/25	(VOL)	(COL)	(BOD)	(TSS)	(CA)	(VOL)	(COL)	(BOD)	(TSS)	(CA)
Fund 51 - Sewer Expenses											
532 - Storm Basin Maintenance/Combined System											
Full Time Salaries	$ 402,904	$ 205,481		$ 88,639	$ 88,639	$ 20,145	51%	0%	22%	22%	5%
Subtotal - 532 - Storm Basin Maintenance/Combined System	**$ 402,904**	**$ 205,481**	**$ -**	**$ 88,639**	**$ 88,639**	**$ 20,145**	**51%**	**0%**	**22%**	**22%**	**5%**

©2024 NBS Government Finance Group.

TABLE 32 : CLASSIFICATION OF EXPENSES FOR COST OF SERVICE ANALYSIS

Classification of Expenses											
Budget Categories	Total Revenue Requirements	Flow		Strength		Customer	Basis of Classification				
	FY 2024/25	(VOL)	(COL)	(BOD)	(TSS)	(CA)	(VOL)	(COL)	(BOD)	(TSS)	(CA)
Fund 51 - Sewer Expenses											
532 - Storm Basin Maintenance/Combined System, cont.											
Part Time Help General	$ 30,633	$ 15,623	$ -	$ 6,739	$ 6,739	$ 1,532	51%	0%	22%	22%	5%
Part Time Help Clerical	1,634	833	-	359	359	82	51%	0%	22%	22%	5%
Non-City Sponsored Events	128	65	-	28	28	6	51%	0%	22%	22%	5%
Bilingual Pay	664	338	-	146	146	33	51%	0%	22%	22%	5%
Confidential Pay	503	257	-	111	111	25	51%	0%	22%	22%	5%
Educational Incentive	147	75	-	32	32	7	51%	0%	22%	22%	5%
Sick Leave Conversion Pay	5,106	2,604	-	1,123	1,123	255	51%	0%	22%	22%	5%
Stand By Wages	3,574	1,823	-	786	786	179	51%	0%	22%	22%	5%
Vacation Conversion Pay	3,063	1,562	-	674	674	153	51%	0%	22%	22%	5%
Management Leave Conversion	408	208	-	90	90	20	51%	0%	22%	22%	5%
Continuous Service Pay	15,093	7,697	-	3,320	3,320	755	51%	0%	22%	22%	5%
Overtime Standard	2,553	1,302	-	562	562	128	51%	0%	22%	22%	5%
Medical Dental Plan	86,317	44,021	-	18,990	18,990	4,316	51%	0%	22%	22%	5%
Vision Insurance	1,023	522	-	225	225	51	51%	0%	22%	22%	5%
Long Term Disability Insurance	4,199	2,141	-	924	924	210	51%	0%	22%	22%	5%
Life Insurance	1,317	672	-	290	290	66	51%	0%	22%	22%	5%
SUI	1,314	670	-	289	289	66	51%	0%	22%	22%	5%
Workers Comp Insurance	10,335	5,271	-	2,274	2,274	517	51%	0%	22%	22%	5%
City Liability Insurance	13,698	6,986	-	3,014	3,014	685	51%	0%	22%	22%	5%
PERS	78,218	39,891	-	17,208	17,208	3,911	51%	0%	22%	22%	5%
Medicare Tax	5,401	2,754	-	1,188	1,188	270	51%	0%	22%	22%	5%
Social Security	2,009	1,024	-	442	442	100	51%	0%	22%	22%	5%
Retiree Health Insurance	8,834	4,505	-	1,943	1,943	442	51%	0%	22%	22%	5%
Deferred Comp	5,218	2,661	-	1,148	1,148	261	51%	0%	22%	22%	5%
Deferred Comp in Lieu	1,862	950	-	410	410	93	51%	0%	22%	22%	5%
Employee Contribution to PERS	(37,787)	(19,271)	-	(8,313)	(8,313)	(1,889)	51%	0%	22%	22%	5%
PERS UAL (Unfunded Accrued Liability)	79,667	40,630	-	17,527	17,527	3,983	51%	0%	22%	22%	5%
Car Wash	26	13	-	6	6	1	51%	0%	22%	22%	5%
Copier Maintenance/Lease	569	290	-	125	125	28	51%	0%	22%	22%	5%
Tree Trimming	15,518	7,914	-	3,414	3,414	776	51%	0%	22%	22%	5%
Laundry & Linen Service	1,552	791	-	341	341	78	51%	0%	22%	22%	5%
Maintenance Vandalism	2,069	1,055	-	455	455	103	51%	0%	22%	22%	5%
Maintenance Radio Maint./Repair	5,173	2,638	-	1,138	1,138	259	51%	0%	22%	22%	5%
Maintenance TID Canal Maint.	10,345	5,276	-	2,276	2,276	517	51%	0%	22%	22%	5%
Maintenance Weed Spraying	20,690	10,552	-	4,552	4,552	1,035	51%	0%	22%	22%	5%
Maintenance Pumps/Motors	25,863	13,190	-	5,690	5,690	1,293	51%	0%	22%	22%	5%
Maintenance Aerators	2,586	1,319	-	569	569	129	51%	0%	22%	22%	5%
Maintenance MMS Subscription	4,658	2,376	-	1,025	1,025	233	51%	0%	22%	22%	5%
Pest Control	517	264	-	114	114	26	51%	0%	22%	22%	5%
Gopher Control	31,035	15,828	-	6,828	6,828	1,552	51%	0%	22%	22%	5%
Physicals, Shots and Psychological	1,035	528	-	228	228	52	51%	0%	22%	22%	5%
Street Sweeping	222,418	113,433	-	48,932	48,932	11,121	51%	0%	22%	22%	5%
Basin Debris Removal	7,759	3,957	-	1,707	1,707	388	51%	0%	22%	22%	5%
Trash Capture	51,725	26,380	-	11,380	11,380	2,586	51%	0%	22%	22%	5%
Supplies General	36,208	18,466	-	7,966	7,966	1,810	51%	0%	22%	22%	5%
Supplies Park Storm Supplies	36,208	18,466	-	7,966	7,966	1,810	51%	0%	22%	22%	5%
Subtotal - 532 - Storm Basin Maintenance/Combined System, cont.	**$ 801,080**	**$ 408,551**	**$ -**	**$ 176,238**	**$ 176,238**	**$ 40,054**	**51%**	**0%**	**22%**	**22%**	**5%**

©2024 NBS Government Finance Group.

TABLE 33 : CLASSIFICATION OF EXPENSES FOR COST OF SERVICE ANALYSIS

Classification of Expenses											
Budget Categories	**Total Revenue Requirements**	**Flow**		**Strength**		**Customer**	**Basis of Classification**				
	FY 2024/25	**(VOL)**	**(COL)**	**(BOD)**	**(TSS)**	**(CA)**	**(VOL)**	**(COL)**	**(BOD)**	**(TSS)**	**(CA)**
Fund 51 - Sewer Expenses											
532 - Storm Basin Maintenance/Combined System, cont.											
Supplies Fencing	$ 11,897	$ 6,067	$ -	$ 2,617	$ 2,617	$ 595	51%	0%	22%	22%	5%
Supplies Trees, Shrubs, Seed	8,276	4,221	-	1,821	1,821	414	51%	0%	22%	22%	5%
Chemical Fertilizers	12,654	6,454	-	2,784	2,784	633	51%	0%	22%	22%	5%
Minor Equipment Safety Equipment	5,173	2,638	-	1,138	1,138	259	51%	0%	22%	22%	5%
Minor Equipment Tools	15,518	7,914	-	3,414	3,414	776	51%	0%	22%	22%	5%
Telephone General	52	26	-	11	11	3	51%	0%	22%	22%	5%
Telephone Wireless/Tablet Service Plan	1,145	584	-	252	252	57	51%	0%	22%	22%	5%
Turlock Irrigation District General	108,350	55,259	-	23,837	23,837	5,418	51%	0%	22%	22%	5%
Turlock Irrigation District TID Improvement District	23,837	12,157	-	5,244	5,244	1,192	51%	0%	22%	22%	5%
City Water / Sewer	-	-	-	-	-	-	51%	0%	22%	22%	5%
Auto Allowance	596	304	-	131	131	30	51%	0%	22%	22%	5%
Equipment Rental	5,173	2,638	-	1,138	1,138	259	51%	0%	22%	22%	5%
Fleet Maintenance Labor	29,742	15,168	-	6,543	6,543	1,487	51%	0%	22%	22%	5%
Outside Contractor Labor	5,948	3,034	-	1,309	1,309	297	51%	0%	22%	22%	5%
Gas & Oil	11,356	5,792	-	2,498	2,498	568	51%	0%	22%	22%	5%
Vehicle & Small Equipment Maintenance Parts	11,897	6,067	-	2,617	2,617	595	51%	0%	22%	22%	5%
Vehicle Insurance	517	264	-	114	114	26	51%	0%	22%	22%	5%
Professional Development	360	184	-	79	79	18	51%	0%	22%	22%	5%
Property Taxes General	155	79	-	34	34	8	51%	0%	22%	22%	5%
Property Taxes WARP Storm Drain Direct Access	155	79	-	34	34	8	51%	0%	22%	22%	5%
Shoe Allowance	1,552	791	-	341	341	78	51%	0%	22%	22%	5%
Educational Assistance Program Reimbursement	517	264	-	114	114	26	51%	0%	22%	22%	5%
Training General/Travel	1,241	633	-	273	273	62	51%	0%	22%	22%	5%
NPDES Phase II MS4 Storm Compliance	31,035	15,828	-	6,828	6,828	1,552	51%	0%	22%	22%	5%
Transfers Out To Fd 501 for I.T. Services	22,917	11,688	-	5,042	5,042	1,146	51%	0%	22%	22%	5%
Transfers Out To Fd 242 Network	232	118	-	51	51	12	51%	0%	22%	22%	5%
Transfers Out For Vehicle & Equip Replace	40,735	20,775	-	8,962	8,962	2,037	51%	0%	22%	22%	5%
Transfers Out For Leaf Pick Up	70,000	35,700	-	15,400	15,400	3,500	51%	0%	22%	22%	5%
Transfers Out To Fd 301 ADA Sidewalk Improve	15,000	7,650	-	3,300	3,300	750	51%	0%	22%	22%	5%
Total - Storm Basin Maintenance/Combined System	**$ 436,029**	**$ 222,375**	**$ -**	**$ 95,926**	**$ 95,926**	**$ 21,801**	**51%**	**0%**	**22%**	**22%**	**5%**

©2024 NBS Government Finance Group.

TABLE 34 : CLASSIFICATION OF EXPENSES FOR COST OF SERVICE ANALYSIS

Classification of Expenses											
Budget Categories	**Total Revenue Requirements**	**Flow**		**Strength**		**Customer**	**Basis of Classification**				
	FY 2024/25	**(VOL)**	**(COL)**	**(BOD)**	**(TSS)**	**(CA)**	**(VOL)**	**(COL)**	**(BOD)**	**(TSS)**	**(CA)**
Additional Staffing											
Additional Staffing											
Environmental Compliance Inspector Supervisor	$ 162,308	$ 82,777	$ -	$ 35,708	$ 35,708	$ 8,115	51%	0%	22%	22%	5%
Lab Manager	105,141	53,622	-	23,131	23,131	5,257	51%	0%	22%	22%	5%
Network Engineer	89,646	45,719	-	19,722	19,722	4,482	51%	0%	22%	22%	5%
Planner	79,911	40,755	-	17,580	17,580	3,996	51%	0%	22%	22%	5%
Safety	79,911	40,755	-	17,580	17,580	3,996	51%	0%	22%	22%	5%
Planner (Utilities)	79,641	40,617	-	17,521	17,521	3,982	51%	0%	22%	22%	5%
SCADA Tech	76,976	39,258	-	16,935	16,935	3,849	51%	0%	22%	22%	5%
Instrumentation & Control Tech Senior	76,976	39,258	-	16,935	16,935	3,849	51%	0%	22%	22%	5%
Subtotal - Additional Staffing	**$ 750,510**	**$ 382,760**	**$ -**	**$ 165,112**	**$ 165,112**	**$ 37,526**	**51%**	**0%**	**22%**	**22%**	**5%**
Grand Total - Sewer Expenses	**$ 19,432,888**	**$ 8,797,055**	**$ 1,113,718**	**$ 4,275,235**	**$ 4,275,235**	**$ 971,644**	**45%**	**6%**	**22%**	**22%**	**5%**

TABLE 35 : CLASSIFICATION OF EXPENSES FOR COST OF SERVICE ANALYSIS

Classification of Expenses, cont.											
Budget Categories	**Total Revenue Requirements**	**Flow**		**Strength**		**Customer**	**Basis of Classification**				
	FY 2024/25	**(VOL)**	**(COL)**	**(BOD)**	**(TSS)**	**(CA)**	**(VOL)**	**(COL)**	**(BOD)**	**(TSS)**	**(CA)**
Debt Service Payments											
Outstanding Debt	$ 6,303,810	$ 3,151,905	$ -	$ 1,575,953	$ 1,575,953	$ -	50%	0%	25%	25%	0%
New Debt Issue - SRF Loan	-	-	-	-	-	-	50%	0%	25%	25%	0%
New Debt Issue - Revenue Bond	-	-	-	-	-	-	50%	0%	25%	25%	0%
Total Debt Service Payments	**$ 6,303,810**	**$ 3,151,905**	**$ -**	**$ 1,575,953**	**$ 1,575,953**	**$ -**	**50%**	**0%**	**25%**	**25%**	**0%**
Capital Expenditures											
Rate Funded Capital Expenses	$ 2,000,000	$ 1,000,000	$ -	$ 500,000	$ 500,000	$ -	50%		25%	25%	0%
TOTAL REVENUE REQUIREMENTS	**$ 27,736,698**	**$ 12,948,960**	**$ 1,113,718**	**$ 6,351,188**	**$ 6,351,188**	**$ 971,644**	**47%**	**4%**	**23%**	**23%**	**4%**
Less: Non-Rate Revenues											
Support Services	$ -	$ -	$ -	$ -	$ -	$ -	51%	0%	22%	22%	5%
Other Revenue	(188,300)	(96,033)	-	(41,426)	(41,426)	(9,415)	51%	0%	22%	22%	5%
Transfers In	(160,000)	(81,600)	-	(35,200)	(35,200)	(8,000)	51%	0%	22%	22%	5%
Interest Income	(161,009)	(82,115)	-	(35,422)	(35,422)	(8,050)	51%	0%	22%	22%	5%
NET REVENUE REQUIREMENTS	**$ 27,227,389**	**$ 12,689,213**	**$ 1,113,718**	**$ 6,239,140**	**$ 6,239,140**	**$ 946,179**					
Allocation of Revenue Requirements	**100.0%**	**46.6%**	**4.1%**	**22.9%**	**22.9%**	**3.5%**					
Net Revenue Reqt. Check from Financial Plan	*$ 713,704*										

*Note: Only expensesin Fund 532 directly attributable to the sewer utility have been included in the analysis for the rate study. Expenses in Fund 532 directly attributable to the storm system have been excluded from the analysis for the rate study.

©2024 NBS Government Finance Group.

TABLE 36 : ADJUSTMENT TO CLASSIFICATION OF EXPENSES FOR COST-OF-SERVICE ANALYSIS

Adjustment to Current Rate Level:	Total	(VOL)	(COL)	(BOD)	(TSS)	(CA)
FY 2024/25 Target Rate Rev. After Rate Increases	$ 28,046,925					
Projected Rate Revenue at Current Rates	$ 20,775,500					
FY 2024/25 Projected Rate Increase	*35%*					
Adjusted Net Revenue Req'ts	**$ 28,046,925**	**$ 13,071,154**	**$ 1,147,240**	**$ 6,426,936**	**$ 6,426,936**	**$ 974,659**
Percent of Revenue		*46.6%*	*4.1%*	*22.9%*	*22.9%*	*3.5%*

TABLE 37 : COSA NET REVENUE REQUIREMENTS

COSA NET REVENUE REQUIREMENTS						
Rate-Design Adjustments to Fixed/Variable %	100.0%	46.6%	4.1%	22.9%	22.9%	3.5%
Rate-Design Adjustments to Fixed/Variable ($)	$ 28,046,925	$ 13,071,154	$ 1,147,240	$ 6,426,936	$ 6,426,936	$ 974,659

TABLE 38 : ADJUSTMENT TO COST OF SERVICE RATES 103.01%

Ratio of Targeted Rate Revenue to Net Revenue Requirements	Total	(VOL)	(COL)	(BOD)	(TSS)	(CA)
Actual Total Fixed Costs	$ 8,303,810	$ 4,151,905	$ -	$ 2,075,953	$ 2,075,953	$ -
Adjusted Total Fixed Costs	$ 8,553,752	$ 4,276,876	$ -	$ 2,138,438	$ 2,138,438	$ -
Total Operating Costs	$ 19,432,888	$ 8,797,055	$ 1,113,718	$ 4,275,235	$ 4,275,235	$ 971,644
Less: Non Rate Revenue	$ (509,309)	$ (259,748)	$ -	$ (112,048)	$ (112,048)	$ (25,465)
Actual Net Operating Costs	$ 18,923,579	$ 8,537,308	$ 1,113,718	$ 4,163,187	$ 4,163,187	$ 946,179
Adjusted Net Operating Costs	$ 19,493,173	$ 8,794,278	$ 1,147,240	$ 4,288,498	$ 4,288,498	$ 974,659
Actual Net Revenue Requirements	$ 27,227,389	$ 12,689,213	$ 1,113,718	$ 6,239,140	$ 6,239,140	$ 946,179
Adjusted Net Revenue Requirements	$ 28,046,925	$ 13,071,154	$ 1,147,240	$ 6,426,936	$ 6,426,936	$ 974,659

©2024 NBS Government Finance Group.

TABLE 39 : DEVELOPMENT OF THE FLOW ALLOCATION FACTOR

Customer Class[1]	Number of Dwelling Units / Accounts[2]	Consumption (gallons/year)	Winter Consumption (Jan-Mar. '23)	Annualized Sewage Flow (gallons)[3]	Total Annual Volume						
					% of Total Flow	BOD mg/l	BOD lbs	% of Total BOD	TSS mg/l	TSS lbs	% of Total TSS
Residential Customers											
Single Family Residential Metered	16,467	2,237,385,763	280,994,599	1,123,978,396	**26.9%**	*n/a*	3,749,592	**20.4%**	*n/a*	3,749,592	**35.6%**
Single Family Residential Non-Metered	394	53,533,127	6,723,257	26,893,028	**0.6%**	*n/a*	89,715	**0.5%**	*n/a*	89,715	**0.9%**
Multiple Residential Metered	7,563	572,414,423	94,722,936	378,891,744	**9.1%**	*n/a*	1,263,983	**6.9%**	*n/a*	1,263,983	**12.0%**
Multiple Residential Non-Metered	182	18,533,307	3,066,885	12,267,540	**0.3%**	*n/a*	40,925	**0.2%**	*n/a*	40,925	**0.4%**
All Other Customers											
Commercial Low Strength	710	214,337,611	*n/a*	214,337,611	**5.1%**	*n/a*	268,136	**1.5%**	*n/a*	268,136	**2.5%**
Commercial Medium Strength	169	79,488,728	*n/a*	79,488,728	**1.9%**	*n/a*	265,174	**1.4%**	*n/a*	265,174	**2.5%**
Commercial High Strength	183	93,058,006	*n/a*	93,058,006	**2.2%**	*n/a*	465,662	**2.5%**	*n/a*	465,662	**4.4%**
Institutional	73	60,307,132	*n/a*	60,307,132	**1.4%**	*n/a*	125,740	**0.7%**	*n/a*	125,740	**1.2%**
Industrial[4]	18	n/a	*n/a*	2,193,192,473	**52.4%**	*n/a*	12,068,720	**65.8%**	*n/a*	4,276,452	**40.6%**
Total:	**25,759**	**3,329,058,097**	**385,507,677**	**4,182,414,658**	**100.0%**		**18,337,648**	**100.0%**		**10,545,380**	**100.0%**

1. Customer data provided by the City for FY 2022/23.
   Source files: July 22 - June 23 Residential Water and Sewer.xlsx & July 22 - June 23 Non-Residential Sewer Only_ab.
2. Residential and industrial customers are based on the number of dwelling units
   and all other customers are based on the number of accounts.
3. Annual consumption for all customer classes based on average winter water consumption.
4. Flow for industrial customer is based on wastewater flow. Strength factors are based on wastewater flow data.
   Industrial customer class includes Ceres and the community service districts of Keyes and Denair.
   Source file: Industrial Data FY22-23.xlsx.

©2024 NBS Government Finance Group.

TABLE 40 : DEVELOPMENT OF THE CUSTOMER ALLOCATION FACTOR

Customer Class	Flow	Percent of Total
Residential Customers		
Single Family Residential Metered	16,467	**63.9%**
Single Family Residential Non-Metered	394	**1.5%**
Multiple Residential Metered	7,563	**29.4%**
Multiple Residential Non-Metered	182	**0.7%**
All Other Customers		
Commercial Low Strength	710	**2.8%**
Commercial Medium Strength	169	**0.7%**
Commercial High Strength	183	**0.7%**
Institutional	73	**0.3%**
Industrial	18	**0.1%**
Total:	**25,759**	**100.0%**

1. Residential and industrial customers are based on the number of dwelling units and all other customers are based on the number of accounts.

TABLE 41 : DEVELOPMENT OF THE COLLECTION ALLOCATION FACTOR

Customer Class	Flow MGD	Percent of Total
Residential Customers		
Single Family Residential Metered	3.08	**29.9%**
Single Family Residential Non-Metered	0.07	**0.7%**
Single Family Residential Metered	1.04	**10.1%**
Single Family Residential Non-Metered	0.03	**0.3%**
All Other Customers		
Commercial Low Strength	0.59	**5.7%**
Commercial Medium Strength	0.22	**2.1%**
Commercial High Strength	0.25	**2.5%**
Institutional	0.17	**1.6%**
Industrial	4.85	**47.1%**
City of Ceres	0.00	**0.0%**
Total:	**10.30**	**100.0%**

©2024 NBS Government Finance Group.

TABLE 42 : INDUSTRIAL CUSTOMER DATA	Reserve Capacity			Annual Volumes		
Customer Class[1]	Flow MGD (Max Daily)	BOD lbs/day	TSS lbs/day	Flow MG	BOD lbs	TSS lbs
Industrial						
SIU #1	0.10	2,285.79	1,318.61	41.68	799,950.86	611,025.25
SIU #2	0.85	7,289.21	2,529.85	261.64	1,063,924.75	677,610.71
SIU #3	0.77	3,814.49	2,594.36	306.30	2,260,171.60	857,592.19
SIU #4	0.06	1,236.31	459.57	21.97	396,909.66	116,942.11
SIU #5	0.99	1,298.27	225.34	514.63	695,389.10	246,105.66
SIU #6	0.24	4,480.65	642.54	87.74	1,471,831.11	287,859.60
SIU #7	0.26	471.01	552.70	89.85	179,678.47	210,757.71
SIU #8	0.02	489.68	154.51	6.02	204,335.32	51,246.09
SIU #9	0.17	76.39	165.17	60.65	35,837.12	42,363.73
SIU #10	0.71	5,113.05	3,267.42	282.86	2,114,537.35	1,252,339.18
SIU #11	0.24	4,443.93	2,939.45	70.24	852,678.27	482,243.96
SIU #12	0.01	39.79	22.44	5.43	21,952.80	9,853.64
SIU #13	0.35	3,310.56	3,853.64	116.30	494,445.82	371,273.14
SIU #14	0.03	481.27	147.18	8.23	150,340.73	31,604.00
SIU #15	0.03	421.57	677.59	13.61	130,246.74	202,081.36
SIU #16	0.41	7,638.08	1,525.20	137.90	2,928,203.10	766,076.35
SIU #17	0.32	837.43	797.90	63.28	390,371.63	257,578.93
SIU #18	0.27	3,516.08	768.65	104.87	664,296.19	242,228.74
Total:	**5.84**	**47,243.55**	**22,642.12**	**2,193.19**	**14,855,100.62**	**6,716,782.34**

1. Source file: *Industrial Data FY22-23.xlsx* .

©2024 NBS Government Finance Group.

TABLE 43 : INDUSTRIAL CUSTOMER DATA

Customer Class[1]	BOD mg/L	DAF Y/N	Timeline	Loading Reduction Potential	BOD Rem %	TSS Rem %	Phase 1 Loading BOD lbs	Phase 1 Loading TSS lbs	Phase 2 Loading BOD lbs	Phase 2 Loading TSS lbs
Industrial										
SIU #1	2301	N	1	Currently installing SAF. Expected Q2 of 2024. Staff indicated 95% removal on TSS and BOD less	50%	75%	399,975	152,756	399,975	152,756
SIU #2	488	Y	1	Currently not using chemicals. Very little sludge removal	50%	75%	531,962	169,403	531,962	169,403
SIU #3	885	N	2	pH adjustment	25%	50%	2,260,172	857,592	1,695,129	428,796
SIU #4	2166	N	0	Grease interceptor	0%	0%	396,910	116,942	396,910	116,942
SIU #5	162	N	0		0%	0%	695,389	246,106	695,389	246,106
SIU #6	2011	N	2		25%	50%	1,471,831	287,860	1,103,873	143,930
SIU #7	240	N	0		0%	0%	179,678	210,758	179,678	210,758
SIU #8	4071	N	0	Static screen	0%	0%	204,335	51,246	204,335	51,246
SIU #9	71	N	0		0%	0%	35,837	42,364	35,837	42,364
SIU #10	896	Y	1	Currently have DAF and not running air or chemical	50%	75%	1,057,269	313,085	1,057,269	313,085
SIU #11	1456	N	2	Oil skimmer & rotating drum and static screen. Not operating oil skimmer well. Project in planning stage.	25%	50%	852,678	482,244	639,509	241,122
SIU #12	485	N	0		0%	0%	21,953	9,854	21,953	9,854
SIU #13	510	N	0		0%	0%	494,446	371,273	494,446	371,273
SIU #14	2189	N	0	Grease interceptor	0%	0%	150,341	31,604	150,341	31,604
SIU #15	1148	Y	1	DAF can operate extremely well. Not operating chemical or sludge removal	50%	75%	65,123	50,520	65,123	50,520
SIU #16	2546	Y	1	DAF operations has room to improve. Project planned to reduce DAF HL.	25%	50%	2,196,152	383,038	2,196,152	383,038
SIU #17	740	N	0	Rotating drum screen	0%	0%	390,372	257,579	390,372	257,579
SIU #18	760	Y	0	Operates DAF extremely well	0%	0%	664,296	242,229	664,296	242,229
	23,123.45						**12,068,720**	**4,276,452**	**10,922,550**	**3,462,604**

1. Source file: *Industrial Data FY22-23.xlsx* .

	Loading Evaluation - lbs/yr			Reduction %		
	Current	Phase I	Phase II	Phase I	Phase II	Total
BOD	14,855,101	12,068,720	10,922,550	19%	8%	26%
TSS	6,716,782	4,276,452	3,462,604	36%	12%	48%

©2024 NBS Government Finance Group.

TABLE 44 : INDUSTRIAL CUSTOMER DATA

	Loading Safety Factor	Flow Cap MGD	Flow Avg + SF MGD	Flow Delta lbs/day	BOD Cap lbs/day	BOD Avg + SF MGD	BOD Delta lbs/day	TSS Cap lbs/day	TSS Avg + SF MGD	TSS Delta lbs/day
Industrial										
SIU #1	1.2	0.10	0.14	0.04	2,286	2,630	344	1,319	1,674	355
SIU #2	1.2	0.85	0.86	0.01	7,289	3498	(3,791)	2,530	1,856	(673)
SIU #3	1.2	0.77	1.01	0.24	3,814	7431	3,616	2,594	2,350	(245)
SIU #4	1.2	0.06	0.07	0.01	1,236	1305	69	460	320	(139)
SIU #5	1.2	0.99	1.69	0.70	1,298	2286	988	225	674	449
SIU #6	1.2	0.24	0.29	0.05	4,481	4839	358	643	789	146
SIU #7	1.2	0.26	0.30	0.03	471	591	120	553	577	25
SIU #8	1.2	0.02	0.02	0.00	490	672	182	155	140	(14)
SIU #9	1.2	0.17	0.20	0.03	76	118	41	165	116	(49)
SIU #10	1.2	0.71	0.93	0.22	5,113	6952	1,839	3,267	3,431	164
SIU #11	1.2	0.24	0.23	(0.01)	4,444	2803	(1,641)	2,939	1,321	(1,618)
SIU #12	1.2	0.01	0.02	0.01	40	72	32	22	27	5
SIU #13	1.2	0.35	0.38	0.03	3,311	1626	(1,685)	3,854	1,017	(2,836)
SIU #14	1.2	0.03	0.03	(0.00)	481	494	13	147	87	(61)
SIU #15	1.2	0.03	0.04	0.01	422	428	7	678	554	(124)
SIU #16	1.2	0.41	0.45	0.04	7,638	9627	1,989	1,525	2,099	574
SIU #17	1.2	0.32	0.21	(0.11)	837	1283	446	798	706	(92)
SIU #18	1.2	0.27	0.34	0.08	3,516	2184	(1,332)	769	664	(105)
				1.37			**1,595.13**			**(4,239.97)**

©2024 NBS Government Finance Group.

TABLE 45 : ALLOCATION OF SEWER REVENUE REQUIREMENTS	Total	(VOL)	(COL)	(BOD)	(TSS)	(CA)
Total Fixed Costs	**$ 8,553,752**	**$ 4,276,876**	**$ -**	**$ 2,138,438**	**$ 2,138,438**	**$ -**
Net Operating Costs	**$ 19,493,173**	**$ 8,794,278**	**$ 1,147,240**	**$ 4,288,498**	**$ 4,288,498**	**$ 974,659**
Net Revenue Requirements	**$ 28,046,925**	**$ 13,071,154**	**$ 1,147,240**	**$ 6,426,936**	**$ 6,426,936**	**$ 974,659**
Capacity Charges to Recover Fixed Costs		**Flow ($/MGD)**	**COL ($/MGD)**	**BOD ($/lbs/day)**	**TSS ($/lbs/day)**	
Fixed Costs		$ 4,276,876		$ 2,138,438	$ 2,138,438	
Design Capacity		11.29		64,419	39,817	
		$ 378,926		**$ 33.20**	**$ 53.71**	
User Charges		**Flow ($/MG)**	**COL ($/MG)**	**BOD ($/lb)**	**TSS ($/lb)**	
Net operating Costs		$ 8,794,278	$ 1,147,240	$ 4,288,498	$ 4,288,498	
Annual Volumes		4,182	3,472	18,337,648	10,545,380	
		$ 2,103	**$ 330**	**$ 0.23**	**$ 0.41**	
						Acct. Charge ($/yr)
Customer Costs						$ 974,659
Number of Accounts						25,759
						$ 37.84

TABLE 46 : ALLOCATION OF SEWER REVENUE REQUIREMENTS

Development of Allocation Factors	Net Revenue Requirements - Design Capacity					
Customer Class	**Total**	**Volume**	**Collection**	**BOD**	**TSS**	**Customer**
Residential Customers						
Single Family Residential Metered	$ 2,059,596	$ 1,166,862	$ -	$ 341,017	$ 551,717	$ -
Single Family Residential Non-Metered	49,279	27,919	-	8,159	13,201	-
Multiple Residential Metered	694,287	393,348	-	114,956	185,983	-
Multiple Residential Non-Metered	22,479	12,736	-	3,722	6,022	-
All Other Customers						
Commercial Low Strength	$ 286,356	$ 222,515	$ -	$ 24,386	$ 39,454	$ -
Commercial Medium Strength	145,656	82,522	-	24,117	39,018	-
Commercial High Strength	207,477	96,609	-	42,351	68,518	-
Institutional	92,545	62,608	-	11,436	18,502	-
Industrial	4,996,075	2,211,757	-	1,568,293	1,216,024	-
Total:	**$ 8,553,752**	**$ 4,276,876**	**$ -**	**$ 2,138,438**	**$ 2,138,438**	**$ -**

©2024 NBS Government Finance Group.

TABLE 47 : ALLOCATION OF SEWER REVENUE REQUIREMENTS

Development of Allocation Factors	Net Revenue Requirements - Operating Costs					
Customer Class	Total	Volume	Collection	BOD	TSS	Customer
Residential Customers						
Single Family Residential Metered	$ 5,108,254	$ 2,363,366	$ 343,147	$ 876,891	$ 1,524,850	$ -
Single Family Residential Non-Metered	122,223	56,547	8,210	20,981	36,485	-
Multiple Residential Metered	1,721,986	796,688	115,674	295,599	514,025	-
Multiple Residential Non-Metered	55,753	25,795	3,745	9,571	16,643	-
All Other Customers						
Commercial Low Strength	$ 687,870	$ 450,683	$ 65,437	$ 62,707	$ 109,043	$ -
Commercial Medium Strength	361,260	167,139	24,268	62,014	107,839	-
Commercial High Strength	522,354	195,671	28,410	108,901	189,371	-
Institutional	225,759	126,807	18,412	29,406	51,135	-
Industrial	9,713,054	4,611,581	539,938	2,822,428	1,739,108	-
Total:	**$ 18,518,514**	**$ 8,794,278**	**$ 1,147,240**	**$ 4,288,498**	**$ 4,288,498**	**$ -**

TABLE 48 : ALLOCATION OF SEWER REVENUE REQUIREMENTS

Development of Allocation Factors	Net Revenue Requirements - Customer Costs					
Customer Class	Total	Volume	Collection	BOD	TSS	Customer
Residential Customers						
Single Family Residential Metered	$ 623,072	$ -	$ -	$ -	$ -	$ 623,072
Single Family Residential Non-Metered	14,908	-	-	-	-	14,908
Multiple Residential Metered	286,166	-	-	-	-	286,166
Multiple Residential Non-Metered	6,886	-	-	-	-	6,886
All Other Customers						
Commercial Low Strength	$ 26,865	$ -	$ -	$ -	$ -	$ 26,865
Commercial Medium Strength	6,395	-	-	-	-	6,395
Commercial High Strength	6,924	-	-	-	-	6,924
Institutional	2,762	-	-	-	-	2,762
Industrial	681	-	-	-	-	681
Total:	**$ 974,659**	**$ -**	**$ -**	**$ -**	**$ -**	**$ 974,659**
Grand Total:	**$ 28,046,925**	**$ 13,071,154**	**$ 1,147,240**	**$ 6,426,936**	**$ 6,426,936**	**$ 974,659**

©2024 NBS Government Finance Group.

TABLE 49 : ALLOCATION OF NET REVENUE REQUIREMENTS TO CUSTOMER CLASSES

Customer Class	Cost Classification Components					Cost-of-Service Net Revenue Reqts.	% of COS Net Revenue Reqts.
	Volume	Collection	BOD	TSS	Customer		
Net Revenue Requirements [1]	***$ 13,071,154***	***$ 1,147,240***	***$ 6,426,936***	***$ 6,426,936***	***$ 974,659***	***$ 28,046,925***	--
	46.6%	*4.1%*	*22.9%*	*22.9%*	*3.5%*	*100.0%*	
Residential Customers							
Single Family Residential Metered	$ 3,530,229	$ 343,147	$ 1,217,908	$ 2,076,567	$ 623,072	$ 7,790,922	*27.8%*
Single Family Residential Non-Metered	84,467	8,210	29,140	49,685	14,908	186,411	*0.7%*
Multiple Residential Metered	1,190,036	115,674	410,555	700,008	286,166	2,702,439	*9.6%*
Multiple Residential Non-Metered	38,530	3,745	13,293	22,664	6,886	85,119	*0.3%*
All Other Customers							
Commercial Low Strength	$ 673,199	$ 65,437	$ 87,094	$ 148,497	$ 26,865	$ 1,001,090	*3.6%*
Commercial Medium Strength	249,661	24,268	86,131	146,857	6,395	513,311	*1.8%*
Commercial High Strength	292,280	28,410	151,252	257,889	6,924	736,755	*2.6%*
Institutional	189,415	18,412	40,842	69,636	2,762	321,067	*1.1%*
Industrial	6,823,338	539,938	4,390,721	2,955,133	681	14,709,811	*52.4%*
Total:	**$ 13,071,154**	**$ 1,147,240**	**$ 6,426,936**	**$ 6,426,936**	**$ 974,659**	**$ 28,046,925**	**100%**

1. Revenue requirement for each customer class is determined by multiplying the revenue requirement from each cost classification by the allocation factors for each customer class.

TABLE 50 : CALCULATION OF PROPOSED SEWER RATES FOR RESIDENTIAL CUSTOMERS OPTION 1

Customer Class	No. of Dwelling Units	Annual Volume (HCF)	Total Annual Revenue Requirement	Monthly Fixed Charge Per Dwelling Unit
Residential Customers				
Single Family Residential Metered	16,467	1,502,544	$ 7,790,922	$39.43
Single Family Residential Non-Metered	394	35,951	186,411	$39.43
Multiple Residential Metered	7,563	506,506	2,702,439	$29.99
Multiple Residential Non-Metered	182	16,399	85,119	$29.99
Total:	**24,606**		**$ 10,764,891**	

TABLE 51 : CALCULATION OF PROPOSED SEWER RATES FOR RESIDENTIAL CUSTOMERS OPTION 2

Customer Class	No. of Dwelling Units	Annual Volume (HCF)	Total Annual Revenue Requirement	Monthly Capacity Per Account	Monthly Customer Charge Per Account	Monthly Fixed Charge Per Dwelling Unit	Monthly Volumetric Charge Per HCF
Residential Customers							
Single Family Residential Metered	16,467	1,502,544	$ 7,790,922	$10.42	$3.15	$13.58	$3.40
Single Family Residential Non-Metered	394	35,951	186,411	$10.42	$3.15	$13.58	$3.40
Multiple Residential Metered	7,563	506,506	2,702,439	$7.71	$3.15	$10.87	$3.40
Multiple Residential Non-Metered	182	16,399	85,119	$7.71	$3.15	$10.87	$3.40
Total:	**24,606**	**2,061,401**	**$ 10,764,891**				

TABLE 52 : CALCULATION OF PROPOSED SEWER RATES FOR INSTITUTIONAL CUSTOMERS

Customer Class	No. of Accounts	Annual Volume (HCF)	Total Annual Revenue Requirement	Monthly Capacity Per Account	Monthly Customer Charge Per Account	Monthly Fixed Charge Per Account	Monthly Volumetric Charge Per HCF
Institutional Customers							
Institutional	73	80,619	$ 321,067	$105.65	$3.15	$108.80	$2.80

©2024 NBS Government Finance Group.

TABLE 53 : CALCULATION OF PROPOSED SEWER RATES FOR COMMERCIAL CUSTOMERS - OPTION 1

Customer Class	No. of Accounts	Annual Volume (HCF)	Total Annual Revenue Requirement	Monthly Capacity Per Account	Monthly Customer Charge Per Account	Monthly Fixed Charge Per Account[2]	Monthly Volumetric Charge Per HCF
Commercial							
Commercial Low Strength	710	286,528	$ 1,001,090	$33.61	$3.15	$36.76	$2.40
Commercial Medium Strength	169	106,261	513,311	$71.82	$3.15	$74.98	$3.40
Commercial High Strength	183	124,401	736,755	$94.48	$3.15	$97.63	$4.20
Total:	**1,062**	**517,190**	**$ 2,251,157**				

1. Monthly fixed charge is the based fixed charge plus the monthly customer charge per the number of accounts.

TABLE 54 : CALCULATION OF PROPOSED SEWER RATES FOR INDUSTRIAL CUSTOMERS

					Reserve Capacity Charge						
Customer Class	No. of Accounts	Annual Volume (gallons)	Total Annual Revenue Requirement	Monthly Admin Charge Per Account	Volumetric Charge Per Gallon	BOD Charge, per lb	TSS Charge, per lb	Volumetric Charge Per 1,000,000 Gallon	BOD Charge, per lb per day	TSS Charge, per lb per day	Volumetric Charge, Per MGD
Industrial											
Industrial	18	2,193,192,473	$ 14,709,811	$2.99	$0.0010	$0.09	$0.15	$1,037.46	$33.20	$53.71	$378,926

	Sewer Use Charges						
Volumetric Charge Per Gallon	BOD Charge, per lb	TSS Charge, per lb	Volumetric Charge Per 1,000,000 Gallon	BOD Charge, per 1,000 lb	TSS Charge, per 1,000 lb	Volumetric Charge, Per MGD
0.00210268	$0.23	$0.41	$2,103	$233.86	$406.67	$767,478

	Sewer Use Charges - NO RESERVE CAPACITY						
Volumetric Charge Per Gallon	BOD Charge, per lb	TSS Charge, per lb	Volumetric Charge Per 1,000,000 Gallon	BOD Charge, per 1,000 lb	TSS Charge, per 1,000 lb	Volumetric Charge, Per MGD
Industrial							
Industrial	0.00340771	$0.36	$0.69	$3,408	$363.81	$691.02	$1,135,568
City of Ceres	0.00311114			$3,111			

©2024 NBS Government Finance Group.

TABLE 55 : CURRENT VS. PROPOSED SEWER RATES

Sewer Rate Schedule	Description[1]	Current Rates[2]	Proposed Sewer Rates				
			FY 2024/25	FY 2025/26	FY 2026/27	FY 2027/28	FY 2028/29
Residential Customers							
Residential - Monthly Fixed Service Charges							
Single Family Residential Metered	Per Dwelling Unit	$42.95	$36.27	$37.36	$38.48	$39.64	$40.83
Single Family Residential Non-Metered	Per Dwelling Unit	$28.95	$36.27	$37.36	$38.48	$39.64	$40.83
Multiple Residential Metered	Per Dwelling Unit	$28.95	$26.84	$27.65	$28.47	$29.33	$30.21
Multiple Residential Non-Metered	Per Dwelling Unit	$28.95	$26.84	$27.65	$28.47	$29.33	$30.21
Administrative Charge	Per Account/Dwelling Unit	$8.15	$3.15	$3.25	$3.35	$3.45	$3.55
Non-Residential Customers							
Institutional							
Monthly Fixed Service Charge	Per Account	*see TMC 6-4*	$108.80	$112.06	$115.42	$118.89	$122.45
Volumetric Charge	Per HCF	*Article 7*	$2.80	$2.88	$2.97	$3.06	$3.15
Commercial Customers							
Monthly Fixed Service Charge							
Commercial Low Strength	Per Account		$36.76	$37.87	$39.00	$40.17	$41.38
Commercial Medium Strength	Per Account		$74.98	$77.23	$79.54	$81.93	$84.39
Commercial High Strength	Per Account	*see TMC 6-4*	$97.63	$100.56	$103.58	$106.69	$109.89
Volumetric Charge		*Article 7*					
Commercial Low Strength	Per HCF		$2.40	$2.47	$2.55	$2.62	$2.70
Commercial Medium Strength	Per HCF		$3.40	$3.50	$3.61	$3.71	$3.83
Commercial High Strength	Per HCF		$4.20	$4.32	$4.45	$4.59	$4.73
Industrial Customers							
Monthly Fixed Administrative Charge	Per Account	$8.17	$2.99	$3.08	$3.17	$3.26	$3.36
Sewer Use Charges							
Flow - per MG	Per MG Sewage Flow	N/A	$3,408	$3,510	$3,616	$3,724	$3,836
BOD - per 1,000 pounds	Per 1,000 lbs. BOD	N/A	$364	$375	$386	$398	$410
TSS - per 1,000 pounds	Per 1,000 lbs. TSS	N/A	$691	$712	$733	$755	$778
City of Ceres							
Monthly Fixed Administrative Charge	Per Account	$8.17	$2.99	$3.08	$3.17	$3.26	$3.36
Sewer Use Charges							
Flow - per MG	Per MG Sewage Flow	N/A	$3,111	$3,204	$3,301	$3,400	$3,502
BOD - per 1,000 pounds	Per 1,000 lbs. BOD	N/A	$364	$375	$386	$398	$410
TSS - per 1,000 pounds	Per 1,000 lbs. TSS	N/A	$691	$712	$733	$755	$778

1. Residential sewer rates will now be billed based on the number of dwelling units versus fixture count.
2. Table 37 shows the following rates for the City's residential customers:
   - Single Family Residential Metered - Current rate for 21-25 Fixtures which represents approx. 45% of total accounts.
   - Single Family Residential Non-Metered - Current rate for Up to 15 Fixtures which represents approx. 54% of total accounts.
   - Multiple Residential Metered - Current rate for 1U up to 15 Fixtures which represents approx. 27% of total accounts.
   - Multiple Residential Non-Metered - Current rate for 1U up to 15 Fixtures which represents approx. 38% of total accounts.

©2024 NBS Government Finance Group.

Basis for the Rate Calculations

The rates proposed herein were developed through the Comprehensive Sewer Rate Study (Rate Study) designed to meet all legal requirements and fairly and proportionally recover the necessary revenue from all customer classes. The Rate Study is available for your review at https://www.civicmic.com/city-of-turlock/. Questions can be directed to the City of Turlock's Municipal Services department at (209) 668-5590 or municipalservices@turlock.ca.us.

When Would New Rates Become Effective?

If approved, the first rate adjustment will be effective the service period beginning January 1, 2025 and adjusted annually every July 1 thereafter for a five-year period.

Protest Procedure

As the owner or ratepayer of a parcel subject to the imposition of the proposed rate adjustments, you may submit a written protest against the proposed rate changes. If the City receives written protests against proposed rates by the majority of the affected owners or customers of record prior to the end of the hearing, the Council will not approve the proposed rates. Only one written protest will be counted per identified parcel.

You have the right to withdraw a written protest that you previously submitted prior to the conclusion of the Public Hearing. The City will count all written, complete protests received by the City Clerk's office by 4:00 p.m. on October 8, 2024 or submitted, in person at the Public Hearing, prior to the close of the hearing. The City Clerk will not count written protests submitted after the conclusion of the Public Hearing.

A written protest must include (1) your name; (2) identification of the parcel by address or assessor's parcel number; (3) whether you are the owner of the parcel or the person receiving the service for which the fee is charged; (4) a statement that you are protesting the proposed rate increases; and (5) your original signature. Written protests will not be accepted by e-mail or by fax. Verbal protests will not be counted. Written protests may be submitted by mail or in person to:

City of Turlock Administration
Attn: Sewer Rate Protest
156 South Broadway, Suite 230
Turlock, CA 95380

At the Public Hearing, the City Council will hear and consider all written and oral protests to the proposed rate adjustments. Oral comments at the Public Hearing, however, will not qualify as formal protests unless accompanied by a written protest. At the conclusion of the Public Hearing, the City Council will consider adoption of the resolution authorizing the rate adjustments to the sewer service rates as described herein.

CITY OF TURLOCK
156 SOUTH BROADWAY
TURLOCK, CA 95380

IMPORTANT NOTIFICATION OF PROPOSED RATE ADJUSTMENTS FOR SEWER SERVICES

Proposition 218 Notification

NOTICE OF PUBLIC HEARING REGARDING SEWER RATE ADJUSTMENTS

PUBLIC HEARING DATE, TIME, LOCATION

October 8, 2024 at 6:00 p.m. *or soon thereafter*
City Hall, 156 South Broadway
Turlock, CA 95380
in the Yosemite Room

The City Council of the City of Turlock will hold a Public Hearing on October 8, 2024 at 6:00 p.m. or soon thereafter, in the Yosemite Room at the City of Turlock City Hall located at 156 South Broadway, Turlock, CA to consider adjustments to sewer rates imposed on all customers. If approved, the rate adjustments will commence with the service period beginning January 1, 2025 and will be adjusted annually thereafter on July 1 for a five-year period.

This notice is being sent to all impacted property owners in compliance with California Constitution Article XIII D, Section 6 (Proposition 218), which requires mailed notice at least 45 days prior to the Public Hearing at which the City Council will consider the proposed rates. Proposition 218 also establishes a protest process for the public to follow if they wish to oppose the proposed rates.

P***ursuant to Government Code section 53759, you are hereby notified that there is a 120-day statute of limitations for challenging the sewer rates. As such, if the proposed sewer rates are adopted, any judicial action or proceeding to attack, review, set aside, void, validate, or annul the ordinance, resolution, or motion adopting the updated sewer rates must be commenced within 120 days of the effective date or of the date of the final passage, adoption, or approval of the ordinance, resolution, or motion, whichever is later.***

The City of Turlock's last rate study was performed in 2008 and the sewer rates have not been updated since 2013. The City must collect revenues sufficient to cover the costs of operating the sewer system. These revenues allow the City to ensure that the sewer system continually meets or exceeds all public health and environmental standards. Costs that must be recovered through rate revenue include collection, wastewater treatment, electricity, equipment, supplies and services, debt service, and personnel. Additionally, revenues generated from utility rates are used to finance the repair and renovation of aging infrastructure and maintain reserve funds.

PROPOSED SEWER RATES

The proposed sewer rate adjustments are necessary to meet ongoing operational and maintenance needs of the City's aging sewer infrastructure, provide adequate funding for critical capital improvement projects and to maintain minimum reserve levels for the sewer utility. The current sewer rates were established over a decade ago and have not kept pace with the significant increases in operational costs for the sewer utility. Additionally, adjustments to the sewer rates are necessary to support critical infrastructure investments, such as necessary system repairs and renovations to meet new regulations. The current and proposed sewer rates charges for the next five years are presented in the Table below:

CURRENT VS PROPOSED SEWER RATES

Sewer Rate Schedule	Description[1]	Current Rates[2]	Proposed Sewer Rates				
			FY 2024/25	FY 2025/26	FY 2026/27	FY 2027/28	FY 2028/29
Residential Customers							
Residential - Monthly Fixed Service Charges							
Single Family Residential Metered	Per Dwelling Unit	$42.95	$36.27	$37.36	$38.48	$39.64	$40.83
Single Family Residential Non-Metered	Per Dwelling Unit	$28.95	$36.27	$37.36	$38.48	$39.64	$40.83
Multiple Residential Metered	Per Dwelling Unit	$28.95	$26.84	$27.65	$28.47	$29.33	$30.21
Multiple Residential Non-Metered	Per Dwelling Unit	$28.95	$26.84	$27.65	$28.47	$29.33	$30.21
Administrative Charge	Per Account/Dwelling Unit	$8.15	$3.15	$3.25	$3.35	$3.45	$3.55
Non-Residential Customers							
Institutional							
Monthly Fixed Service Charge	Per Account	*see TMC 6-4 Article 7*	$108.80	$112.06	$115.42	$118.89	$122.45
Volumetric Charge	Per HCF		$2.80	$2.88	$2.97	$3.06	$3.15
Commercial Customers							
Monthly Fixed Service Charge							
Commercial Low Strength	Per Account		$36.76	$37.87	$39.00	$40.17	$41.38
Commercial Medium Strength	Per Account		$74.98	$77.23	$79.54	$81.93	$84.39
Commercial High Strength	Per Account	*see TMC 6-4 Article 7*	$97.63	$100.56	$103.58	$106.69	$109.89
Volumetric Charge							
Commercial Low Strength	Per HCF		$2.40	$2.47	$2.55	$2.62	$2.70
Commercial Medium Strength	Per HCF		$3.40	$3.50	$3.61	$3.71	$3.83
Commercial High Strength	Per HCF		$4.20	$4.32	$4.45	$4.59	$4.73
Industrial Customers							
Monthly Fixed Administrative Charge	Per Account	$8.17	$2.99	$3.08	$3.17	$3.26	$3.36
Sewer Use Charges							
Flow - per MG	Per MG Sewage Flow	N/A	$3,408	$3,510	$3,616	$3,724	$3,836
BOD - per 1,000 pounds	Per 1,000 lbs. BOD	N/A	$364	$375	$386	$398	$410
TSS - per 1,000 pounds	Per 1,000 lbs. TSS	N/A	$691	$712	$733	$755	$778
City of Ceres							
Monthly Fixed Administrative Charge	Per Account	$8.17	$2.99	$3.08	$3.17	$3.27	$3.36
Sewer Use Charges							
Flow - per MG	Per MG Sewage Flow	N/A	$3,111	$3,204	$3,301	$3,400	$3,502
BOD - per 1,000 pounds	Per 1,000 lbs. BOD	N/A	$364	$375	$386	$398	$410
TSS - per 1,000 pounds	Per 1,000 lbs. TSS	N/A	$691	$712	$733	$755	$778

Notes:

1. Residential sewer rates will now be billed based on the number of dwelling units versus fixture count.
2. The table shows the following rates for the City's residential customers:

- Single Family Residential Metered - Current rate for 21-25 Fixtures which represents approx. 45% of total accounts.
- Single Family Residential Non-Metered - Current rate for Up to 15 Fixtures which represents approx. 54% of total accounts.
- Multiple Residential Metered - Current rate for 1U up to 15 Fixtures which represents approx. 27% of total accounts.
- Multiple Residential Non-Metered - Current rate for 1U up to 15 Fixtures which represents approx. 38% of total accounts.

Additional detail on calculation of residential and non-residential sewer rates as well as commercial uses' strength categories can be found in the Comprehensive Sewer Rate Study.

City Council Staff Report
August 13, 2024

From: Christopher Fisher, Municipal Services Director

Prepared by: Stephen Fremming, P.E., Principal Civil Engineer

Agendized by: Reagan M. Wilson, City Manager

1. ACTION RECOMMENDED:

Resolution: Approving the updated five-year Capital Improvement Program (CIP) for the City of Turlock for Fiscal Years 2024-25 through 2028-29

2. SYNOPSIS:

This action will approve the updated five-year Capital Improvement Program (CIP) for the City of Turlock for Fiscal Years 2024-25 through 2028-29.

3. DISCUSSION OF ISSUE:

The City of Turlock owns and maintains a significant amount of capital infrastructure to support water, sewer, storm drain, streets, transit, parks, police and fire stations, and other public facilities. This infrastructure is essential for the City to offer its core services. Capital improvement projects are nonrecurring expenditures for the physical facilities of government such as repairs, replacements, upgrades, and expansions to capital infrastructure.

The City's Capital Improvement Program (CIP) is a 5-year outlook of capital improvement projects needed to maintain infrastructure and quality of life. The CIP is used to manage and coordinate project priorities, timing, location, and resources. The CIP should be guided by the General Plan and applicable Master Plans or Specific Plans.

Engineering staff contacted all City departments in the Spring of 2024 and requested that each identify infrastructure needs by completing individual projects detail sheets with budgetary numbers and estimated schedules. The updated CIP includes known projects over a five-year period beginning in Fiscal Year 2024-25 and ending in Fiscal Year 2028-29. The intent of staff is that the CIP be updated annually.

The CIP identifies a total of one hundred eighty-five (185) projects. The breakdown of these projects by status is:

Status	# of projects listed in CIP
Incomplete	141
Complete	30
Removed	14
Total	185

The projects are organized according to the following work categories:

- Fire
- Police
- Information Technology
- Streets & Signals
- Water
- Wastewater
- Sewer
- Storm Drain
- Parks and Community Facilities
- Airport
- Transit
- Housing
- Admin

The estimated cost of the 141 incomplete projects totals $305,184,000. The projects listed in the CIP are those projects that staff has identified as being necessary, though the actual delivery of each project is based on the City's ability to prioritize and allocate resources such as funding, in-house staffing necessary to manage the project, and consultant availability to provide environmental, property acquisition, design and construction management services. Not all projects listed in the CIP to be active in a given Fiscal Year will be delivered as scheduled due to competing priorities and lack of resources. However, the CIP does provide benefit in that it contains all known future projects as identified by City staff at this time and allows departments to plan, prioritize, and, in the case of staff turnover, pass information on to future staff responsible for updating the CIP.

Pursuant to California Government Code Sections 65103 and 65401, an annual review of local capital improvement projects is required in order to provide early coordination and ensure that the proposed projects conform to the Turlock General Plan. In their regularly scheduled meeting on July 18, 2024, the Planning Commission of the City of Turlock determined that the updated CIP is in conformance with the Turlock General Plan.

City Council is requested to approve the updated five-year Capital Improvement Program (CIP) for the City of Turlock for Fiscal Years 2024-25 through 2028-29. Upon approval by Council, the CIP will replace the CIP approved for Fiscal Years 2022-23 through 2027-28 and the updated CIP be uploaded to the City's website for reference by both the City and public.

4. BASIS FOR RECOMMENDATION:

A. The CIP is used to coordinate project priorities, timing, coordination, and location and to assist in the budgeting process.

B. Pursuant to California Government Code Sections 65103 and 65401, an annual review of local capital improvement projects is required in order to provide early coordination and ensure that the proposed projects conform to the Turlock General Plan.

5. FISCAL IMPACT / BUDGET AMENDMENT:

The CIP is a planning document that identifies future capital improvement needs. Funding for the specific improvements will be provided at the time of project development in the respective funding accounts for each project either during the normal budgeting process or by separate appropriation.

6. STAFF RECOMMENDATION:

Recommend approval.

7. CITY MANAGER'S COMMENTS

Recommend approval.

8. ENVIRONMENTAL DETERMINATION:

This action is not subject to the provisions of the California Environmental Quality Act (CEQA) in accordance with Section 15378 of the CEQA guidelines. This action consists of "organizational or administrative activities of governments that will not result in direct or indirect physical changes in the environment" and therefore is not considered a project.

9. ALTERNATIVES:

A. Council could reject the CIP. Staff does not recommend this as the CIP is a useful planning document to coordinate project priorities, timing, coordination, and location and to assist in the budgeting process.

10. ATTACHMENTS:

A. Draft Resolution

B. 5 Year Capital Improvement Program FY 2024-25 through FY 2028-29

BEFORE THE CITY COUNCIL OF THE CITY OF TURLOCK

IN THE MATTER OF APPROVING THE UPDATED FIVE-YEAR CAPITAL IMPROVEMENT PROGRAM (CIP) FOR THE CITY OF TURLOCK FOR FISCAL YEARS 2024-25 THROUGH 2028-29	**}**	**RESOLUTION NO. 2024-**

WHEREAS the City's Capital Improvement Program (CIP) is a 5-year outlook of capital improvement projects needed to maintain infrastructure and quality of life; and

WHEREAS, the CIP is used to manage and coordinate project priorities, timing, location, and resources and is guided by the General Plan and applicable Master Plans or Specific Plans; and

WHEREAS, the CIP identifies one hundred forty-one (141) incomplete projects with an estimated total cost of $305,184,000; and

WHEREAS, funding for the specific improvements will be provided at the time of project development in the respective funding accounts for each project either during the normal budgeting process or by separate appropriation; and

WHEREAS, not all projects listed in the CIP to be active in a given Fiscal Year will be delivered as scheduled due to competing priorities and lack of resources; and

WHEREAS, pursuant to California Government Code Sections 65103 and 65401, an annual review of local capital improvement projects is required in order to provide early coordination and ensure that the proposed projects conform to the Turlock General Plan; and

WHEREAS, in their regularly scheduled meeting on July 18, 2024, the Planning Commission of the City of Turlock determined that the updated CIP is in conformance with the Turlock General Plan; and

WHEREAS, this action is not subject to the provisions of the California Environmental Quality Act (CEQA) in accordance with Section 15378 of the CEQA guidelines because it consists of "organizational or administrative activities of governments that will not result in direct or indirect physical changes in the environment" and therefore is not considered a project.

NOW, THEREFORE, BE IT RESOLVED that the City Council of the City of Turlock does hereby approve the updated five-year Capital Improvement Program (CIP) for the City of Turlock for Fiscal Years 2024-25 through 2028-29.

PASSED AND ADOPTED at a regular meeting of the City Council of the City of Turlock this 13th day of August, 2024, by the following vote:

AYES:
NOES:
NOT PARTICIPATING:
ABSENT:

ATTEST:

_____
Julie Christel, City Clerk,
City of Turlock, County of Stanislaus,
State of California

5 Year Capital Improvement Program | FY 2024-2025 through 2028-2029

ID#	CAPITAL IMPROVEMENT PROJECTS	Potential Funding Source(s)	Fund No.	General Ledger Org Set to Charge Expenses	Local Funds	Grant Funds Available	Estimated Total Costs	Five Year Program - Projected Costs FY 2024-25 thru 2028-29					Funding Needed Beyond 2028-2029
								1	*2*	*3*	*4*	*5*	
								2024-2025	2025-2026	2026-2027	2027-2028	2028-2029	
					(Thousands of Dollars)								
PUBLIC SAFETY - FIRE													
1001	Fire Station 32 Roof Repair	-	-	-	$ -	$ -	$ -	**COMPLETED**					$ -
1002	Fire Station 32 Window Replacement	TBD	TBD	TBD	$ 47	$ -	$ 47	$ 47	$ -	$ -	$ -	$ -	$ -
1003	Fire Station 33 Asphalt Repair	TBD	TBD	TBD	$ 53	$ -	$ 53	$ 53	$ -	$ -	$ -	$ -	$ -
1004	Fire Station 33 Roof Repair	-	-	-	$ -	$ -	$ -	**COMPLETED**					$ -
1005	Fire Station 34 Bathroom Floor Repair	TBD	TBD	TBD	$ 33	$ -	$ 33	$ 33	$ -	$ -	$ -	$ -	$ -
1006	Fire Station No. 31 and No. 34 Data Improvements	-	-	-	$ -	$ -	$ -	**REMOVED**					$ -
1007	Fire Station 33 Gender Equity Restroom Update	TBD	TBD	TBD	$ 97	$ -	$ 97	$ 97	$ -	$ -	$ -	$ -	$ -
1008	Fire Station 33 Gender Privacy Dorm Room Update	TBD	TBD	TBD	$ 106	$ -	$ 106	$ 106	$ -	$ -	$ -	$ -	$ -
1009	Fire Station 33 Fitness Enclosure	TBD	TBD	TBD	$ 113	$ -	$ 113	$ -	$ 113	$ -	$ -	$ -	$ -
1010	Fire Station 32 Gender Equity Restroom Update	TBD	TBD	TBD	$ 98	$ -	$ 98	$ 98	$ -	$ -	$ -	$ -	$ -
1011	Fire Station 32 Parking Lot Repair	TBD	TBD	TBD	$ 81	$ -	$ 81	$ 81	$ -	$ -	$ -	$ -	$ -
1012	Drill Grounds Asphalt Repair and Maintenance Seal	TBD	TBD	TBD	$ 64	$ -	$ 64	$ 64	$ -	$ -	$ -	$ -	$ -
1013	Remodel of Fire Station 34	TBD	TBD	TBD	$ 209	$ -	$ 209	$ 15	$ 194	$ -	$ -	$ -	$ -
1014	Fire Station 34 Fence Replacement	TBD	TBD	TBD	$ 44	$ -	$ 44	$ 44	$ -	$ -	$ -	$ -	$ -
1015	Fire Station 34 Parking Area	TBD	TBD	TBD	$ 49	$ -	$ 49	$ 15	$ 34	$ -	$ -	$ -	$ -
1016	Fire Station 34 Security Gate Installation	TBD	TBD	TBD	$ 49	$ -	$ 49	$ 49	$ -	$ -	$ -	$ -	$ -
1017	Fire Station 31 SCBA Compressor Room Modifications	Small Equip. Replacement	240	240-00-000	$ 65	$ -	$ 65	$ 65	$ -	$ -	$ -	$ -	$ -
1018	Fire Station 31 Fitness/Dorm Room Update	TBD	TBD	TBD	$ 128	$ -	$ 128	$ 14	$ 114	$ -	$ -	$ -	$ -
1019	Fire Station 33 Exterior Paint and Hose Tower Re-hab	TBD	TBD	TBD	$ 38	$ -	$ 38	$ 38	$ -	$ -	$ -	$ -	$ -
				SUBTOTAL - PUBLIC SAFETY - FIRE	**$ 1,274**	**$ -**	**$ 1,274**	**$ 819**	**$ 455**	**$ -**	**$ -**	**$ -**	**$ -**

ID#	CAPITAL IMPROVEMENT PROJECTS	Potential Funding Source(s)	Fund No.	General Ledger Org Set to Charge Expenses	Local Funds	Grant Funds Available	Estimated Total Costs	Five Year Program - Projected Costs FY 2024-25 thru 2028-29					Funding Needed Beyond 2028-2029
								1	*2*	*3*	*4*	*5*	
								2024-2025	2025-2026	2026-2027	2027-2028	2028-2029	
					(Thousands of Dollars)								
PUBLIC SAFETY - POLICE													
2001	Police Training/Evidence Storage Facility and Shooting Range	General Fund	110	TBD	$ 10,000	$ -	$ 10,000	$ -	$ -	$ -	$ -	$ -	$ 10,000
2002	Animal Services Facility Build Out/Replacement	General Fund	110	TBD	$ 5,000	$ -	$ 5,000	$ -	$ -	$ -	$ -	$ -	$ 5,000
2003	Public Safety Facility Parking Lot Improvements	General Fund	110	TBD	$ 1,000	$ -	$ 1,000	$ -	$ -	$ -	$ -	$ -	$ 1,000
				SUBTOTAL - PUBLIC SAFETY - POLICE	**$ 16,000**	**$ -**	**$ 16,000**	**$ -**	**$ -**	**$ -**	**$ -**	**$ -**	**$ 16,000**
INFORMATION TECHNOLOGY													
3001	City Hall Generator	TBD	TBD	TBD	$ -	$ -	$ -	**REMOVED**					$ -
3002	City Hall Server Room UPS	TBD	TBD	TBD	$ -	$ -	$ -	$ -	$ -	$ -	$ -	$ -	$ -
3003	City Hall Server Room HVAC Replacement	TBD	TBD	TBD	$ 60	$ -	$ 60	$ 60	$ -	$ -	$ -	$ -	$ -
3004	Council Chamber Audio/Video System Upgrade	TBD	TBD	TBD	$ 200	$ -	$ 200	$ -	$ -	$ -	$ -	$ -	$ 200
3005	City Council Chamber Audio/Video System UPS	TBD	TBD	TBD	$ 30	$ -	$ 30	$ -	$ -	$ -	$ -	$ -	$ 30
				SUBTOTAL - INFORMATION TECHNOLOGY	**$ 290**	**$ -**	**$ 290**	**$ 60**	**$ -**	**$ -**	**$ -**	**$ -**	**$ 230**
PUBLIC WORKS STREETS & SIGNALS													
4001	Golden State Blvd. Rehabilitation	-	-	-	$ -	$ -	$ -	**COMPLETED**					$ -
4002	Hedstrom Rd Rehabilitation	-	-	-	$ -	$ -	$ -	**COMPLETED**					$ -
4003	SE Quadrant Road Rehabilitation	-	-	-	$ -	$ -	$ -	**COMPLETED**					$ -
4004	SW Quadrant Road Rehabilitation	-	-	-	$ -	$ -	$ -	**COMPLETED**					$ -
4005	Intersection Improvements at Taylor Rd and Walnut Rd	Federal CMAQ Measure L	215 218	215-40-420 218-40-461	$ 1,583	$ -	$ 1,583	$ 105	$ 1,478	$ -	$ -	$ -	$ -
4006	Intersection Improvements at W. Main and Tegner Road	Federal CMAQ CFF Transpo.	215 305	215-40-420 305-40-440	$ 2,392	$ -	$ 2,392	$ 2,392	$ -	$ -	$ -	$ -	$ -
4007	Linwood Ave. Pedestrian Improvements	-	-	-	$ -	$ -	$ -	**COMPLETED**					$ -
4008	Intersection Improvements at Monte Vista and Fosberg	-	-	-	$ -	$ -	$ -	**COMPLETED**					$ -
4009	Intersection Improvements at Tully and Tuoloumne	-	-	-	$ -	$ -	$ -	**COMPLETED**					$ -
4010	Signal Coordination on W. Monte Vista, Golden State Blvd, and Geer Rd.	-	-	-	$ -	$ -	$ -	**COMPLETED**					$ -
4011	Signal Coordination on E. Monte Vista Ave	-	-	-	$ -	$ -	$ -	**COMPLETED**					$ -
4012	Pedras Road Rehabilitation	Federal STPL Measure L	215	215-40-420	$ 125	$ -	$ 125	$ 125	$ -	$ -	$ -	$ -	$ -
4013	City Utility Trench Repair 2020	-	-	-	$ -	$ -	$ -	**COMPLETED**					$ -
4014	Golden State / Golf / Berkeley Intersection Improvements	Federal STPL CFF Transp.	215 305	215-40-420 305-40-440	$ 2,000	$ -	$ 2,000	$ 1,087	$ 913	$ -	$ -	$ -	$ -

ID#	CAPITAL IMPROVEMENT PROJECTS	Potential Funding Source(s)	Fund No.	General Ledger Org Set to Charge Expenses	Local Funds	Grant Funds Available	Estimated Total Costs	Five Year Program - Projected Costs FY 2024-25 thru 2028-29					Funding Needed Beyond 2028-2029
								1	*2*	*3*	*4*	*5*	
								2024-2025	2025-2026	2026-2027	2027-2028	2028-2029	
					(Thousands of Dollars)								
4015	Slurry Seals 2022	-	-	-	$ -	$ -	$ -	COMPLETED					$ -
4016	Slurry Seals 2023	-	-	-	$ -	$ -	$ -	COMPLETED					$ -
4017	Slurry Seals FY 2023-24	Landscape Assessment	246	246-60-600	$ 403	$ -	$ 403	$ 403	$ -	$ -	$ -	$ -	$ -
4018	Slurry Seals FY 2024-25	-	-	-	$ -		$ -	REMOVED					$ -
4019	STPL Road Rehabilitation Project 2023	-	-	-	$ -	$ -	$ -	REMOVED					$ -
4020	STPL Road Rehabilitation Project 2024	-	-	-	$ -	$ -	$ -	REMOVED					$ -
4021	STPL Road Rehabilitation Project 2025	-	-	-	$ -	$ -	$ -	REMOVED					$ -
4022	City Utility Trench Repair 2023	-	-	-	$ -	$ -	$ -	COMPLETED					$ -
4023	City Utility Trench Repair 2024	-	-	-	$ -	$ -	$ -	MOVED TO SECTION 5000					$ -
4024	Curb Ramp Replacement 2022	-	-	-	$ -	$ -	$ -	REMOVED					$ -
4025	Curb Ramp Replacement 2024	General Fund	301	301-50-520	$ 84	$ -	$ 84	$ 84	$ -	$ -	$ -	$ -	$ -
4026	Pavement Rehabilitation of 15 Streets - Roads Program	-	-	-	$ -	$ -	$ -	COMPLETED					$ -
4027	Pavement Rehabilitation for 2024 Construction - Roads Program CIP	Measure A	115	115-10-115	$ 25,400	$ -	$ 25,400	$ 25,400	$ -	$ -	$ -	$ -	$ -
4028	Pavement Rehabilitation for 2025 Construction - Roads Program CIP	Measure A	115	115-10-115	$ 42,300	$ -	$ 42,300	$ 5,700	$ 24,200	$ 12,400	$ -	$ -	$ -
4029	Pavement Rehabilitation for 2026 Construction - Roads Program CIP	Measure A	115	115-10-115	$ 18,800	$ -	$ 18,800	$ 200	$ 1,300	$ 14,100	$ 3,200	$ -	$ -
4030	Pavement Rehabilitation for 2027 Construction - Roads Program CIP	Measure A	115	115-10-115	$ 16,650	$ -	$ 16,650	$ -	$ 250	$ 1,300	$ 12,100	$ 3,000	$ -
4031	Geer Road Rehabilitation	Measure A	115	115-10-115	$ 12,650	$ -	$ 12,650	$ 650	$ 3,300	$ 6,000	$ 2,700	$ -	$ -
4032	Slurry Seals FY 2025-26	Landscape Assessment	246	246-60-600	$ 900	$ -	$ 900	$ -	$ 900	$ -	$ -	$ -	$ -
4033	Slurry Seals FY 2026-27	Landscape Assessment	246	246-60-600	$ 900	$ -	$ 900	$ -	$ -	$ 900	$ -	$ -	$ -
4034	Fulkerth Road Widening	CFF Transp.	305	305-40-440	$ 1,240	$ -	$ 1,240	$ 1,240	$ -	$ -	$ -	$ -	$ -
4035	Crack Seal FY 2023-24	-	-	-	$ -	$ -	$ -	COMPLETED					$ -
4036	Corporation Yard and RWQCF Road Maintenance	TBD	TBD	TBD	$ 500	$ -	$ 500	$ 500	$ -	$ -	$ -	$ -	$ -
4037	STPL Road Rehabilitation Project 2026	-	-	-	$ -	$ -	$ -	REMOVED					$ -
4038	STPL Road Rehabilitation Project 2027	-	-	-	$ -	$ -	$ -	REMOVED					$ -
4039	Siginal Coordination on Lander Avenue	Streets Federal CMAQ	215	215-40-420	$ 15	$ 210	$ 225	$ 225	$ -	$ -	$ -	$ -	$ -
4040	Signal Coordination on Christoffersen Parkway	Streets Federal CMAQ	215	215-40-420	$ 20	$ 245	$ 265	$ 265	$ -	$ -	$ -	$ -	$ -
4041	Monte Vista Bike Lane Improvements Near CSUS	Streets	216	216-40-434	$ 140	$ -	$ 140	$ 140	$ -	$ -	$ -	$ -	$ -
4042	Pavement Rehabilitation for 2028 Construction - Roads Program CIP	Measure A	115	115-10-115	$ 14,200	$ -	$ 14,200	$ -	$ -	$ 100	$ 1,100	$ 13,000	$ -
4043	Pavement Preservation - Roads Program CIP	Measure A	115	115-10-115	$ 1,000	$ -	$ 1,000	$ 500	$ 500	$ -	$ -	$ -	$ -
4044	Slurry Seals FY 2028-29	Landscape Assessment	246	246-60-600	$ 900	$ -	$ 900	$ -	$ -	$ -	$ -	$ 900	$ -

ID#	CAPITAL IMPROVEMENT PROJECTS	Potential Funding Source(s)	Fund No.	General Ledger Org Set to Charge Expenses	Local Funds	Grant Funds Available	Estimated Total Costs	Five Year Program - Projected Costs FY 2024-25 thru 2028-29					Funding Needed Beyond 2028-2029
								1	2	3	4	5	
								2024-2025	2025-2026	2026-2027	2027-2028	2028-2029	
					(Thousands of Dollars)								
4045	Crack Seal FY 2024-25	SB1	219	219-40-428	$ 200	$ -	$ 200	$ 200	$ -	$ -	$ -	$ -	$ -
4046	Crack Seal FY 2025-26	SB1	219	219-40-428	$ 200	$ -	$ 200	$ -	$ 200	$ -	$ -	$ -	$ -
4047	Crack Seal FY 2026-27	SB1	219	219-40-428	$ 200	$ -	$ 200	$ -	$ -	$ 200	$ -	$ -	$ -
4048	Crack Seal FY 2027-28	SB1	219	219-40-428	$ 200	$ -	$ 200	$ -	$ -	$ -	$ 200	$ -	$ -
4049	Crack Seal FY 2028-29	SB1	219	219-40-428	$ 200	$ -	$ 200	$ -	$ -	$ -	$ -	$ 200	$ -
	SUBTOTAL - PUBLIC WORKS STREETS & SIGNALS				**$ 143,202**	**$ 455**	**$ 143,657**	**$ 39,216**	**$ 33,041**	**$ 35,000**	**$ 19,300**	**$ 17,100**	**$ -**
	PUBLIC WORKS WATER SYSTEM												
5001	Water Main and Sewer Replacement 2023	Water Fund WQC Fund	420 410	420-52-551 410-51-531	$ 1,539	$ -	$ 1,539	$ 1,539	$ -	$ -	$ -	$ -	$ -
5002	Surface Water Distribution System Improvements	Water Fund	420	420-52-551	$ 300	$ -	$ 300	$ 300	$ -	$ -	$ -	$ -	$ -
5003	Well No. 38 Arsenic Mitigation and ICF Treatment	-	-	-	$ -	$ -	$ -	**COMPLETED**					
5004	City Wide Chlorination	-	-	-	$ -	$ -	$ -	**COMPLETED**					$ -
5005	Water Storage Tank	Water Fund	420	420-52-551	$ 4,900	$ -	$ 4,900	$ -	$ 4,900	$ -	$ -	$ -	$ -
5006	Water Line Replacement on S. Center from Marshall to Minerva	Water Fund	420	420-52-551	$ 512	$ -	$ 512	$ 512	$ -	$ -	$ -	$ -	$ -
5007	Water Line Replacement on Crane Ave. from Hamilton to S. Minaret	Water Fund	420	420-52-551	$ 315	$ -	$ 315	$ 315	$ -	$ -	$ -	$ -	$ -
5008	Waterline Replacement on Florence St. from W. Ave. South to S. Lexington	-	-	-	$ -	$ -	$ -	**COMPLETED**					
5009	Re-roof Well Sites 15, 20, and 22	-	-	-	$ -	$ -	$ -	**COMPLETED**					$ -
5010	Water and Sewer Main Extensions	-	-	-	$ -	$ -	$ -	**COMPLETED**					
5011	Armory Utility Extensions	-	-	-	$ -	$ -	$ -	**COMPLETED**					
5012	City Utility Trench Repair FY 2025-26	WQC Fund Water Fund	410 420	410-51-531 (50%) 420-52-550 (50%)	$ 210	$ -	$ 210	$ -	$ 210	$ -	$ -	$ -	$ -
5013	Well 29 Chlorination	Water Fund	420	420-52-551	$ 431	$ -	$ 431	$ 431	$ -	$ -	$ -	$ -	$ -
5014	Water Line Replacement for 2024 Roads Program Construction	Water Fund	420	420-52-551	$ 2,975	$ -	$ 2,975	$ 2,975	$ -	$ -	$ -	$ -	$ -
5015	WQC Admin Building Reroof	Water Fund WQC Fund	420 410	420-52-551 410-51-534	$ 334	$ -	$ 334	$ 334	$ -	$ -	$ -	$ -	$ -
5016	Downtown PCE Groundwater Remediation	Water Fund	420	TBD	$ 2,685	$ -	$ 2,685	$ 1,620	$ 1,065	$ -	$ -	$ -	$ -
5017	City Utility Trench Repair FY 2024-25	WQC Fund Water Fund	410 420	410-51-531 (50%) 420-52-550 (50%)	$ 210	$ -	$ 210	$ 210	$ -	$ -	$ -	$ -	$ -
5018	City Utility Trench Repair FY 2026-27	WQC Fund Water Fund	410 420	410-51-531 (50%) 420-52-550 (50%)	$ 210	$ -	$ 210	$ -	$ -	$ 210	$ -	$ -	$ -
5019	City Utility Trench Repair FY 2027-28	WQC Fund Water Fund	410 420	410-51-531 (50%) 420-52-550 (50%)	$ 210	$ -	$ 210	$ -	$ -	$ -	$ 210	$ -	$ -

ID#	CAPITAL IMPROVEMENT PROJECTS	Potential Funding Source(s)	Fund No.	General Ledger Org Set to Charge Expenses	Local Funds	Grant Funds Available	Estimated Total Costs	Five Year Program - Projected Costs FY 2024-25 thru 2028-29					Funding Needed Beyond 2028-2029
								1	*2*	*3*	*4*	*5*	
								2024-2025	2025-2026	2026-2027	2027-2028	2028-2029	
					(Thousands of Dollars)								
5020	City Utility Trench Repair FY 2028-29	WQC Fund Water Fund	410 420	410-51-531 (50%) 420-52-550 (50%)	$ 210	$ -	$ 210	$ -	$ -	$ -	$ -	$ 210	$ -
	SUBTOTAL - PUBLIC WORKS WATER SYSTEM				**$ 15,041**	**$ -**	**$ 15,041**	**$ 8,236**	**$ 6,175**	**$ 210**	**$ 210**	**$ 210**	**$ -**
	PUBLIC WORKS WASTEWATER TREATMENT SYSTEM												
6001	TRWQCF Chemical Systems Upgrade	WQC Fund	410	410-51-534	$ 722	$ -	$ 722	$ 722	$ -	$ -	$ -	$ -	$ -
6002	Biogas Boiler and Waste Flare Project	-	-	-	$ -	$ -	$ -	**REMOVED**					$ -
6003	WQC Floatator No. 3 Recoating	-	-	-	$ -	$ -	$ -	**COMPLETED**					$ -
6004	Shade Structures at TRWQCF	WQC Fund	410	410-51-534	$ 308	$ -	$ 308	$ 308	$ -	$ -	$ -	$ -	$ -
6005	TRWQCF Security Fence Improvements	WQC Fund	410	410-51-534	$ -	$ -	$ -	$ -	$ -	$ -	$ -	$ -	$ -
6006	TRWQCF Equipment Bays	WQC Fund	410	410-51-534	$ 382	$ -	$ 382	$ 382	$ -	$ -	$ -	$ -	$ -
6007	Flotator No. 1 and No. 2 Rehabilitation Project	WQC Fund	410	410-51-534	$ 12,800	$ -	$ 12,800	$ 12,800	$ -	$ -	$ -	$ -	$ -
6008	Chlorine Building Re-Roof	WQC Fund	410	410-51-534	$ 100	$ -	$ 100	$ 100	$ -	$ -	$ -	$ -	$ -
6009	Sludge Pump Station No. 2 Re-Roof Project	WQC Fund	410	410-51-534	$ 88	$ -	$ 88	$ 88	$ -	$ -	$ -	$ -	$ -
6010	In-Plant Waste Line Repair	WQC Fund	410	410-51-534	$ 155	$ -	$ 155	$ 155	$ -	$ -	$ -	$ -	$ -
6011	Flume No. 1 and No. 2 Rehabilitation	WQC Fund	410	410-51-534	$ 1,165	$ -	$ 1,165	$ 1,165	$ -	$ -	$ -	$ -	$ -
6012	Secondary Clarifier No. 4 Recoating	WQC Fund	410	410-51-534	$ 210	$ -	$ 210	$ 210	$ -	$ -	$ -	$ -	$ -
6013	Methane Phase Digester No. 7	WQC Fund	410	410-51-534	$ 12,500	$ -	$ 12,500	$ 1,875	$ 5,313	$ 5,313	$ -	$ -	$ -
6014	Methane Phase Digester No. 8	WQC Fund	410	410-51-534	$ 12,500	$ -	$ 12,500	$ -	$ 1,875	$ 5,313	$ 5,313	$ -	$ -
6015	Flotator No. 4	WQC Fund	410	410-51-534	$ 7,600	$ -	$ 7,600	$ -	$ 1,140	$ 3,230	$ 3,230	$ -	$ -
6016	Aeration Basin No. 8, Blower No. 7	WQC Fund	410	410-51-534	$ 7,000	$ -	$ 7,000	$ -	$ 1,050	$ 2,975	$ 2,975	$ -	$ -
6017	Aeration Basin No. 9, Denitrification	WQC Fund	410	410-51-534	$ 10,250	$ -	$ 10,250	$ -	$ 1,538	$ 4,356	$ 4,356	$ -	$ -
6018	Complete SCADA Upgrade	WQC Fund	410	410-51-534	$ 15,250	$ -	$ 15,250	$ -	$ 1,650	$ 6,800	$ 6,800	$ -	$ -
	SUBTOTAL - PUBLIC WORKS WASTEWATER TREATMENT SYSTEM				**$ 81,030**	**$ -**	**$ 81,030**	**$ 17,805**	**$ 12,565**	**$ 27,986**	**$ 22,674**	**$ -**	**$ -**
	PUBLIC WORKS SEWER												
7001	Sewer Replacement in Alley Behind Broadway	WQC Fund	410	410-51-534	$ 35	$ -	$ 35	$ 35	$ -	$ -	$ -	$ -	$ -
7002	Sanitary Sewer Lift Stations 9, 42 & 55 Upgrades	-	-	-	$ -	$ -	$ -	**COMPLETED**					$ -
7003	Utility Replacement in the Southeast Quadrant	WQC Fund Water Fund	410 420	410-51-534 420-52-551	$ 4,967	$ -	$ 4,967	$ 330	$ 4,637	$ -	$ -	$ -	$ -

ID#	CAPITAL IMPROVEMENT PROJECTS	Potential Funding Source(s)	Fund No.	General Ledger Org Set to Charge Expenses	Local Funds	Grant Funds Available	Estimated Total Costs	Five Year Program - Projected Costs FY 2024-25 thru 2028-29					Funding Needed Beyond 2028-2029
								1	*2*	*3*	*4*	*5*	
								2024-2025	2025-2026	2026-2027	2027-2028	2028-2029	
					(Thousands of Dollars)								
7004	Upgrade Town Center Sewer Lift Gravity Feed Line	WQC Fund	410	410-51-534	$ -	$ -	$ -	$ -	$ -	$ -	$ -	$ -	$ -
7005	Tully Road Sewer Main Repair and Evaluation	WQC Fund	410	410-51-534	$ 2,330	$ -	$ 2,330	$ 2,330	$ -	$ -	$ -	$ -	$ -
7006	Morgan Ranch Sewer Lift Station	Sewer Line/Trunk Construction	414	414-51-536	$ 1,481	$ -	$ 1,481	$ 1,481	$ -	$ -	$ -	$ -	$ -
				SUBTOTAL - PUBLIC WORKS SEWER	**$ 8,813**	**$ -**	**$ 8,813**	**$ 4,176**	**$ 4,637**	**$ -**	**$ -**	**$ -**	**$ -**
	PUBLIC WORKS STORM DRAINS												
8001	Assess ASR well at Dianne Pond	TBD	TBD	TBD	$ 55	$ -	$ 55	$ 55	$ -	$ -	$ -	$ -	$ -
8002	Taylor Road Storm Drain Improvements	TBD	TBD	TBD	$ -	$ -	$ -	$ -	$ -	$ -	$ -	$ -	$ -
8003	Johnson Road Storm Drain Line Upsize	Storm Drainage Construction	411	411-51-536	$ -	$ -	$ -	$ -	$ -	$ -	$ -	$ -	$ -
8004	Dianne Pond Force Main S/E to Existing 24" Storm Line	TBD	TBD	TBD	$ -	$ -	$ -	$ -	$ -	$ -	$ -	$ -	$ -
8005	Olive Ave, Golden St. Blvd. (Thor St. to s/e of Minerva) MP ESD-50	TBD	TBD	TBD	$ 2,607	$ -	$ 2,607	$ -	$ 2,607	$ -	$ -	$ -	$ -
8006	F St. (8th St. to Lander) MP ESD-53	TBD	TBD	TBD	$ 627	$ -	$ 627	$ -	$ 627	$ -	$ -	$ -	$ -
8007	Lander Ave. (D St. to E St.) MP ESD-55	TBD	TBD	TBD	$ -	$ -	$ -	$ -	$ -	$ -	$ -	$ -	$ -
8008	Storm Lines between Fulerton and Santa Ynez Ave	TBD	TBD	TBD	$ -	$ -	$ -	$ -	$ -	$ -	$ -	$ -	$ -
8009	Storm Drainage Replacement and Upsizing at Donnelly Park	TBD	TBD	TBD	$ -	$ -	$ -	$ -	$ -	$ -	$ -	$ -	$ -
				SUBTOTAL - PUBLIC WORKS STORM DRAINS	**$ 3,289**	**$ -**	**$ 3,289**	**$ 55**	**$ 3,234**	**$ -**	**$ -**	**$ -**	**$ -**
	PARKS AND COMMUNITY FACILITIES												
9001	Armory Project	CDBG	255	TBD	$ -	$ -	$ -	$ -	$ -	$ -	$ -	$ -	$ -
9002	Chamber Roof Re-Placement	General Fund	301	301-50-520	$ 54	$ -	$ 54	$ -	$ 54	$ -	$ -	$ -	$ -
9003	City Hall A/C Replacement	Small Equip. Replacement	240	240-00-201	$ 184	$ -	$ 184	$ -	$ 184	$ -	$ -	$ -	$ -
9004	Columbia Pool	General Fund	301	301-50-520	$ 1,278	$ -	$ 1,278	$ 1,278	$ -	$ -	$ -	$ -	$ -
9005	Montana Park Phase II	Parks and Public Facilities Grants	269	269-60-614	$ 3,347	$ -	$ 3,347	$ 3,347	$ -	$ -	$ -	$ -	$ -
9006	Muni Hall A/C Replacements	WQC Fund Water Fund	410 420	410-51-531 (50%) 420-52-550 (50%)	$ 220	$ -	$ 220	$ -	$ 220	$ -	$ -	$ -	$ -
9007	North Berkeley Median Rehabilitation	Assessment District	246	246-00-000	$ 565	$ -	$ 565	$ -	$ -	$ -	$ -	$ 565	$ -
9008	Pedretti Park Lighting Replacement	-	-	-	$ -	$ -	$ -	**COMPLETED**					$ -

ID#	CAPITAL IMPROVEMENT PROJECTS	Potential Funding Source(s)	Fund No.	General Ledger Org Set to Charge Expenses	Local Funds	Grant Funds Available	Estimated Total Costs	Five Year Program - Projected Costs FY 2024-25 thru 2028-29					Funding Needed Beyond 2028-2029
								1	2	3	4	5	
								2024-2025	2025-2026	2026-2027	2027-2028	2028-2029	
					(Thousands of Dollars)								
9009	Pedretti Sports Complex Walk Path	General Fund	301	301-50-523	$ 40	$ -	$ 40	$ -	$ 40	$ -	$ -	$ -	$ -
9010	PBID Design Update	Downtown Improv. Project	602	602-10-166	$ 52	$ -	$ 52	$ -	$ -	$ 52	$ -	$ -	$ -
9011	Public Safety Facility Gate Replacement/Repair	General Fund	301	301-50-520	$ 50	$ -	$ 50	$ -	$ -	$ 50	$ -	$ -	$ -
9012	Replace Existing Arbor/Pedretti Sports Complex	Sports Facilities	205	205-60-602	$ 103	$ -	$ 103	$ -	$ 103	$ -	$ -	$ -	$ -
9013	Replace Flat Roof at City Hall (Municipal Services Building)	WQC Fund	420	420-51-531	$ 269	$ -	$ 269	$ 269	$ -	$ -	$ -	$ -	$ -
9014	Roof Replacement Recreation Facility	General Fund	301	301-50-520	$ 126	$ -	$ 126	$ -	$ -	$ 126	$ -	$ -	$ -
9015	Pedretti Park Refrigerator / Freezer	-	-	-	$ -	$ -	$ -	REMOVED					$ -
9016	Senior Center A/C Replacement	CDBG	255	TBD	$ 27	$ -	$ 27	$ 27	$ -	$ -	$ -	$ -	$ -
9017	Senior Center Sliding Glass Doors	-	-	-	$ -	$ -	$ -	COMPLETED					$ -
9018	Senior Center Exterior Painting	General Fund	301	301-50-520	$ 43	$ -	$ 43	$ -	$ -	$ 43	$ -	$ -	$ -
9019	Senior Center Interior Painting	General Fund	301	301-50-520	$ 62	$ -	$ 62	$ 62	$ -	$ -	$ -	$ -	$ -
9020	Senior Center Flat Roof Replacement	CDBG	255	TBD	$ 166	$ -	$ 166	$ 166	$ -	$ -	$ -	$ -	$ -
9021	Turlock Regional Sports Complex Softball Field Lighting	Sports Facilities	205	205-60-602	$ 440	$ -	$ 440	$ -	$ -	$ 440	$ -	$ -	$ -
9022	Resurface Columbia Park Multi-Purpose Court	General Fund	301	301-50-520	$ 59	$ -	$ 59	$ -	$ -	$ 59	$ -	$ -	$ -
9023	Resurface Crane Park Tennis Court Improvements	General Fund	301	301-50-520	$ 151	$ -	$ 151	$ -	$ 151	$ -	$ -	$ -	$ -
9024	Public Safety Facility Emergency Exit Door	-	-	-	$ -	$ -	$ -	REMOVED					$ -
9025	Scoreboard Replacements at TRSC and Pedretti Sports Complex	-	-	-	$ -	$ -	$ -	COMPLETED					$ -
9026	Replace Hot Water Heater at City Hall	-	-	-	$ -	$ -	$ -	COMPLETED					$ -
9027	Paint Lights Standards in PBID Area	TBD	TBD	TBD	$ 30	$ -	$ 30	$ 30	$ -	$ -	$ -	$ -	$ -
9028	Carpet Replacement at City Hall	Small Equip. Replacement	240	240-00-201	$ 49	$ -	$ 49	$ -	$ 49	$ -	$ -	$ -	$ -
9029	Chamber of Commerce Fence	TBD	TBD	TBD	$ 67	$ -	$ 67	$ -	$ -	$ -	$ -	$ 67	$ -
9030	Recreation Building Carpet Replacement	General Fund	301	301-50-520	$ 33	$ -	$ 33	$ -	$ 33	$ -	$ -	$ -	$ -
9031	Summerton Bike Path Improvements	General Fund	301	301-50-520	$ 160	$ -	$ 160	$ -	$ 160	$ -	$ -	$ -	$ -
9032	HVAC Unit Replacements - Various Locations	ARPA	119	119-10-188	$ -	$ -	$ -	$ -	$ -	$ -	$ -	$ -	$ -
9033	UV Sterilization of Existing HVAC Units	ARPA	119	119-10-188	$ -	$ -	$ -	$ -	$ -	$ -	$ -	$ -	$ -
9034	City Hall Roof Replacement (Original Building)	General Fund	301	301-50-520	$ 479	$ -	$ 479	$ 479	$ -	$ -	$ -	$ -	$ -
9035	Senior Center Electrical Breaker Box Replacement	TBD	TBD	TBD	$ 29	$ -	$ 29	$ -	$ 29	$ -	$ -	$ -	$ -
9036	Street Tree Replacement 2023	Landscape Assessment	246	TBD	$ 161	$ -	$ 161	$ 161	$ -	$ -	$ -	$ -	$ -
9037	NE Neighborhood Park/John Lazar Park	Park Development	228	TBD	$ 2,620	$ -	$ 2,620	$ 1,350	$ 1,270	$ -	$ -	$ -	$ -

ID#	CAPITAL IMPROVEMENT PROJECTS	Potential Funding Source(s)	Fund No.	General Ledger Org Set to Charge Expenses	Local Funds	Grant Funds Available	Estimated Total Costs	Five Year Program - Projected Costs FY 2024-25 thru 2028-29					Funding Needed Beyond 2028-2029
								1	2	3	4	5	
								2024-2025	2025-2026	2026-2027	2027-2028	2028-2029	
					(Thousands of Dollars)								
9038	Senior Center Window Replacements	-	-	-	$ -	$ -	$ -	COMPLETED					$ -
	SUBTOTAL - PARKS AND COMMUNITY FACILITIES				**$ 10,864**	**$ -**	**$ 10,864**	**$ 7,169**	**$ 2,293**	**$ 770**	**$ -**	**$ 632**	**$ -**
	HOUSING												
10001	Marty Yerby Center Renovations	CDBG-CV	255	TBD	$ 173	$ -	$ 173	$ 173	$ -	$ -	$ -	$ -	$ -
10002	Senior Center Renovations Project	CDBG-CV	255	TBD	$ 521	$ -	$ 521	$ 521	$ -	$ -	$ -	$ -	$ -
	SUBTOTAL - HOUSING				**$ 694**	**$ -**	**$ 694**	**$ 694**	**$ -**	**$ -**	**$ -**	**$ -**	**$ -**
	AIRPORT												
11001	Rehab/Reconstruct Apron A1	Airport	401	401-10-125	$ -	$ -	$ -	$ -	$ -	$ -	$ -	$ -	$ -
11002	Runway Widening Project	Airport	401	401-10-125	$ -	$ -	$ -	$ -	$ -	$ -	$ -	$ -	$ -
	SUBTOTAL - AIRPORT				**$ -**	**$ -**	**$ -**	**$ -**	**$ -**	**$ -**	**$ -**	**$ -**	**$ -**
	TRANSIT												
12001	Bus Stop Improvements, Phase 2	Transit (SGR)	426	TBD	$ 211	$ -	$ 211	$ 211	$ -	$ -	$ -	$ -	$ -
12002	Safe Route to Transit (SRTT) ADA Signal Improvements	-	-	-	$ -	$ -	$ -	REMOVED					$ -
12003	Corporation Yard Perimeter Security Improvements	Transit (LTF)	426	TBD	$ 250	$ -	$ 250	$ 250	$ -	$ -	$ -	$ -	$ -
12004	Transit Operations Facility	Transit (LTF) Transit (SGR)	426	TBD	$ 16,100	$ -	$ 16,100	$ 244	$ 1,146	$ 6,805	$ 6,805	$ 1,100	$ -
12005	Roger K. Fall Transit Center, Phase 4 Improvements	Transit (LTF)	426	TBD	$ 6,470	$ -	$ 6,470	$ 170	$ 1,575	$ 4,725	$ -	$ -	$ -
12006	Fixed Route ITS Enhancements	Transit (LTF)	426	TBD	$ 698	$ -	$ 698	$ 698	$ -	$ -	$ -	$ -	$ -
12007	Safe Route to Transit (SRTT) Pedestrian Accessibility Improvements	-	-	-	$ -	$ -	$ -	REMOVED					$ -
12008	Bus Stop Improvements, Phase 3	Transit (SGR)	426	TBD	$ -	$ -	$ -	$ -	$ -	$ -	$ -	$ -	$ -
12009	CNG Slow Fill Station Upgrade	Transit (LTF)	426	TBD	$ 376	$ -	$ 376	$ 28	$ 348	$ -	$ -	$ -	$ -
12010	Transit Center Canopy Repair	Transit (LTF)	426	TBD	$ 77	$ -	$ 77	$ 77	$ -	$ -	$ -	$ -	$ -
12011	Bus Maintenance Facility Floor Coating	Transit (LTF)	426	TBD	$ 34	$ -	$ 34	$ 34	$ -	$ -	$ -	$ -	$ -
12012	Pigeon Exclusion at Transit Center	Transit (LTF)	426	TBD	$ 17	$ -	$ 17	$ 17	$ -	$ -	$ -	$ -	$ -
	SUBTOTAL - TRANSIT				**$ 24,233**	**$ -**	**$ 24,233**	**$ 1,729**	**$ 3,069**	**$ 11,530**	**$ 6,805**	**$ 1,100**	**$ -**

ID#	CAPITAL IMPROVEMENT PROJECTS	Potential Funding Source(s)	Fund No.	General Ledger Org Set to Charge Expenses	Local Funds	Grant Funds Available	Estimated Total Costs	Five Year Program - Projected Costs FY 2024-25 thru 2028-29					Funding Needed Beyond 2028-2029
								1	*2*	*3*	*4*	*5*	
								2024-2025	2025-2026	2026-2027	2027-2028	2028-2029	
					(Thousands of Dollars)								
ADMIN													
13001	City Hall Expansion	CDBG-CV	TBD	TBD	$ -	$ -	$ -	$ -	$ -	$ -	$ -	$ -	$ -
				SUBTOTAL - ADMIN	**$ -**	**$ -**	**$ -**	**$ -**	**$ -**	**$ -**	**$ -**	**$ -**	**$ -**
				GRAND TOTAL	**$ 304,729**	**$ 455**	**$ 305,184**	**$ 79,958**	**$ 65,469**	**$ 75,496**	**$ 48,989**	**$ 19,042**	**$ 16,230**

PROJECT TITLE: Fire Station 32 Roof Repair

CATEGORY: Fire **CP #:** 22-037 **ID#:** 1001

PROJECT LOCATION: Fire Station 32

PROJECT DESCRIPTION:

Replace Roofing material on Station 32. This project is combined with Station 33 roof repair (CIP ID# 1004).

PROJECT LOCATION MAP/PHOTO:

PROJECT JUSTIFICATION:

Past service life and causing damage to the structure due to leaking. Repairs have been made in the past however total replacement is needed.

FISCAL IMPACT:

No General Fund will be spent on this project.

Expenditure Category (In $1,000s):	2024-25	2025-26	2026-27	2027-28	2028-29	Five Year
Preliminary Design						$ -
Environmental Clearances						$ -
Right-Of-Way Acquisition						$ -
Final Design & Bidding						$ -
Construction Eng. & Project Management						$ -
Construction						$ -
Project Cost	$ -	$ -	$ -	$ -	$ -	$ -

Funding Source (In $1,000s):	2024-25	2025-26	2026-27	2027-28	2028-29	Five Year
						$ -
						$ -
						$ -
						$ -
Funding Total	$ -	$ -	$ -	$ -	$ -	$ -

Estimated Project Schedule	2024	2025	2026	2027	2028	2029
Preliminary Design						
Environmental Clearances						
Right-of-Way Acquisition						
Final Design & Bidding						
Construction						
Project Close-Out						

COMPLETED

PROJECT TITLE: Fire Station 32 Window Replacement

CATEGORY: Fire **CP #:** **ID#:** 1002

PROJECT LOCATION: Fire Station 32

PROJECT DESCRIPTION:
Replace windows at Station 32

PROJECT LOCATION MAP/PHOTO:

PROJECT JUSTIFICATION:
These are the original windows when it was built in the 1970's. They are single pane and needing replacement due to air leaks and poor energy efficiency.

FISCAL IMPACT:
Funding source TBD

Expenditure Category (In $1,000s):	2024-25	2025-26	2026-27	2027-28	2028-29	Five Year
Preliminary Design	$ 8					$ 8
Environmental Clearances						$ -
Right-Of-Way Acquisition						$ -
Final Design & Bidding	$ 4					$ 4
Construction Eng. & Project Management	$ 5					$ 5
Construction	$ 30					$ 30
Project Cost	$ 47	$ -	$ -	$ -	$ -	$ 47

Funding Source (In $1,000s):	2024-25	2025-26	2026-27	2027-28	2028-29	Five Year
TBD	$ 47					$ 47
						$ -
						$ -
						$ -
Funding Total	$ 47	$ -	$ -	$ -	$ -	$ -

Estimated Project Schedule	2024	2025	2026	2027	2028	2029
Preliminary Design						
Environmental Clearances						
Right-of-Way Acquisition						
Final Design & Bidding	Q3					
Construction	Q4					
Project Close-Out						

PROJECT TITLE: Fire Station 33 Asphalt Repair

CATEGORY: Fire **CP #:** **ID#:** 1003

PROJECT LOCATION: Fire Station 33

PROJECT DESCRIPTION:

Replace asphalt behind Fire Station 33.

PROJECT LOCATION MAP/PHOTO:

PROJECT JUSTIFICATION:

Past service life. Due to the age of the asphalt the surface has developed numerous holes which are now beyond repair. This is the only access to the pull through engine bay.

FISCAL IMPACT:

Funding source is TBD.

Expenditure Category (In $1,000s):	2024-25	2025-26	2026-27	2027-28	2028-29	Five Year
Preliminary Design	$ 7					$ 7
Environmental Clearances						$ -
Right-Of-Way Acquisition						$ -
Final Design & Bidding	$ 4					$ 4
Construction Eng. & Project Management	$ 7					$ 7
Construction	$ 35					$ 35
Project Cost	$ 53	$ -	$ -	$ -	$ -	$ 53

Funding Source (In $1,000s):	2024-25	2025-26	2026-27	2027-28	2028-29	Five Year
	$ 53					$ 53
						$ -
						$ -
						$ -
Funding Total	$ 53	$ -	$ -	$ -	$ -	$ -

Estimated Project Schedule	2024	2025	2026	2027	2028	2029
Preliminary Design	Q3					
Environmental Clearances						
Right-of-Way Acquisition						
Final Design & Bidding	Q4					
Construction		Q2				
Project Close-Out		Q2				

PROJECT TITLE: Fire Station 33 Roof Repair

CATEGORY: Fire **CP #:** 22-037 **ID#:** 1004

PROJECT LOCATION: Fire Station 33

PROJECT DESCRIPTION:

Replace roofing material on Fire Station 33 on E. Monte Vista Ave. This project is combined with Station 32 roof repair (CIP ID# 1001).

PROJECT LOCATION MAP/PHOTO:

PROJECT JUSTIFICATION:

Past service life and causing damage to the structure due to leaking. Repairs have been made in the past however total replacement is needed.

FISCAL IMPACT:

No General Fund will be spent on this project.

Expenditure Category (In $1,000s):	2024-25	2025-26	2026-27	2027-28	2028-29	Five Year
Preliminary Design						$ -
Environmental Clearances						$ -
Right-Of-Way Acquisition						$ -
Final Design & Bidding						$ -
Construction Eng. & Project Management						$ -
Construction						$ -
Project Cost	$ -	$ -	$ -	$ -	$ -	$ -

Funding Source (In $1,000s):	2024-25	2025-26	2026-27	2027-28	2028-29	Five Year
						$ -
						$ -
						$ -
						$ -
Funding Total	$ -	$ -	$ -	$ -	$ -	$ -

Estimated Project Schedule	2024	2025	2026	2027	2028	2029
Preliminary Design						
Environmental Clearances						
Right-of-Way Acquisition						
Final Design & Bidding						
Construction						
Project Close-Out						

COMPLETED

PROJECT TITLE: Fire Station 34 Bathroom Floor Repair

CATEGORY: Fire **CP #:** **ID#:** 1005

PROJECT LOCATION: Fire Station 34

PROJECT DESCRIPTION:
Repair damaged flooring in bathroom at St. 34.

PROJECT LOCATION MAP/PHOTO:



PROJECT JUSTIFICATION:
Bathroom flooring around the toilet is soft from water damage and is in danger of total failure.

FISCAL IMPACT:
Funding source is TBD.

Expenditure Category (In $1,000s):	2024-25	2025-26	2026-27	2027-28	2028-29	Five Year
Preliminary Design	$ 5					$ 5
Environmental Clearances						$ -
Right-Of-Way Acquisition						$ -
Final Design & Bidding	$ 4					$ 4
Construction Eng. & Project Management	$ 4					$ 4
Construction	$ 20					$ 20
Project Cost	$ 33	$ -	$ -	$ -	$ -	$ 33

Funding Source (In $1,000s):	2024-25	2025-26	2026-27	2027-28	2028-29	Five Year
TBD	$ 33					$ 33
						$ -
						$ -
						$ -
Funding Total	$ 33	$ -	$ -	$ -	$ -	$ -

Estimated Project Schedule	2024	2025	2026	2027	2028	2029
Preliminary Design						
Environmental Clearances						
Right-of-Way Acquisition						
Final Design & Bidding	Q3					
Construction	Q4					
Project Close-Out	Q4					

PROJECT TITLE: Fire Station No. 31 and No. 34 Data Improvements

CATEGORY: Fire **CP #:** 21-042A,B **ID#:** 1006

PROJECT LOCATION: Fire Station 31 and 34

PROJECT DESCRIPTION:

Improvements to broadband connectivity through use of point to point microwave antennas at FS 31 and 34 to the PSF tower. Includes mounting antenna to existing tower at Station 31 and a new tower at Station No. 34 (+/- 60 feet). *Project removed as of March '23 while other connectivity options are researched.*

PROJECT JUSTIFICATION:

Broadband connectivity is poor

PROJECT LOCATION MAP/PHOTO:

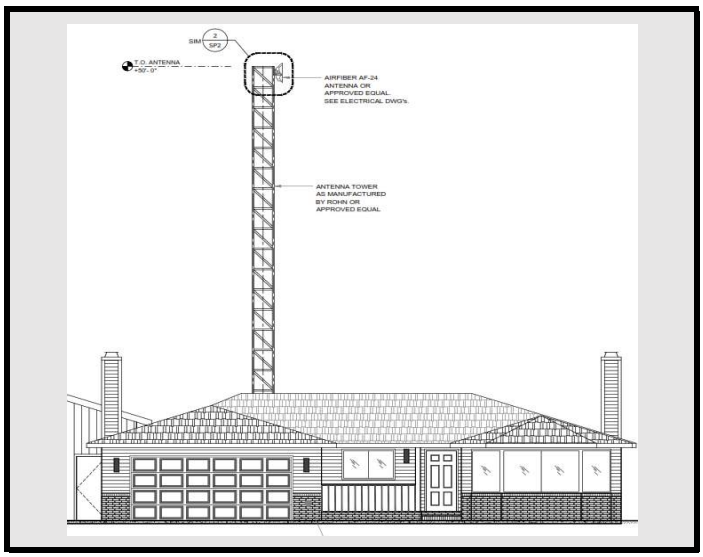

FISCAL IMPACT:

No General Fund will be spent on this project.

Expenditure Category (In $1,000s):	2024-25	2025-26	2026-27	2027-28	2028-29	Five Year
Preliminary Design						$ -
Environmental Clearances						$ -
Right-Of-Way Acquisition						$ -
Final Design & Bidding						$ -
Construction Eng. & Project Management						$ -
Construction						$ -
Project Cost	$ -	$ -	$ -	$ -	$ -	$ -

Funding Source (In $1,000s):	2024-25	2025-26	2026-27	2027-28	2028-29	Five Year
						$ -
						$ -
						$ -
						$ -
Funding Total	$ -	$ -	$ -	$ -	$ -	$ -

Estimated Project Schedule	2024	2025	2026	2027	2028	2029
Preliminary Design						
Environmental Clearances						
Right-of-Way Acquisition						
Final Design & Bidding						
Construction						
Project Close-Out						

REMOVED

PROJECT TITLE: Fire Station 33 Gender Equity Restroom Update

CATEGORY: Fire **CP #:** **ID#:** 1007

PROJECT LOCATION: 501 E Monte Vista

PROJECT DESCRIPTION:

Complete remodel and update to single restroom at Fire Station 33. Update would include 2 separate, private full bathrooms.

PROJECT LOCATION MAP/PHOTO:

PROJECT JUSTIFICATION:

Current restroom is a gym locker room lay out and provides no privacy for use of showers and restrooms. Project would provide multiple gender private restrooms for crew members working 24 hours shifts at the station.

FISCAL IMPACT:

Funding source is TBD.

Expenditure Category (In $1,000s):	2024-25	2025-26	2026-27	2027-28	2028-29	Five Year
Preliminary Design	$ 15					$ 15
Environmental Clearances						$ -
Right-Of-Way Acquisition						$ -
Final Design & Bidding	$ 4					$ 4
Construction Eng. & Project Management	$ 8					$ 8
Construction	$ 70					$ 70
Project Cost	$ 97	$ -	$ -	$ -	$ -	$ 97

Funding Source (In $1,000s):	2024-25	2025-26	2026-27	2027-28	2028-29	Five Year
TBD	$ 97	$ -				$ 97
						$ -
						$ -
						$ -
Funding Total	$ 97	$ -	$ -	$ -	$ -	$ -

Estimated Project Schedule	2024	2025	2026	2027	2028	2029
Preliminary Design						
Environmental Clearances						
Right-of-Way Acquisition						
Final Design & Bidding						
Construction						
Project Close-Out						

PROJECT TITLE: Fire Station 33 Gender Privacy Dorm Room Update

CATEGORY: Fire **CP #:** **ID#:** 1008

PROJECT LOCATION: 501 E Monte Vista

PROJECT DESCRIPTION:

Update of open dorm room arrangement to individualized private dorms to provide accomodations for personnel & gender privacy.

PROJECT LOCATION MAP/PHOTO:

PROJECT JUSTIFICATION:

Current uni-sex arrangement does not provide privacy for gender private areas for sleeping and clothes changing.

FISCAL IMPACT:

Funding source is TBD.

Expenditure Category (In $1,000s):	2024-25	2025-26	2026-27	2027-28	2028-29	Five Year
Preliminary Design	*$ 15*					$ 15
Environmental Clearances						$ -
Right-Of-Way Acquisition						$ -
Final Design & Bidding	*$ 4*					$ 4
Construction Eng. & Project Management	*$ 7*					$ 7
Construction	*$ 80*					$ 80
Project Cost	$ 106	$ -	$ -	$ -	$ -	$ 106

Funding Source (In $1,000s):	2024-25	2025-26	2026-27	2027-28	2028-29	Five Year
TBD						$ -
						$ -
						$ -
						$ -
Funding Total	$ -	$ -	$ -	$ -	$ -	$ -

Estimated Project Schedule	2024	2025	2026	2027	2028	2029
Preliminary Design						
Environmental Clearances						
Right-of-Way Acquisition						
Final Design & Bidding						
Construction						
Project Close-Out						

PROJECT TITLE: Fire Station 33 Fitness Enclosure

CATEGORY: Fire **CP #:** **ID#:** 1009

PROJECT LOCATION: 501 E Monte Vista

PROJECT DESCRIPTION:

Environmental controlled enclosure of a portion of the existing apparatus bay to be used for physical fitness training and storage of appliances.

PROJECT LOCATION MAP/PHOTO:

PROJECT JUSTIFICATION:

Current situation does not provide for a climate controlled area for physical fitness. The current area is adjacent to the bay where the fire engine is parking and off-gassing after returning to quarters, exposing firefighters to carcinogens while exercising. Additonally, this gets the ice maker in a clean air environment.

FISCAL IMPACT:

Funding source is TBD.

Expenditure Category (In $1,000s):	2024-25	2025-26	2026-27	2027-28	2028-29	Five Year
Preliminary Design		*$ 20*				$ 20
Environmental Clearances						$ -
Right-Of-Way Acquisition						$ -
Final Design & Bidding		*$ 4*				$ 4
Construction Eng. & Project Management		*$ 9*				$ 9
Construction		*$ 80*				$ 80
Project Cost	$ -	$ 113	$ -	$ -	$ -	$ 113

Funding Source (In $1,000s):	2024-25	2025-26	2026-27	2027-28	2028-29	Five Year
TBD			$ -			$ -
						$ -
						$ -
						$ -
Funding Total	$ -	$ -	$ -	$ -	$ -	$ -

Estimated Project Schedule	2024	2025	2026	2027	2028	2029
Preliminary Design						
Environmental Clearances						
Right-of-Way Acquisition						
Final Design & Bidding						
Construction						
Project Close-Out						

PROJECT TITLE: Fire Station 32 Gender Equity Restroom Update

CATEGORY: Fire **CP #:** **ID#:** 1010

PROJECT LOCATION: 791 S Walnut

PROJECT DESCRIPTION:

Complete remodel and update to single restroom at Fire Station 32. Update would include 2 separate, private full bathrooms

PROJECT LOCATION MAP/PHOTO:

PROJECT JUSTIFICATION:

Current restroom is a gym locker room lay out and provides no privacy for use of showers and restrooms. Project would provide multiple gender private restrooms for crew members working 24 hours shifts at the station.

FISCAL IMPACT:

Funding source is TBD.

Expenditure Category (In $1,000s):	2024-25	2025-26	2026-27	2027-28	2028-29	Five Year
Preliminary Design	$ 16					$ 16
Environmental Clearances						$ -
Right-Of-Way Acquisition						$ -
Final Design & Bidding	$ 4					$ 4
Construction Eng. & Project Management	$ 8					$ 8
Construction	$ 70					$ 70
Project Cost	$ 98	$ -	$ -	$ -	$ -	$ 98

Funding Source (In $1,000s):	2024-25	2025-26	2026-27	2027-28	2028-29	Five Year
TBD	$ 98	$ -				$ 98
						$ -
						$ -
						$ -
Funding Total	$ 98	$ -	$ -	$ -	$ -	$ -

Estimated Project Schedule	2024	2025	2026	2027	2028	2029
Preliminary Design						
Environmental Clearances						
Right-of-Way Acquisition						
Final Design & Bidding						
Construction						
Project Close-Out						

PROJECT TITLE: Fire Station 32 Parking Lot Repair

CATEGORY: Fire **CP #:** **ID#:** 1011

PROJECT LOCATION: 791 S Walnut

PROJECT DESCRIPTION:

Repair/replacement of failing asphalt concrete in the front and rear parking areas.

Could potentially be combined with CIP ID# 4036.

PROJECT LOCATION MAP/PHOTO:

PROJECT JUSTIFICATION:

Past service life. The surface has developed deep cracks. This area is the only access to the pull through engine bay.

FISCAL IMPACT:

Funding source is TBD.

Expenditure Category (In $1,000s):	2024-25	2025-26	2026-27	2027-28	2028-29	Five Year
Preliminary Design	$ 9					$ 9
Environmental Clearances						$ -
Right-Of-Way Acquisition						$ -
Final Design & Bidding	$ 4					$ 4
Construction Eng. & Project Management	$ 8					$ 8
Construction	$ 60					$ 60
Project Cost	$ 81	$ -	$ -	$ -	$ -	$ 81

Funding Source (In $1,000s):	2024-25	2025-26	2026-27	2027-28	2028-29	Five Year
TBD	$ 81					$ 81
						$ -
						$ -
						$ -
Funding Total	$ 81	$ -	$ -	$ -	$ -	$ -

Estimated Project Schedule	2024	2025	2026	2027	2028	2029
Preliminary Design						
Environmental Clearances						
Right-of-Way Acquisition						
Final Design & Bidding						
Construction						
Project Close-Out						

PROJECT TITLE: Drill Grounds Asphalt Repair and Maintenance Seal

CATEGORY: Fire **CP #:** **ID#:** 1012

PROJECT LOCATION: Fire Training Grounds - 701 S. Walnut

PROJECT DESCRIPTION:

Replace and repair of pot holes and damaged asphalt. Slurry seal of the area after repairs are completed.

Could potentially be combined with CIP ID# 4036.

PROJECT LOCATION MAP/PHOTO:

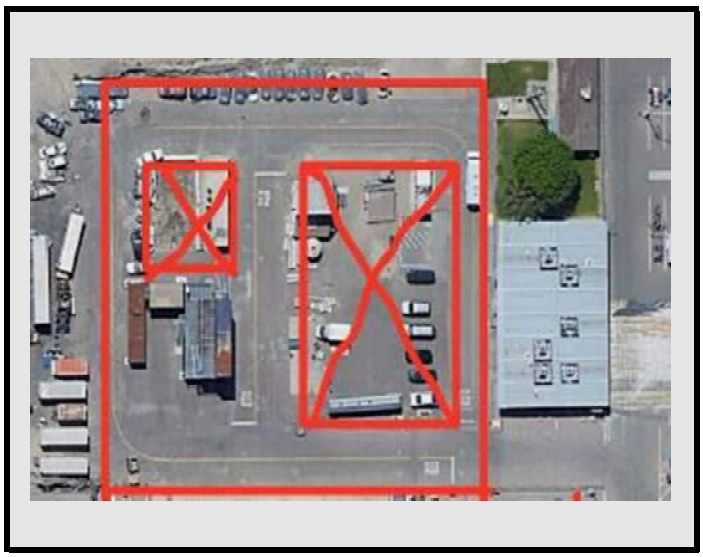

PROJECT JUSTIFICATION:

Current seal coating is past service life and is failing. Maintenance to preserve current asphalt infastructure.

FISCAL IMPACT:

Funding source is TBD.

Expenditure Category (In $1,000s):	2024-25	2025-26	2026-27	2027-28	2028-29	Five Year
Preliminary Design	$ 9					$ 9
Environmental Clearances						$ -
Right-Of-Way Acquisition						$ -
Final Design & Bidding	$ 4					$ 4
Construction Eng. & Project Management	$ 9					$ 9
Construction	$ 42					$ 42
Project Cost	$ 64	$ -	$ -	$ -	$ -	$ 64

Funding Source (In $1,000s):	2024-25	2025-26	2026-27	2027-28	2028-29	Five Year
TBD	$ 64					$ 64
						$ -
						$ -
						$ -
Funding Total	$ 64	$ -	$ -	$ -	$ -	$ -

Estimated Project Schedule	2024	2025	2026	2027	2028	2029
Preliminary Design						
Environmental Clearances						
Right-of-Way Acquisition						
Final Design & Bidding						
Construction						
Project Close-Out						

PROJECT TITLE: Remodel of Fire Station 34

CATEGORY: Fire **CP #:** **ID#:** 1013

PROJECT LOCATION: 2820 N Walnut Rd

PROJECT DESCRIPTION:

Remodel and modernization of office space, common areas, kitchen, 2-full bathooms and dorms.

PROJECT LOCATION MAP/PHOTO:

PROJECT JUSTIFICATION:

No updates in the past 30 years to the interior of the active fire station. Current restrooms are run down with dry rot, office space, dorms and kitchen area is not sufficient for current staffing levels.

FISCAL IMPACT:

Funding source is TBD.

Expenditure Category (In $1,000s):	2024-25	2025-26	2026-27	2027-28	2028-29	Five Year
Preliminary Design	$ 15					$ 15
Environmental Clearances						$ -
Right-Of-Way Acquisition						$ -
Final Design & Bidding		$ 4				$ 4
Construction Eng. & Project Management		$ 15				$ 15
Construction		$ 175				$ 175
Project Cost	$ 15	$ 194	$ -	$ -	$ -	$ 209

Funding Source (In $1,000s):	2024-25	2025-26	2026-27	2027-28	2028-29	Five Year
TBD	$ 15	$ 194				$ 209
						$ -
						$ -
						$ -
Funding Total	$ 15	$ 194	$ -	$ -	$ -	$ -

Estimated Project Schedule	2024	2025	2026	2027	2028	2029
Preliminary Design						
Environmental Clearances						
Right-of-Way Acquisition						
Final Design & Bidding						
Construction						
Project Close-Out						

PROJECT TITLE: Fire Station 34 Fence Replacement

CATEGORY: Fire **CP #:** **ID#:** 1014

PROJECT LOCATION: 2820 N. Walnut

PROJECT DESCRIPTION:
Replacement of approximately 400 FT of lot perimeter fencing.

PROJECT LOCATION MAP/PHOTO:

PROJECT JUSTIFICATION:
Current fencing has out lived its sevice life and is failing.

FISCAL IMPACT:
Funding source is TBD.

Expenditure Category (In $1,000s):	2024-25	2025-26	2026-27	2027-28	2028-29	Five Year
Preliminary Design	$ 5					$ 5
Environmental Clearances						$ -
Right-Of-Way Acquisition						$ -
Final Design & Bidding	$ 4					$ 4
Construction Eng. & Project Management	$ 5					$ 5
Construction	$ 30					$ 30
Project Cost	$ 44	$ -	$ -	$ -	$ -	$ 44

Funding Source (In $1,000s):	2024-25	2025-26	2026-27	2027-28	2028-29	Five Year
TBD	$ 44					$ 44
						$ -
						$ -
						$ -
Funding Total	$ 44	$ -	$ -	$ -	$ -	$ -

Estimated Project Schedule	2024	2025	2026	2027	2028	2029
Preliminary Design						
Environmental Clearances						
Right-of-Way Acquisition						
Final Design & Bidding						
Construction						
Project Close-Out						

PROJECT TITLE: Fire Station 34 Parking Area

CATEGORY: Fire **CP #:** **ID#:** 1015

PROJECT LOCATION: 2820 N Walnut Rd

PROJECT DESCRIPTION:

Grading and surfacing to establish a parking area on the existing parcel for fire personnel.

PROJECT LOCATION MAP/PHOTO:

PROJECT JUSTIFICATION:

Currrent parking for staffing is inadequate. No previous planning was completed to transition from a temporary facility to a permanent fire station.

FISCAL IMPACT:

Funding source is TBD.

Expenditure Category (In $1,000s):	2024-25	2025-26	2026-27	2027-28	2028-29	Five Year
Preliminary Design	$ 15					$ 15
Environmental Clearances						$ -
Right-Of-Way Acquisition						$ -
Final Design & Bidding		*$ 4*				$ 4
Construction Eng. & Project Management		*$ 8*				$ 8
Construction		*$ 22*				$ 22
Project Cost	$ 15	$ 34	$ -	$ -	$ -	$ 49

Funding Source (In $1,000s):	2024-25	2025-26	2026-27	2027-28	2028-29	Five Year
TBD	$ 15	$ 34				$ 49
						$ -
						$ -
						$ -
Funding Total	$ 15	$ 34	$ -	$ -	$ -	$ -

Estimated Project Schedule	2024	2025	2026	2027	2028	2029
Preliminary Design						
Environmental Clearances						
Right-of-Way Acquisition						
Final Design & Bidding						
Construction						
Project Close-Out						

PROJECT TITLE: Fire Station 34 Security Gate Installation

CATEGORY: Fire **CP #:** **ID#:** 1016

PROJECT LOCATION: 2820 N Walnut Rd

PROJECT DESCRIPTION:
Install an automatic security gate securing the driveway access to the rear of the fire station.

PROJECT LOCATION MAP/PHOTO:

PROJECT JUSTIFICATION:
Increased security of city property, fire apparatus and high dollar assests on the fire engine and stored in the station. Increase security of acitve work areas of the fire station used for maintenance and training activities.

FISCAL IMPACT:
Funding source is TBD.

Expenditure Category (In $1,000s):	2024-25	2025-26	2026-27	2027-28	2028-29	Five Year
Preliminary Design	$ 12					$ 12
Environmental Clearances						$ -
Right-Of-Way Acquisition						$ -
Final Design & Bidding	$ 4					$ 4
Construction Eng. & Project Management	$ 6					$ 6
Construction	$ 27					$ 27
Project Cost	$ 49	$ -	$ -	$ -	$ -	$ 49

Funding Source (In $1,000s):	2024-25	2025-26	2026-27	2027-28	2028-29	Five Year
TBD	$ 49					$ 49
						$ -
						$ -
						$ -
Funding Total	$ 49	$ -	$ -	$ -	$ -	$ -

Estimated Project Schedule	2024	2025	2026	2027	2028	2029
Preliminary Design	Q3					
Environmental Clearances						
Right-of-Way Acquisition						
Final Design & Bidding						
Construction						
Project Close-Out						

PROJECT TITLE: Fire Station 31 SCBA Compressor Room Modifications

CATEGORY: Fire **CP #:** 24-010 **ID#:** 1017

PROJECT LOCATION: 540 E Marshall St, Turlock, CA 95380

PROJECT DESCRIPTION:

Building modifications to facilitate installation of a new compressor unit (procured separately by FD) including improvements to electrical supply, ventilation and/or active cooling, the fire station facility potentially to include removal of interior walls, installation of a new exterior door, and other items necessary for issuance of a building permit.

PROJECT JUSTIFICATION:

The existing compressor unit utilized by Fire Department personnel to fill SCBA units has exceeded its life cycle and needs to be replaced. A replacement unit has been ordered, but a number of items need to be addressed prior to installation for building permit issuance and proper operation of the new unit.

FISCAL IMPACT:

Funding source is TBD.

PROJECT LOCATION MAP/PHOTO:

Expenditure Category (In $1,000s):	2024-25	2025-26	2026-27	2027-28	2028-29	Five Year
Preliminary Design	$ 21					$ 21
Environmental Clearances						$ -
Right-Of-Way Acquisition						$ -
Final Design & Bidding	$ 4					$ 4
Construction Eng. & Project Management	$ 10					$ 10
Construction	$ 30					$ 30
Project Cost	$ 65	$ -	$ -	$ -	$ -	$ 65

Funding Source (In $1,000s):	2024-25	2025-26	2026-27	2027-28	2028-29	Five Year
Fund 240 - Small Equipment Replacement	$ 65					$ 65
						$ -
						$ -
						$ -
Funding Total	$ 65	$ -	$ -	$ -	$ -	$ -

Estimated Project Schedule	2024	2025	2026	2027	2028	2029
Preliminary Design	Q2-Q3					
Environmental Clearances						
Right-of-Way Acquisition						
Final Design & Bidding	Q3					
Construction	Q3-Q4					
Project Close-Out	Q4					

PROJECT TITLE: Fire Station 31 Fitness/Dorm Room Update

CATEGORY: Fire **CP #:** **ID#:** 1018

PROJECT LOCATION: Fire Station 31, 540 Marshal

PROJECT DESCRIPTION:

Convert the current fitness room into dorms and restrooms for this wing of the existing fire station floor plan. Some design had occurred during preliminary design of the original structure.

PROJECT JUSTIFICATION:

Anticapated incease in daily staffing and personnel housed at this fire station.

PROJECT LOCATION MAP/PHOTO:

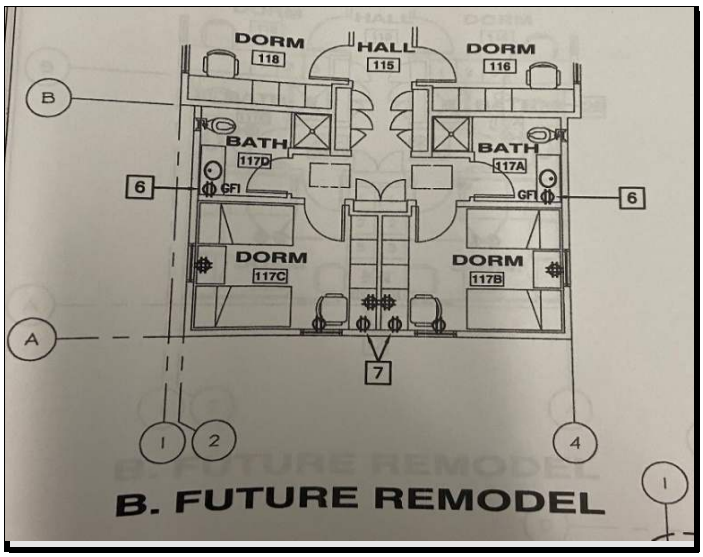

FISCAL IMPACT:

Funding source is TBD.

Expenditure Category (In $1,000s):	2024-25	2025-26	2026-27	2027-28	2028-29	Five Year
Preliminary Design	$ 14					$ 14
Environmental Clearances						$ -
Right-Of-Way Acquisition						$ -
Final Design & Bidding		$ 4				$ 4
Construction Eng. & Project Management		$ 10				$ 10
Construction		$ 100				$ 100
Project Cost	$ 14	$ 114	$ -	$ -	$ -	$ 128

Funding Source (In $1,000s):	2024-25	2025-26	2026-27	2027-28	2028-29	Five Year
						$ -
						$ -
						$ -
						$ -
Funding Total	$ -	$ -	$ -	$ -	$ -	$ -

Estimated Project Schedule	2024	2025	2026	2027	2028	2029
Preliminary Design	Q3-Q4					
Environmental Clearances						
Right-of-Way Acquisition						
Final Design & Bidding		Q1-Q4				
Construction		Q1-Q4				
Project Close-Out		Q1-Q4				

PROJECT TITLE: Fire Station 33 Exterior Paint and Hose Tower Re-hab

CATEGORY: Fire **CP #:** **ID#:** 1019

PROJECT LOCATION: Fire Sation 33

PROJECT DESCRIPTION:

Painting of fire station exerior wood components (fascia, rafter tails, eaves, etc. Dry rot repair of exterior rafters. Removal and replacement of façade on hose tower.

PROJECT JUSTIFICATION:

Existing paint is exceed it's service life and no longer providing protection for wood structural members.

PROJECT LOCATION MAP/PHOTO:

FISCAL IMPACT:

Expenditure Category (In $1,000s):	2024-25	2025-26	2026-27	2027-28	2028-29	Five Year
Preliminary Design	$ 12					$ 12
Environmental Clearances						$ -
Right-Of-Way Acquisition						$ -
Final Design & Bidding	$ 4					$ 4
Construction Eng. & Project Management	$ 7					$ 7
Construction	$ 15					$ 15
Project Cost	$ 38	$ -	$ -	$ -	$ -	$ 38

Funding Source (In $1,000s):	2024-25	2025-26	2026-27	2027-28	2028-29	Five Year
Fund 110 - General Fund						$ -
						$ -
						$ -
						$ -
Funding Total	$ -	$ -	$ -	$ -	$ -	$ -

Estimated Project Schedule	2024	2025	2026	2027	2028	2029
Preliminary Design	Q3					
Environmental Clearances						
Right-of-Way Acquisition						
Final Design & Bidding	Q3					
Construction	Q4					
Project Close-Out		Q1				

PROJECT TITLE: Police Training/Evidence Storage Facility and Shooting Range

CATEGORY: Police **CP #:** **ID#:** 2001

PROJECT LOCATION: Corporation Yard - 701 S. Walnut Rd

PROJECT DESCRIPTION:

Provide PD with a new storage facility for evidence and a new shooting range.

PROJECT LOCATION MAP/PHOTO:



PROJECT JUSTIFICATION:

FISCAL IMPACT:

Project is estimated to cost $10,000,000 and is to be constructed beyond FY 2028-29.

Expenditure Category (In $1,000s):	2024-25	2025-26	2026-27	2027-28	2028-29	Five Year
Preliminary Design						$ -
Environmental Clearances						$ -
Right-Of-Way Acquisition						$ -
Final Design & Bidding						$ -
Construction Eng. & Project Management						$ -
Construction						$ -
Project Cost	$ -	$ -	$ -	$ -	$ -	$ -

Funding Source (In $1,000s):	2024-25	2025-26	2026-27	2027-28	2028-29	Five Year
Fund 110 - General					$ -	$ -
						$ -
						$ -
						$ -
Funding Total	$ -	$ -	$ -	$ -	$ -	$ -

Estimated Project Schedule	2024	2025	2026	2027	2028	2029
Preliminary Design						
Environmental Clearances						
Right-of-Way Acquisition						
Final Design & Bidding						
Construction						
Project Close-Out						

PROJECT TITLE: Animal Services Facility Build Out/Replacement

CATEGORY: Police **CP #:** **ID#:** 2002

PROJECT LOCATION: Animal Services Facility

PROJECT DESCRIPTION:

Replace the Animal Services Facility

PROJECT LOCATION MAP/PHOTO:

PROJECT JUSTIFICATION:

FISCAL IMPACT:

Project is estimated to cost $5,000,000 and is to be constructed beyond FY 2028-29.

Expenditure Category (In $1,000s):	2024-25	2025-26	2026-27	2027-28	2028-29	Five Year
Preliminary Design						$ -
Environmental Clearances						$ -
Right-Of-Way Acquisition						$ -
Final Design & Bidding						$ -
Construction Eng. & Project Management						$ -
Construction						$ -
Project Cost	$ -	$ -	$ -	$ -	$ -	$ -

Funding Source (In $1,000s):	2024-25	2025-26	2026-27	2027-28	2028-29	Five Year
Fund 110 - General Fund					$ -	$ -
						$ -
						$ -
						$ -
Funding Total	$ -	$ -	$ -	$ -	$ -	$ -

Estimated Project Schedule	2024	2025	2026	2027	2028	2029
Preliminary Design						
Environmental Clearances						
Right-of-Way Acquisition						
Final Design & Bidding						
Construction						
Project Close-Out						

PROJECT TITLE: Public Safety Facility Parking Lot Improvements

CATEGORY: Police **CP #:** **ID#:** 2003

PROJECT LOCATION: 244 N. Broadway

PROJECT DESCRIPTION:

Fencing, barrier and gate improvements. Re-paving and striping to be redone. Possible roof mount solar installation on shade structure.

PROJECT LOCATION MAP/PHOTO:

PROJECT JUSTIFICATION:

Barrier is needed for increased security. Repaving and striping is needed to provide adequate sized spaces to fit vehicles. Solar will decrease electrical costs and doing roof mount solar will provide a shade structure over parking lot.

FISCAL IMPACT:

Project is estimated to cost $1,000,000 and is to be constructed beyond FY 2028-29.

Expenditure Category (In $1,000s):	2024-25	2025-26	2026-27	2027-28	2028-29	Five Year
Preliminary Design						$ -
Environmental Clearances						$ -
Right-Of-Way Acquisition						$ -
Final Design & Bidding						$ -
Construction Eng. & Project Management						$ -
Construction						$ -
Project Cost	$ -	$ -	$ -	$ -	$ -	$ -

Funding Source (In $1,000s):	2024-25	2025-26	2026-27	2027-28	2028-29	Five Year
Fund 110 - General Fund					$ -	$ -
						$ -
						$ -
						$ -
Funding Total	$ -	$ -	$ -	$ -	$ -	$ -

Estimated Project Schedule	2024	2025	2026	2027	2028	2029
Preliminary Design						
Environmental Clearances						
Right-of-Way Acquisition						
Final Design & Bidding						
Construction						
Project Close-Out						

PROJECT TITLE: City Hall Generator

CATEGORY: Information Technology **CP #:** **ID#:** 3001

PROJECT LOCATION: City Hall

PROJECT DESCRIPTION:
Installation of a generator to provide emergency backup electrical power to City Hall.

PROJECT LOCATION MAP/PHOTO:



PROJECT JUSTIFICATION:
This project was considered in earlier fiscal years, but is now inactive based on a cost benefit analysis performed by Engineering staff and presented to Council in 2022.

FISCAL IMPACT:

Expenditure Category (In $1,000s):	2024-25	2025-26	2026-27	2027-28	2028-29	Five Year
Preliminary Design						$ -
Environmental Clearances						$ -
Right-Of-Way Acquisition						$ -
Final Design & Bidding						$ -
Construction Eng. & Project Management						$ -
Construction						$ -
Project Cost	$ -	$ -	$ -	$ -	$ -	$ -

Funding Source (In $1,000s):	2024-25	2025-26	2026-27	2027-28	2028-29	Five Year
						$ -
						$ -
						$ -
						$ -
Funding Total	$ -	$ -	$ -	$ -	$ -	$ -

Estimated Project Schedule	2024	2025	2026	2027	2028	2029
Preliminary Design						
Environmental Clearances						
Right-of-Way Acquisition						
Final Design & Bidding						
Construction						
Project Close-Out						

REMOVED

PROJECT TITLE: City Hall Server Room UPS

CATEGORY: Information Technology **CP #:** **ID#:** 3002

PROJECT LOCATION: City Hall

PROJECT DESCRIPTION:
Replace UPS battery in the City Hall Server Room

PROJECT LOCATION MAP/PHOTO:



PROJECT JUSTIFICATION:
In the event of a power outage, a UPS would allow servers at City Hall to remain powered on.

FISCAL IMPACT:
Funding source TBD.

Expenditure Category (In $1,000s):	2024-25	2025-26	2026-27	2027-28	2028-29	Five Year
Preliminary Design						$ -
Environmental Clearances						$ -
Right-Of-Way Acquisition						$ -
Final Design & Bidding						$ -
Construction Eng. & Project Management						$ -
Construction						$ -
Project Cost	$ -	$ -	$ -	$ -	$ -	$ -

Funding Source (In $1,000s):	2024-25	2025-26	2026-27	2027-28	2028-29	Five Year
						$ -
						$ -
						$ -
						$ -
Funding Total	$ -	$ -	$ -	$ -	$ -	$ -

Estimated Project Schedule	2024	2025	2026	2027	2028	2029
Preliminary Design						
Environmental Clearances						
Right-of-Way Acquisition						
Final Design & Bidding						
Construction						
Project Close-Out						

PROJECT TITLE: City Hall Server Room HVAC Replacement

CATEGORY: Information Technology **CP #:** **ID#:** 3003

PROJECT LOCATION: City Hall

PROJECT DESCRIPTION:
HVAC Replacement in the Server Room

PROJECT LOCATION MAP/PHOTO:



PROJECT JUSTIFICATION:
In 2019, the AC caused a water leakage in the Server Room, which was fixed with a temporary solution. The water leakage resulted in ruined equipment and network interruption. Replacing the HVAC unit will prevent this event from reocurring.

FISCAL IMPACT:
Funding Source TBD.

Expenditure Category (In $1,000s):	2024-25	2025-26	2026-27	2027-28	2028-29	Five Year
Preliminary Design						$ -
Environmental Clearances						$ -
Right-Of-Way Acquisition						$ -
Final Design & Bidding						$ -
Construction Eng. & Project Management						$ -
Construction	$ 60					$ 60
Project Cost	$ 60	$ -	$ -	$ -	$ -	$ 60

Funding Source (In $1,000s):	2024-25	2025-26	2026-27	2027-28	2028-29	Five Year
TBD	$ 60					$ 60
						$ -
						$ -
						$ -
Funding Total	$ 60	$ -	$ -	$ -	$ -	$ -

Estimated Project Schedule	2024	2025	2026	2027	2028	2029
Preliminary Design						
Environmental Clearances						
Right-of-Way Acquisition						
Final Design & Bidding						
Construction						
Project Close-Out						

PROJECT TITLE: Council Chamber Audio/Video System Upgrade

CATEGORY: Information Technology **CP #:** **ID#:** 3004

PROJECT LOCATION: City Hall - Yosemite Room - City Council Chambers

PROJECT DESCRIPTION:

Update the audio and video equipment and control systems in the City Council Chambers

PROJECT JUSTIFICATION:

The current audio and video equipment in the City Council Chambers is operating on older audio and video technologies. The current video system captures and streams video at a low resolution and framerate. The microphone and control system have limited controls for input and output selection. A new system will allow for higher-quality audio and video as well as opportunities to enhance streaming and video conferencing with meetings.

PROJECT LOCATION MAP/PHOTO:



FISCAL IMPACT:

Funding Source TBD.

Expenditure Category (In $1,000s):	2024-25	2025-26	2026-27	2027-28	2028-29	Five Year
Preliminary Design						$ -
Environmental Clearances						$ -
Right-Of-Way Acquisition						$ -
Final Design & Bidding						$ -
Construction Eng. & Project Management						$ -
Construction						$ -
Project Cost	$ -	$ -	$ -	$ -	$ -	$ -

Funding Source (In $1,000s):	2024-25	2025-26	2026-27	2027-28	2028-29	Five Year
TBD						$ -
						$ -
						$ -
						$ -
Funding Total	$ -	$ -	$ -	$ -	$ -	$ -

Estimated Project Schedule	2024	2025	2026	2027	2028	2029
Preliminary Design						
Environmental Clearances						
Right-of-Way Acquisition						
Final Design & Bidding						
Construction						
Project Close-Out						

PROJECT TITLE: City Council Chamber Audio/Video System UPS

CATEGORY: Information Technology **CP #:** **ID#:** 3005

PROJECT LOCATION: City Hall

PROJECT DESCRIPTION:

Replace the UPS battery backup system in the network room that powers the Council Chamber audio/video and network systems.

PROJECT LOCATION MAP/PHOTO:

NO IMAGE AVAILABLE

PROJECT JUSTIFICATION:

The current UPS backup battery system that supports the City Council AV system and corresponding network equipment is nearing its end-of-life and needs to be considered for replacement.

FISCAL IMPACT:

No General Fund will be spent on this project.

Expenditure Category (In $1,000s):	2023-24	2024-25	2025-26	2026-27	2027-28	2028-29	Five Year
Preliminary Design							$ -
Environmental Clearances							$ -
Right-Of-Way Acquisition							$ -
Final Design & Bidding							$ -
Construction Eng. & Project Management							$ -
Construction							$ -
Project Cost	$ -	$ -	$ -	$ -	$ -	$ -	$ -

Funding Source (In $1,000s):	2023-24	2024-25	2025-26	2026-27	2027-28	2028-29	Five Year
							$ -
							$ -
							$ -
							$ -
Funding Total	$ -	$ -	$ -	$ -	$ -	$ -	$ -

Estimated Project Schedule		2024	2025	2026	2027	2028	2029
Preliminary Design							
Environmental Clearances							
Right-of-Way Acquisition							
Final Design & Bidding							
Construction							
Project Close-Out							

PROJECT TITLE: Golden State Blvd. Rehabilitation

CATEGORY: Streets **CP #:** 17-53 **ID#:** 4001

PROJECT LOCATION: Golden State Blvd

PROJECT DESCRIPTION:

Rehabilitate pavement on Golden State Blvd from 150 feet north of Main Street to 150 feet south of Del's Lane including replacement of pedestrian curb access ramps.

PROJECT LOCATION MAP/PHOTO:

PROJECT JUSTIFICATION:

Pavement is deteriorated and in need of rehabilitation. Access ramps are required to be brought up to current ADA standards when adjacent pavement is rehabilitated.

FISCAL IMPACT:

No General Fund money will be used on this project.

Expenditure Category (In $1,000s):	2024-25	2025-26	2026-27	2027-28	2028-29	Five Year
Preliminary Design						$ -
Environmental Clearances						$ -
Right-Of-Way Acquisition						$ -
Final Design & Bidding						$ -
Construction Eng. & Project Management						$ -
Construction						$ -
Project Cost	$ -	$ -	$ -	$ -	$ -	$ -

Funding Source (In $1,000s):	2024-25	2025-26	2026-27	2027-28	2028-29	Five Year
						$ -
						$ -
						$ -
						$ -
Funding Total	$ -	$ -	$ -	$ -	$ -	$ -

Estimated Project Schedule	2024	2025	2026	2027	2028	2029
Preliminary Design						
Environmental Clearances						
Right-of-Way Acquisition						
Final Design & Bidding						
Construction						
Project Close-Out						

COMPLETED

PROJECT TITLE: Hedstrom Rd Rehabilitation

CATEGORY: Streets **CP #:** 20-031 **ID#:** 4002

PROJECT LOCATION: Hedstrom Road

PROJECT DESCRIPTION:
Rehabilitate pavement on Hedstrom Rd from Geer Road to 150 feet north of Main Street to 150 feet south of Del's Lane including replacement of pedestrian curb access ramps.

PROJECT JUSTIFICATION:
Pavement is deteriorated and in need of rehabilitation. Access ramps are required to be brought up to current ADA standards when adjacent pavement is rehabilitated.

PROJECT LOCATION MAP/PHOTO:

FISCAL IMPACT:
No General Fund money will be used on this project.

Expenditure Category (In $1,000s):	2024-25	2025-26	2026-27	2027-28	2028-29	Five Year
Preliminary Design						$ -
Environmental Clearances						$ -
Right-Of-Way Acquisition						$ -
Final Design & Bidding						$ -
Construction Eng. & Project Management						$ -
Construction						$ -
Project Cost	$ -	$ -	$ -	$ -	$ -	$ -

Funding Source (In $1,000s):	2024-25	2025-26	2026-27	2027-29	2028-29	Five Year
						$ -
						$ -
						$ -
						$ -
Funding Total	$ -	$ -	$ -	$ -	$ -	$ -

Estimated Project Schedule	2024	2025	2026	2027	2028	2029
Preliminary Design						
Environmental Clearances						
Right-of-Way Acquisition						
Final Design & Bidding						
Construction						
Project Close-Out						

COMPLETED

PROJECT TITLE: SE Quadrant Road Rehabilitation

CATEGORY: Streets **CP #:** 20-001 **ID#:** 4003

PROJECT LOCATION: Various Streets in SE Quadrant

PROJECT DESCRIPTION:

Rehabilitate pavement at various locations in SE quadrant (see map). Rehab includes 3 layer, AR cape seal, and microsurfacing, including replacement of pedestrian curb access ramps.

PROJECT JUSTIFICATION:

Pavement is deteriorated and in need of rehabilitation. Access ramps are required to be brought up to current ADA standards when adjacent pavement is rehabilitated.

PROJECT LOCATION MAP/PHOTO:

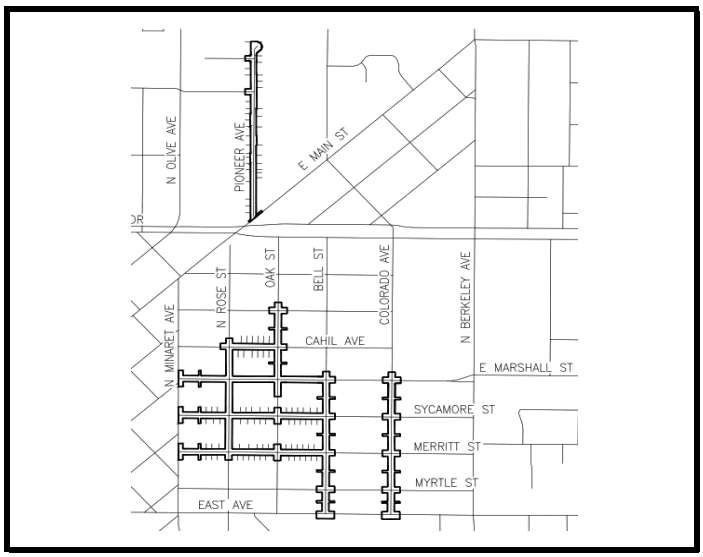

FISCAL IMPACT:

No General Fund money will be used on this project.

Expenditure Category (In $1,000s):	2024-25	2025-26	2026-27	2027-28	2028-29	Five Year
Preliminary Design						$ -
Environmental Clearances						$ -
Right-Of-Way Acquisition						$ -
Final Design & Bidding						$ -
Construction Eng. & Project Management						$ -
Construction						$ -
Project Cost	$ -	$ -	$ -	$ -	$ -	$ -

Funding Source (In $1,000s):	2024-25	2025-26	2026-27	2027-29	2028-29	Five Year
						$ -
						$ -
						$ -
						$ -
Funding Total	$ -	$ -	$ -	$ -	$ -	$ -

Estimated Project Schedule	2024	2025	2026	2027	2028	2029
Preliminary Design						
Environmental Clearances						
Right-of-Way Acquisition						
Final Design & Bidding						
Construction						
Project Close-Out						

COMPLETED

PROJECT TITLE: SW Quadrant Road Rehabilitation

CATEGORY: Streets **CP #:** 20-002 **ID#:** 4004

PROJECT LOCATION: Various streets in SW quadrant

PROJECT DESCRIPTION:

Rehabilitate pavement segments on Alaska St, West Ave. North, Florence St, Sunnyside St, and S. Orange St.. Includes replacement of pedestrian curb access ramps.

PROJECT LOCATION MAP/PHOTO:

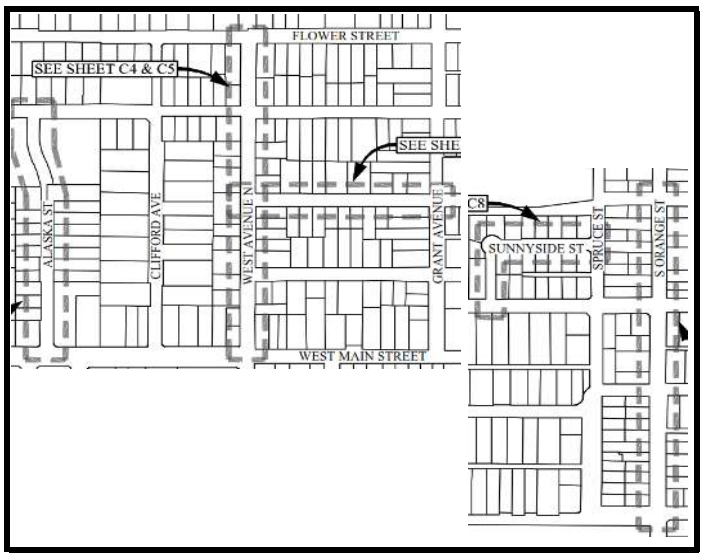

PROJECT JUSTIFICATION:

Pavement is deteriorated and in need of rehabilitation. Access ramps are required to be brought up to current ADA standards when adjacent pavement is rehabilitated.

FISCAL IMPACT:

No General Fund money will be used on this project.

Expenditure Category (In $1,000s):	2024-25	2025-26	2026-27	2027-28	2028-29	Five Year
Preliminary Design						$ -
Environmental Clearances						$ -
Right-Of-Way Acquisition						$ -
Final Design & Bidding						$ -
Construction Eng. & Project Management						$ -
Construction						$ -
Project Cost	$ -	$ -	$ -	$ -	$ -	$ -

Funding Source (In $1,000s):	2024-25	2025-26	2026-27	2027-28	2027-29	Five Year
Fund 218 - Measure L						$ -
						$ -
						$ -
						$ -
Funding Total	$ -	$ -	$ -	$ -	$ -	$ -

Estimated Project Schedule	2024	2025	2026	2027	2028	2029
Preliminary Design						
Environmental Clearances						
Right-of-Way Acquisition						
Final Design & Bidding						
Construction						
Project Close-Out						

COMPLETED

PROJECT TITLE: Intersection Improvements at Taylor Rd and Walnut Rd

CATEGORY: Streets **CP #:** 14-27 **ID#:** 4005

PROJECT LOCATION: Intersection of Taylor Rd and Walnut Rd

PROJECT DESCRIPTION:

Signalization of Taylor Rd. and Walnut Rd.

PROJECT LOCATION MAP/PHOTO:

PROJECT JUSTIFICATION:

Signalization will alleviate traffic congestion and reduce emissions from idling vehicles.

FISCAL IMPACT:

No General Fund money will be used on this project. Project is federally funded and requires additional funding to proceed with construction. Local match funding for the project was provided for design and right of way phases in prior fiscal years from Fund 306, so no funding value is shown for Fund 306 below for FY 2023-24.

Expenditure Category (In $1,000s):	2024-25	2025-26	2026-27	2027-28	2028-29	Five Year
Preliminary Design						$ -
Environmental Clearances						$ -
Right-Of-Way Acquisition	$ 50					$ 50
Final Design & Bidding	$ 55					$ 55
Construction Eng. & Project Management		$ 134				$ 134
Construction		$ 1,344				$ 1,344
Project Cost	$ 105	$ 1,478	$ -	$ -	$ -	$ 1,583

Funding Source (In $1,000s):	2024-25	2025-26	2026-27	2027-28	2027-29	Five Year
Fund 215 - Streets - Grant Funded Projects	$ 105					$ 105
Fund 218 - Measure L		$ 278				$ 278
TBD		$ 1,200				$ 1,200
Funding Total	$ 105	$ 1,478	$ -	$ -	$ -	$ 1,583

Estimated Project Schedule	2024	2025	2026	2027	2028	2029
Preliminary Design	2024					
Environmental Clearances						
Right-of-Way Acquisition	Q1-Q4	Q1-Q3				
Final Design & Bidding	Q1-Q4	Q1-Q3				
Construction		Q4	Q1			
Project Close-Out			Q2			

PROJECT TITLE: Intersection Improvements at W. Main and Tegner Road

CATEGORY: Streets **CP #:** 14-44 **ID#:** 4006

PROJECT LOCATION: Intersection of W. Main and Tegner Rd.

PROJECT DESCRIPTION:

Signalization of W. Main and Tegner Rd.. Signal poles will be placed in the ultimate build out orientation per the WISP. Road widening to the ultimate build out width will occur after this project as future private development occurs.

PROJECT JUSTIFICATION:

Signalization will improve efficiency and allow for improved truck access for left turns onto and from W. Main Street. Emissions will be reduced from idling traffic awaiting a gap to turn left.

PROJECT LOCATION MAP/PHOTO:

FISCAL IMPACT:

No General Fund money will be used on this project. Local match funding for the project was provided for design and right of way phases in prior fiscal years from Fund 305 (Capital Facilities Fees). Staff will apply for additional federal CMAQ funding for the construction phase.

Expenditure Category (In $1,000s):	2024-25	2025-26	2026-27	2027-28	2028-29	Five Year
Preliminary Design						$ -
Environmental Clearances						$ -
Right-Of-Way Acquisition						$ -
Final Design & Bidding						$ -
Construction Eng. & Project Management	$ 175					$ 175
Construction	$ 2,217					$ 2,217
Project Cost	$ 2,392	$ -	$ -	$ -	$ -	$ 2,392

Funding Source (In $1,000s):	2024-25	2025-26	2026-27	2027-28	2027-29	Five Year
Fund 215 - Streets - Grant Funded Projects	$ 1,100					$ 1,100
Fund 218 - Measure L	$ 1,292					$ 1,292
						$ -
						$ -
Funding Total	$ 2,392	$ -	$ -	$ -	$ -	$ 2,392

Estimated Project Schedule	2024	2025	2026	2027	2028	2029
Preliminary Design						
Environmental Clearances						
Right-of-Way Acquisition						
Final Design & Bidding	Q2					
Construction	Q3-Q4	Q1				
Project Close-Out		Q2				

PROJECT TITLE: Linwood Ave. Pedestrian Improvements

CATEGORY: Streets **CP #:** 16-60 **ID#:** 4007

PROJECT LOCATION: Linwood Ave. from Lander Ave. to Cunningham Elementary

PROJECT DESCRIPTION:

Road widening and sidewalk installation along north end of Linwood Ave. from Lander Ave. to Cunningham Elementary including installation of street lighting and a rectangular rapid flashing beacon to improve mid-block pedestrian crossings

PROJECT JUSTIFICATION:

Sidewalk is not present on the north end of Linwood Avenue near the school. The flashing beacon will provide greater visibility to pedestrians crossing at the mid-block.

PROJECT LOCATION MAP/PHOTO:

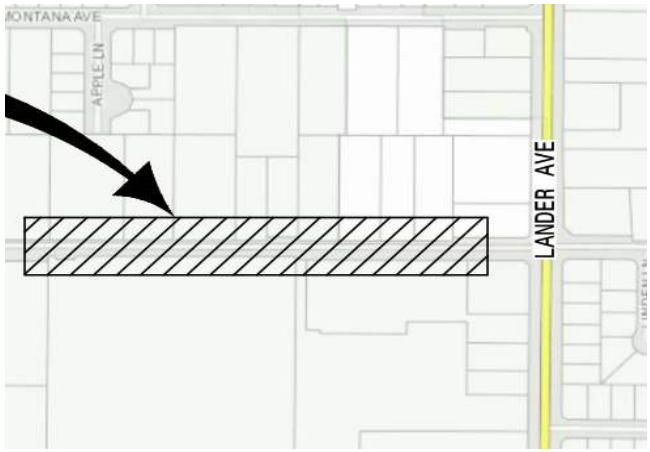

FISCAL IMPACT:

No General Fund money will be used on this project. The project is in receipt of federal grant ATP funding. The local match is provided with CFF Transportation funds.

Expenditure Category (In $1,000s):	2024-25	2025-26	2026-27	2027-28	2028-29	Five Year
Preliminary Design						$ -
Environmental Clearances						$ -
Right-Of-Way Acquisition						$ -
Final Design & Bidding						$ -
Construction Eng. & Project Management						$ -
Construction						$ -
Project Cost	$ -	$ -	$ -	$ -	$ -	$ -

Funding Source (In $1,000s):	2024-25	2025-26	2026-27	2027-28	2027-29	Five Year
						$ -
						$ -
						$ -
						$ -
Funding Total	$ -	$ -	$ -	$ -	$ -	$ -

Estimated Project Schedule	2024	2025	2026	2027	2028	2029
Preliminary Design						
Environmental Clearances						
Right-of-Way Acquisition						
Final Design & Bidding						
Construction						
Project Close-Out						

COMPLETED

PROJECT TITLE: Intersection Improvements at Monte Vista and Fosberg

CATEGORY: Streets **CP #:** 18-53 **ID#:** 4008

PROJECT LOCATION: Intersection of Monte Vista Ave. and Fosberg Rd

PROJECT DESCRIPTION:
Signalization of Monte Vista Ave. and Fosberg Rd, including concrete median.

PROJECT LOCATION MAP/PHOTO:

PROJECT JUSTIFICATION:
Signalization will improve efficiency and allow for improved left turn access onto Monte Vista Ave. from Fosberg Rd. and provide a signalized pedestrian crossing

FISCAL IMPACT:
No General Fund money will be used on this project. This project is in receipt of a Federal CMAQ grant.

Expenditure Category (In $1,000s):	2024-25	2025-26	2026-27	2027-28	2028-29	Five Year
Preliminary Design						$ -
Environmental Clearances						$ -
Right-Of-Way Acquisition						$ -
Final Design & Bidding						$ -
Construction Eng. & Project Management						$ -
Construction						$ -
Project Cost	$ -	$ -	$ -	$ -	$ -	$ -

Funding Source (In $1,000s):	2024-25	2025-26	2026-27	2027-28	2027-29	Five Year
						$ -
						$ -
						$ -
						$ -
Funding Total	$ -	$ -	$ -	$ -	$ -	$ -

Estimated Project Schedule	2024	2025	2026	2027	2028	2029
Preliminary Design						
Environmental Clearances						
Right-of-Way Acquisition						
Final Design & Bidding						
Construction						
Project Close-Out						

COMPLETED

PROJECT TITLE: Intersection Improvements at Tully and Tuoloumne

CATEGORY: Streets **CP #:** 18-54 **ID#:** 4009

PROJECT LOCATION: Intersection of Tully Rd. and Tuolumne Rd.

PROJECT DESCRIPTION:

Signalization of Tully Rd. and Tuolumne Rd.

PROJECT LOCATION MAP/PHOTO:

PROJECT JUSTIFICATION:

Signalization will improve efficiency, reduce emissions from idling vehicles, and provide a signalized pedestrian crossing

FISCAL IMPACT:

No General Fund Money will be used on this project. This project is in receipt of a federal CMAQ grant. Measure L match funds were provided in prior fiscal years.

Expenditure Category (In $1,000s):	2024-25	2025-26	2026-27	2027-28	2028-29	Five Year
Preliminary Design						$ -
Environmental Clearances						$ -
Right-Of-Way Acquisition						$ -
Final Design & Bidding						$ -
Construction Eng. & Project Management						$ -
Construction						$ -
Project Cost	$ -	$ -	$ -	$ -	$ -	$ -

Funding Source (In $1,000s):	2024-25	2025-26	2026-27	2027-28	2027-29	Five Year
						$ -
						$ -
						$ -
						$ -
Funding Total	$ -	$ -	$ -	$ -	$ -	$ -

Estimated Project Schedule	2024	2025	2026	2027	2028	2029
Preliminary Design						
Environmental Clearances						
Right-of-Way Acquisition						
Final Design & Bidding						
Construction						
Project Close-Out						

COMPLETED

PROJECT TITLE: Signal Coordination on W. Monte Vista, Golden State Blvd, and

CATEGORY: Streets **CP #:** 20-038 **ID#:** 4010

PROJECT LOCATION: W. Monte Vista, Golden State Blvd, and Geer Rd.

PROJECT DESCRIPTION:

Signal coordination involving installation of new traffic signal controllers for following corridors: 1) W. Monte Vista Ave @ Golden St. Blvd, Countryside, Fwy 99, N. Tegner. 2) Golden St. Blvd @ E. Olive Ave., E. Main St., Marshall St., East Ave.. 3) Geer Rd @ Regis St., Minnesota, Tuolumne, Pedras, North Ave., Hawkeye Ave.

PROJECT JUSTIFICATION:

Signal coordination will improve efficiency on the major street and reduce emissions from idling vehicles.

PROJECT LOCATION MAP/PHOTO:



FISCAL IMPACT:

No General Fund Money will be used on this project. This project is in receipt of a federal CMAQ grant.

Expenditure Category (In $1,000s):	2024-25	2025-26	2026-27	2027-28	2028-29	Five Year
Preliminary Design						$ -
Environmental Clearances						$ -
Right-Of-Way Acquisition						$ -
Final Design & Bidding						$ -
Construction Eng. & Project Management						$ -
Construction						$ -
Project Cost	$ -	$ -	$ -	$ -	$ -	$ -

Funding Source (In $1,000s):	2024-25	2025-26	2026-27	2027-28	2027-29	Five Year
						$ -
						$ -
						$ -
						$ -
Funding Total	$ -	$ -	$ -	$ -	$ -	$ -

Estimated Project Schedule	2024	2025	2026	2027	2028	2029
Preliminary Design						
Environmental Clearances						
Right-of-Way Acquisition						
Final Design & Bidding						
Construction						
Project Close-Out						

COMPLETED

PROJECT TITLE: Signal Coordination on E. Monte Vista Ave

CATEGORY: Streets **CP #:** 20-039 **ID#:** 4011

PROJECT LOCATION: E. Monte Vista Ave

PROJECT DESCRIPTION:
Signal coordination involving installation of new traffic signal controllers on the following corridor: 1) E. Monte Vista Ave. @ Geer Rd, Fosberg, Olive Ave., Colorado Ave., Berkeley Ave.

PROJECT JUSTIFICATION:
Signal coordination will improve efficiency on the major street and reduce emissions from idling vehicles.

PROJECT LOCATION MAP/PHOTO:



FISCAL IMPACT:
No General Fund money will be used on this project. This project is in receipt of a federal CMAQ grant.

Expenditure Category (In $1,000s):	2024-25	2025-26	2026-27	2027-28	2028-29	Five Year
Preliminary Design						$ -
Environmental Clearances						$ -
Right-Of-Way Acquisition						$ -
Final Design & Bidding						$ -
Construction Eng. & Project Management						$ -
Construction						$ -
Project Cost	$ -	$ -	$ -	$ -	$ -	$ -

Funding Source (In $1,000s):	2024-25	2025-26	2026-27	2027-28	2027-29	Five Year
						$ -
						$ -
						$ -
						$ -
Funding Total	$ -	$ -	$ -	$ -	$ -	$ -

Estimated Project Schedule	2024	2025	2026	2027	2028	2029
Preliminary Design						
Environmental Clearances						
Right-of-Way Acquisition						
Final Design & Bidding						
Construction						
Project Close-Out						

COMPLETED

PROJECT TITLE: Pedras Road Rehabilitation

CATEGORY: Streets **CP #:** 21-021 **ID#:** 4012

PROJECT LOCATION: Pedras Rd from Golden State Blvd to Geer Rd

PROJECT DESCRIPTION:

Rehabilitate asphalt concrete surfaces for the entirety of Pedras Road. Includes replacement of pedestrian curb access ramps.

PROJECT LOCATION MAP/PHOTO:

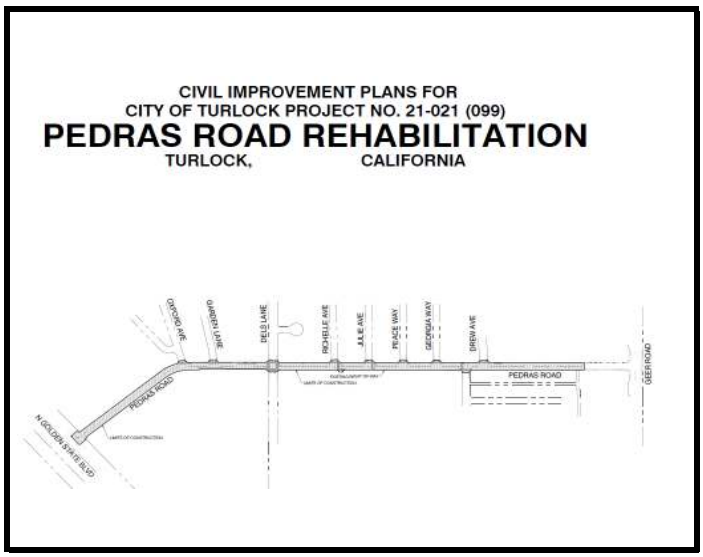

PROJECT JUSTIFICATION:

Pavement is deteriorated and in need of rehabilitation. Access ramps are required to be brought up to current ADA standards when adjacent pavement is rehabilitated.

FISCAL IMPACT:

No General Fund money will be used on this project. This project is in receipt of a federal STPL grant for construction phase.

Expenditure Category (In $1,000s):	2024-25	2025-26	2026-27	2027-28	2028-29	Five Year
Preliminary Design						$ -
Environmental Clearances						$ -
Right-Of-Way Acquisition						$ -
Final Design & Bidding						$ -
Construction Eng. & Project Management	$ 25					$ 25
Construction	$ 100					$ 100
Project Cost	$ 125	$ -	$ -	$ -	$ -	$ 125

Funding Source (In $1,000s):	2024-25	2025-26	2026-27	2027-28	2027-29	Five Year
Fund 215 - Grant Funded Projects						$ -
Fund 218 - Measure L	$ 125					$ 125
						$ -
						$ -
Funding Total	$ 125	$ -	$ -	$ -	$ -	$ 125

Estimated Project Schedule	2024	2025	2026	2027	2028	2029
Preliminary Design						
Environmental Clearances						
Right-of-Way Acquisition						
Final Design & Bidding						
Construction	Q2 - Q3					
Project Close-Out	Q4					

PROJECT TITLE: City Utility Trench Repair 2020

CATEGORY: Streets **CP #:** 20-011 **ID#:** 4013

PROJECT LOCATION: Various

PROJECT DESCRIPTION:

Repair various failed City utility trenches (18) to City standards.

PROJECT LOCATION MAP/PHOTO:

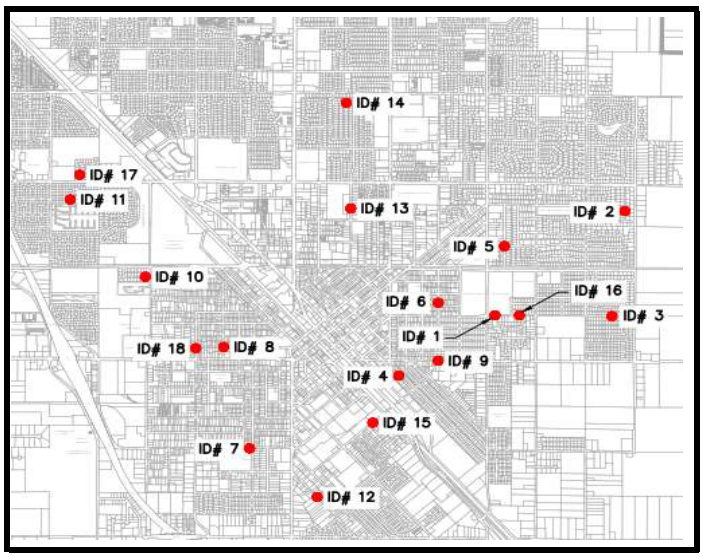

PROJECT JUSTIFICATION:

The failed trenches lead to ponding water, cracking, and can lead to greater road deterioration

FISCAL IMPACT:

No General Fund money will be used on this project. The total estimated project cost is $198k, of which the majority of funds are expended prior to FY 21-22.

Expenditure Category (In $1,000s):	2024-25	2025-26	2026-27	2027-28	2028-29	Five Year
Preliminary Design						$ -
Environmental Clearances						$ -
Right-Of-Way Acquisition						$ -
Final Design & Bidding						$ -
Construction Eng. & Project Management						$ -
Construction						$ -
Project Cost	$ -	$ -	$ -	$ -	$ -	$ -

Funding Source (In $1,000s):	2024-25	2025-26	2026-27	2027-28	2027-29	Five Year
						$ -
						$ -
						$ -
						$ -
Funding Total	$ -	$ -	$ -	$ -	$ -	$ -

Estimated Project Schedule	2024	2025	2026	2027	2028	2029
Preliminary Design						
Environmental Clearances						
Right-of-Way Acquisition						
Final Design & Bidding						
Construction						
Project Close-Out						

COMPLETED

PROJECT TITLE: Golden State / Golf / Berkeley Intersection Improvements

CATEGORY: Streets **CP #:** 14-79 **ID#:** 4014

PROJECT LOCATION: Intersection of Golden State Blvd, Golf Rd, and Berkeley Ave.

PROJECT DESCRIPTION:

Stanislaus County-led project to signalize the intersection, rehab pavement, provide drainage basins, construct bike and ped facilities. Project design is complete and in final review by Union Pacific Railroad. Turlock anticipated to contribute 50% of construction costs.

PROJECT JUSTIFICATION:

The project will improve efficiency, reduce vehicle emissions, rehab failed pavement, provide drainage, and provide facilities for bikes and peds.

PROJECT LOCATION MAP/PHOTO:

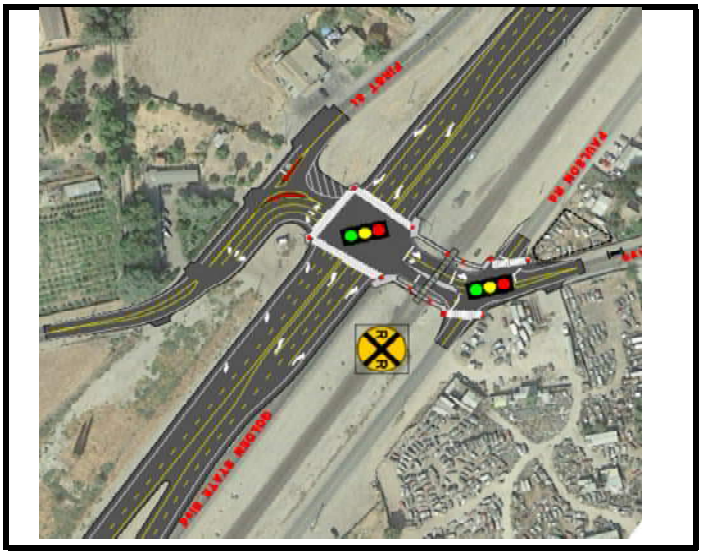

FISCAL IMPACT:

Surface Transportation Grant (STP) - F215 federal grant funds will be used to pay for City's share of construction funds per Memorandum of Understanding with County.

Expenditure Category (In $1,000s):	2024-25	2025-26	2026-27	2027-28	2028-29	Five Year
Preliminary Design						$ -
Environmental Clearances						$ -
Right-Of-Way Acquisition	$ 121					$ 121
Final Design & Bidding						$ -
Construction Eng. & Project Management	$ 15	$ 15				$ 30
Construction	$ 951	$ 898				$ 1,849
Project Cost	$ 1,087	$ 913	$ -	$ -	$ -	$ 2,000

Funding Source (In $1,000s):	2024-25	2025-26	2026-27	2027-28	2027-29	Five Year
Fund 305 - Capital Facilities Fees	$ 189	$ 15				$ 204
Fund 215 - Streets - Grant Funded Projects	$ 898	$ 898				$ 1,796
						$ -
						$ -
Funding Total	$ 1,087	$ 913	$ -	$ -	$ -	$ 2,000

Estimated Project Schedule	2024	2025	2026	2027	2028	2029
Preliminary Design						
Environmental Clearances						
Right-of-Way Acquisition						
Final Design & Bidding	Q3					
Construction	Q4	Q1-Q4				
Project Close-Out		Q4				

PROJECT TITLE: Slurry Seals 2022

CATEGORY: Streets **CP #:** 21-033 **ID#:** 4015

PROJECT LOCATION: Various street segments

PROJECT DESCRIPTION:

Application of slurry seal pavement treatment to roads in assessment districts and pavement restriping.

This project was originally intended to be constructed in 2022. These slurry areas will be combined into one project together with the 2023 slurry areas (CIP ID #4016)

PROJECT JUSTIFICATION:

Road maintenance for assessment districts is part of the assessment district formation agreement

PROJECT LOCATION MAP/PHOTO:

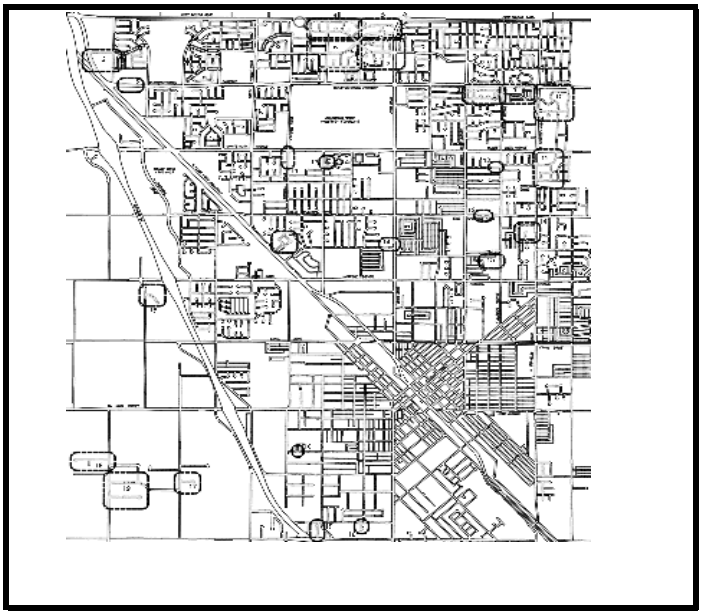

FISCAL IMPACT:

No General Fund money will be used on this project.

Expenditure Category (In $1,000s):	2024-25	2025-26	2026-27	2027-28	2028-29	Five Year
Preliminary Design						$ -
Environmental Clearances						$ -
Right-Of-Way Acquisition						$ -
Final Design & Bidding						$ -
Construction Eng. & Project Management						$ -
Construction						$ -
Project Cost	$ -	$ -	$ -	$ -	$ -	$ -

Funding Source (In $1,000s):	2024-25	2025-26	2026-27	2027-28	2027-29	Five Year
Fund 246 - Landscape Assessment	$ -					$ -
						$ -
						$ -
						$ -
Funding Total	$ -	$ -	$ -	$ -	$ -	$ -

Estimated Project Schedule	2024	2025	2026	2027	2028	2029
Preliminary Design						
Environmental Clearances						
Right-of-Way Acquisition						
Final Design & Bidding						
Construction						
Project Close-Out						

COMPLETED

PROJECT TITLE: Slurry Seals 2023

CATEGORY: Streets **CP #:** **ID#:** 4016

PROJECT LOCATION: Various street segments

PROJECT DESCRIPTION:

Application of slurry seal pavement treatment to roads in assessment districts and pavement restriping.

Will be combined into one project together with the 2022 slurry areas (CIP ID #4015)

PROJECT JUSTIFICATION:

Road maintenance for assessment districts is part of the assessment district formation agreement

PROJECT LOCATION MAP/PHOTO:

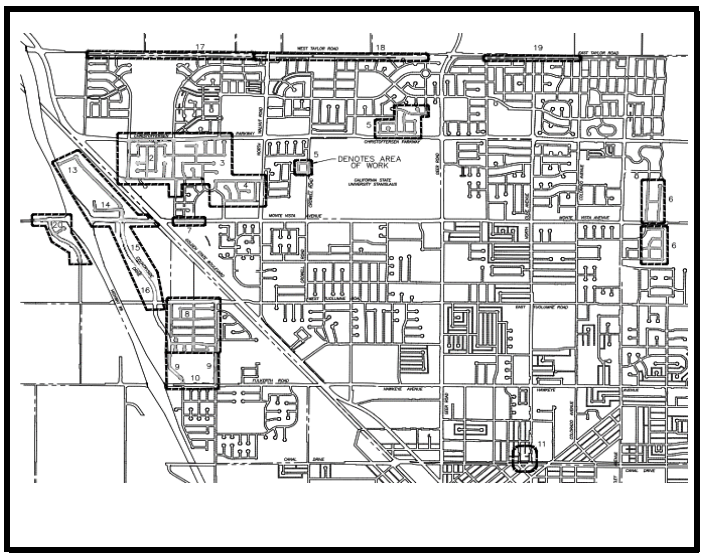

FISCAL IMPACT:

No General Fund money will be used on this project.

Expenditure Category (In $1,000s):	2024-25	2025-26	2026-27	2027-28	2028-29	Five Year
Preliminary Design						$ -
Environmental Clearances						$ -
Right-Of-Way Acquisition						$ -
Final Design & Bidding						$ -
Construction Eng. & Project Management						$ -
Construction						$ -
Project Cost	$ -	$ -	$ -	$ -	$ -	$ -

Funding Source (In $1,000s):	2024-25	2025-26	2026-27	2027-28	2027-29	Five Year
Fund 246 - Landscape Assessment	$ -					$ -
						$ -
						$ -
						$ -
Funding Total	$ -	$ -	$ -	$ -	$ -	$ -

Estimated Project Schedule	2024	2025	2026	2027	2028	2029
Preliminary Design						
Environmental Clearances						
Right-of-Way Acquisition						
Final Design & Bidding						
Construction						
Project Close-Out						

COMPLETED

PROJECT TITLE: Slurry Seals FY 2023-24

CATEGORY: Streets **CP #:** 23-066 **ID#:** 4017

PROJECT LOCATION: Various street segments

PROJECT DESCRIPTION:

Application of slurry seal pavement treatment to roads in assessment districts and pavement restriping.

PROJECT LOCATION MAP/PHOTO:

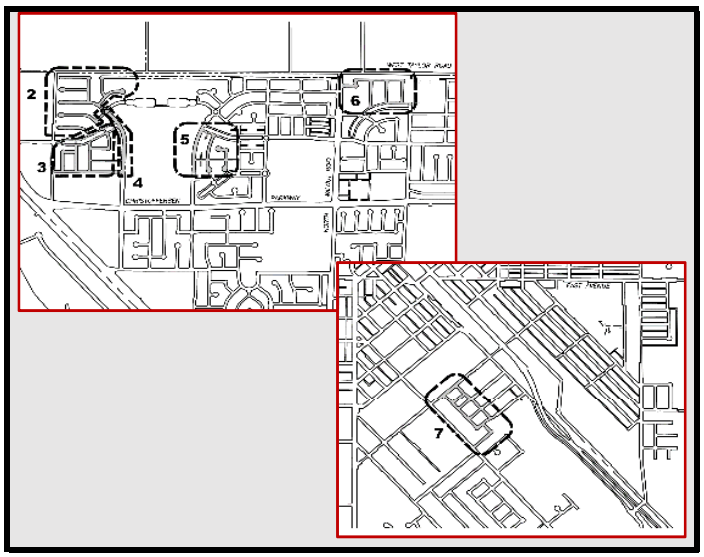

PROJECT JUSTIFICATION:

Road maintenance for assessment districts is part of the assessment district formation agreement

FISCAL IMPACT:

No General Fund money will be used on this project.

Expenditure Category (In $1,000s):	2024-25	2025-26	2026-27	2027-28	2028-29	Five Year
Preliminary Design						$ -
Environmental Clearances						$ -
Right-Of-Way Acquisition						$ -
Final Design & Bidding						$ -
Construction Eng. & Project Management	$ 30					$ 30
Construction	$ 373					$ 373
Project Cost	$ 403	$ -	$ -	$ -	$ -	$ 403

Funding Source (In $1,000s):	2024-25	2025-26	2026-27	2027-28	2027-29	Five Year
Fund 246 - Landscape Assessment	$ 403					$ 403
						$ -
						$ -
						$ -
Funding Total	$ 403	$ -	$ -	$ -	$ -	$ 403

Estimated Project Schedule	2024	2025	2026	2027	2028	2029
Preliminary Design	Q1					
Environmental Clearances						
Right-of-Way Acquisition						
Final Design & Bidding	Q2					
Construction	Q3					
Project Close-Out	Q3					

PROJECT TITLE: Slurry Seals FY 2024-25

CATEGORY: Streets **CP #:** **ID#:** 4018

PROJECT LOCATION: Various street segments

PROJECT DESCRIPTION:

Application of slurry seal pavement treatment to roads in assessment districts and pavement restriping.

FY 24-25 determined to be a "skip year," so this project has been removed.

PROJECT JUSTIFICATION:

Road maintenance for assessment districts is part of the assessment district formation agreement

PROJECT LOCATION MAP/PHOTO:



FISCAL IMPACT:

No General Fund money will be used on this project.

Expenditure Category (In $1,000s):	2024-25	2025-26	2026-27	2027-28	2028-29	Five Year
Preliminary Design						$ -
Environmental Clearances						$ -
Right-Of-Way Acquisition						$ -
Final Design & Bidding						$ -
Construction Eng. & Project Management						$ -
Construction						$ -
Project Cost	$ -	$ -	$ -	$ -	$ -	$ -

Funding Source (In $1,000s):	2024-25	2025-26	2026-27	2027-28	2027-29	Five Year
Fund 246 - Landscape Assessment		$ -	$ -			$ -
						$ -
						$ -
						$ -
Funding Total	$ -	$ -	$ -	$ -	$ -	$ -

Estimated Project Schedule	2024	2025	2026	2027	2028	2029
Preliminary Design						
Environmental Clearances						
Right-of-Way Acquisition						
Final Design & Bidding						
Construction						
Project Close-Out						

REMOVED

PROJECT TITLE: STPL Road Rehabilitation Project 2023

CATEGORY: Streets **CP #:** **ID#:** 4019

PROJECT LOCATION: TBD

PROJECT DESCRIPTION:

Federal Surface Transportation grant funds for 2022-23 redirected to the Golden State / Golf Rd / Berkeley Ave. Intersection Improvement project. See CIP ID# 4014.

PROJECT LOCATION MAP/PHOTO:

NO IMAGE AVAILABLE

PROJECT JUSTIFICATION:

See CIP ID# 4014.

FISCAL IMPACT:

Expenditure Category (In $1,000s):	2024-25	2025-26	2026-27	2027-28	2028-29	Five Year
Preliminary Design						$ -
Environmental Clearances						$ -
Right-Of-Way Acquisition						$ -
Final Design & Bidding						$ -
Construction Eng. & Project Management						$ -
Construction						$ -
Project Cost	$ -	$ -	$ -	$ -	$ -	$ -

Funding Source (In $1,000s):	2024-25	2025-26	2026-27	2027-28	2028-29	Five Year
						$ -
						$ -
						$ -
						$ -
Funding Total	$ -	$ -	$ -	$ -	$ -	$ -

REMOVED

Estimated Project Schedule	2024	2025	2026	2027	2028	2029
Preliminary Design						
Environmental Clearances						
Right-of-Way Acquisition						
Final Design & Bidding						
Construction						
Project Close-Out						

PROJECT TITLE: STPL Road Rehabilitation Project 2024

CATEGORY: Streets **CP #:** **ID#:** 4020

PROJECT LOCATION: TBD

PROJECT DESCRIPTION:

Federal Surface Transportation grant funds for 2023-24 redirected to the Golden State / Golf Rd / Berkeley Ave. Intersection Improvement project. See CIP ID# 4014.

PROJECT LOCATION MAP/PHOTO:

NO IMAGE AVAILABLE

PROJECT JUSTIFICATION:

See CIP ID# 4014.

FISCAL IMPACT:

No General Fund money will be used on this project.

Expenditure Category (In $1,000s):	2024-25	2025-26	2026-27	2027-28	2028-29	Five Year
Preliminary Design						$ -
Environmental Clearances						$ -
Right-Of-Way Acquisition						$ -
Final Design & Bidding						$ -
Construction Eng. & Project Management						$ -
Construction						$ -
Project Cost	$ -	$ -	$ -	$ -	$ -	$ -

Funding Source (In $1,000s):	2024-25	2025-26	2026-27	2027-28	2028-29	Five Year
						$ -
						$ -
						$ -
						$ -
Funding Total	$ -	$ -	$ -	$ -	$ -	$ -

REMOVED

Estimated Project Schedule	2024	2025	2026	2027	2028	2029
Preliminary Design						
Environmental Clearances						
Right-of-Way Acquisition						
Final Design & Bidding						
Construction						
Project Close-Out						

PROJECT TITLE: STPL Road Rehabilitation Project 2025

CATEGORY: Streets **CP #:** **ID#:** 4021

PROJECT LOCATION: TBD

PROJECT DESCRIPTION:

Road rehab project principally funded with federal STPL grant, including installing curb access ramps per current ADA law

Project removed. Any awarded STPL funds are to be directed towards Roads Program projects.

PROJECT JUSTIFICATION:

These grant funds are specifically for surface restoration projects within the City.

PROJECT LOCATION MAP/PHOTO:



REMOVED

FISCAL IMPACT:

No General Fund money will be used on this project.

Expenditure Category (In $1,000s):	2024-25	2025-26	2026-27	2027-28	2028-29	Five Year
Preliminary Design						$ -
Environmental Clearances						$ -
Right-Of-Way Acquisition						$ -
Final Design & Bidding						$ -
Construction Eng. & Project Management						$ -
Construction						$ -
Project Cost	$ -	$ -	$ -	$ -	$ -	$ -

Funding Source (In $1,000s):	2024-25	2025-26	2026-27	2027-28	2028-29	Five Year
						$ -
						$ -
						$ -
						$ -
Funding Total	$ -	$ -	$ -	$ -	$ -	$ -

Estimated Project Schedule	2024	2025	2026	2027	2028	2029
Preliminary Design		Q3-Q4				
Environmental Clearances						
Right-of-Way Acquisition						
Final Design & Bidding			Q1			
Construction			Q2-Q3			
Project Close-Out			Q3			

PROJECT TITLE: City Utility Trench Repair 2023

CATEGORY: Streets **CP #:** 21-023 **ID#:** 4022

PROJECT LOCATION: Various

PROJECT DESCRIPTION:
Repair various failed City utility trenches to City standards.

PROJECT LOCATION MAP/PHOTO:



PROJECT JUSTIFICATION:
The failed trenches lead to ponding water, cracking, and can lead to greater road deterioration

FISCAL IMPACT:
No General Fund money will be used on this project.

Expenditure Category (In $1,000s):	2024-25	2025-26	2026-27	2027-28	2028-29	Five Year
Preliminary Design						$ -
Environmental Clearances						$ -
Right-Of-Way Acquisition						$ -
Final Design & Bidding						$ -
Construction Eng. & Project Management						$ -
Construction						$ -
Project Cost	$ -	$ -	$ -	$ -	$ -	$ -

Funding Source (In $1,000s):	2024-25	2025-26	2026-27	2027-28	2028-29	Five Year
						$ -
						$ -
						$ -
						$ -
Funding Total	$ -	$ -	$ -	$ -	$ -	$ -

Estimated Project Schedule	2024	2025	2026	2027	2028	2029
Preliminary Design						
Environmental Clearances						
Right-of-Way Acquisition						
Final Design & Bidding						
Construction						
Project Close-Out						

COMPLETED

PROJECT TITLE: City Utility Trench Repair 2024

CATEGORY: Streets **CP #:** 23-058 **ID#:** 4023

PROJECT LOCATION: Various

PROJECT DESCRIPTION:

Repair various failed City utility trenches to City standards.

Project moved to Muni project (#5000s).

PROJECT LOCATION MAP/PHOTO:



PROJECT JUSTIFICATION:

The failed trenches lead to ponding water, cracking, and can lead to greater road deterioration

FISCAL IMPACT:

No General Fund money will be used on this project.

Expenditure Category (In $1,000s):	2024-25	2025-26	2026-27	2027-28	2028-29	Five Year
Preliminary Design						$ -
Environmental Clearances						$ -
Right-Of-Way Acquisition						$ -
Final Design & Bidding						$ -
Construction Eng. & Project Management						$ -
Construction						$ -
Project Cost	$ -	$ -	$ -	$ -	$ -	$ -

Funding Source (In $1,000s):	2024-25	2025-26	2026-27	2027-28	2028-29	Five Year
Fund 410 - Water Quality Control Fund						$ -
Fund 420 - Water Enterprise						$ -
						$ -
						$ -
Funding Total	$ -	$ -	$ -	$ -	$ -	$ -

MOVED

Estimated Project Schedule	2024	2025	2026	2027	2028	2029
Preliminary Design						
Environmental Clearances						
Right-of-Way Acquisition						
Final Design & Bidding						
Construction						
Project Close-Out						

PROJECT TITLE: Curb Ramp Replacement 2022

CATEGORY: Streets **CP #:** **ID#:** 4024

PROJECT LOCATION: Various

PROJECT DESCRIPTION:

Replace pedestrian curb ramps. Locations to be determined based on ADA Transition Plan priority ranking and usage.
Project may be constructed in 2023, or may be combined with the 2024 ramp replacement project (see CIP ID# 4025).

Project removed. Funds collected to be utilized toward future ADA transition plan update, other curb ramp projects, etc.

PROJECT JUSTIFICATION:

Many existing intersections either do not have curb ramps or are out of compliance with ADA.

PROJECT LOCATION MAP/PHOTO:



FISCAL IMPACT:

Fund 301 Capital Improvements is used to fund this project, which receives transfers from the General Fund specifically for ADA improvements per resolution 2014-075.

Expenditure Category (In $1,000s):	2024-25	2025-26	2026-27	2027-28	2028-29	Five Year
Preliminary Design						$ -
Environmental Clearances						$ -
Right-Of-Way Acquisition						$ -
Final Design & Bidding						$ -
Construction Eng. & Project Management						$ -
Construction						$ -
Project Cost	$ -	$ -	$ -	$ -	$ -	$ -

Funding Source (In $1,000s):	2024-25	2025-26	2026-27	2027-28	2028-29	Five Year
						$ -
						$ -
						$ -
						$ -
Funding Total	$ -	$ -	$ -	$ -	$ -	$ -

Estimated Project Schedule	2024	2025	2026	2027	2028	2029
Preliminary Design						
Environmental Clearances						
Right-of-Way Acquisition						
Final Design & Bidding						
Construction						
Project Close-Out						

REMOVED

PROJECT TITLE: Curb Ramp Replacement 2024

CATEGORY: Streets **CP #:** **ID#:** 4025

PROJECT LOCATION: Various

PROJECT DESCRIPTION:

Replace various pedestrian curb ramps. Locations to be determined based on ADA Transition Plan priority ranking and usage.

PROJECT LOCATION MAP/PHOTO:



PROJECT JUSTIFICATION:

Many existing intersections with connecting sidewalk either do not have curb ramps or were constructed out of compliance with current ADA requirements.

Project may or may not occur depending on result of ADA transition plan update status.

FISCAL IMPACT:

Fund 301 Capital Improvements is used to fund this project, which receives transfers from the General Fund specifically for ADA improvements per resolution 2014-075.

Expenditure Category (In $1,000s):	2024-25	2025-26	2026-27	2027-28	2028-29	Five Year
Preliminary Design	$ 12					$ 12
Environmental Clearances						$ -
Right-Of-Way Acquisition						$ -
Final Design & Bidding	$ 4					$ 4
Construction Eng. & Project Management	$ 8					$ 8
Construction	$ 60					$ 60
Project Cost	$ 84	$ -	$ -	$ -	$ -	$ 84

Funding Source (In $1,000s):	2024-25	2025-26	2026-27	2027-28	2028-29	Five Year
Fund 301 - Capital Improvement	$ 84	$ -				$ 84
						$ -
						$ -
						$ -
Funding Total	$ 84	$ -	$ -	$ -	$ -	$ 84

Estimated Project Schedule	2024	2025	2026	2027	2028	2029
Preliminary Design						
Environmental Clearances						
Right-of-Way Acquisition						
Final Design & Bidding						
Construction						
Project Close-Out						

PROJECT TITLE: Pavement Rehabilitation of 15 Streets - Roads Program

CATEGORY: Streets **CP #:** 22-001 **ID#:** 4026

PROJECT LOCATION: Various Locations within the City

PROJECT DESCRIPTION:

Pavement rehabilitation, select curb and gutter replacement, and new curb ramps along Delbon Ave., East Ave., Flower St., Locust St., Mira Flores Dr., N. Orange St., Old Vineyard Rd., Park St., Spruce St., 20th Century Blvd., Carrigan St., Corello St., Julian St., Wayside Dr., Fosberg Rd.

PROJECT JUSTIFICATION:

Deteriorated pavement needs to be rehabilitated and curb ramps need to be brought up to current ADA standards.

PROJECT LOCATION MAP/PHOTO:

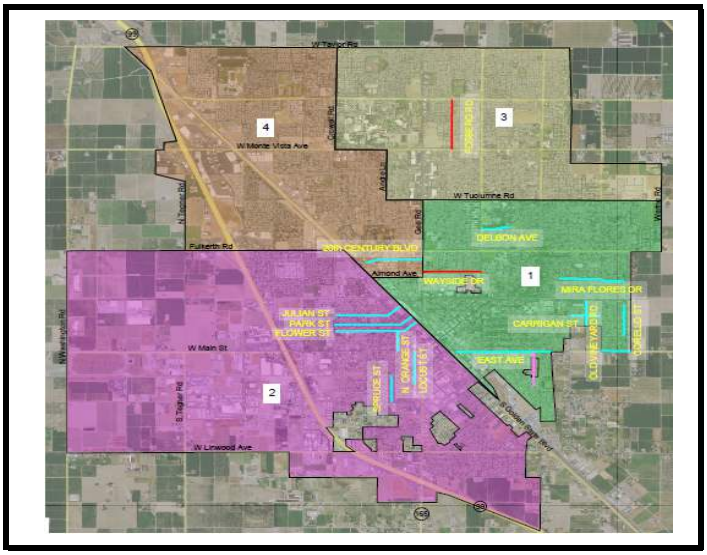

FISCAL IMPACT:

No General Fund money will be used on this project. Necessary funds will be provided through Measure A.

Expenditure Category (In $1,000s):	2024-25	2025-26	2026-27	2027-28	2028-29	Five Year
Preliminary Design						$ -
Environmental Clearances						$ -
Right-Of-Way Acquisition						$ -
Final Design & Bidding						$ -
Construction Eng. & Project Management						$ -
Construction						$ -
Project Cost	$ -	$ -	$ -	$ -	$ -	$ -

Funding Source (In $1,000s):	2024-25	2025-26	2026-27	2027-28	2028-29	Five Year
Fund 115 - Measure A - Roads						$ -
						$ -
						$ -
						$ -
Funding Total	$ -	$ -	$ -	$ -	$ -	$ -

Estimated Project Schedule	2024	2025	2026	2027	2028	2029
Preliminary Design						
Environmental Clearances						
Right-of-Way Acquisition						
Final Design & Bidding						
Construction						
Project Close-Out						

COMPLETED

PROJECT TITLE: Pavement Rehabilitation for 2024 Construction - Roads Program CIP

CATEGORY: Streets **CP #:** **ID#:** 4027

PROJECT LOCATION: Various Locations within the City

PROJECT DESCRIPTION:

Pavement rehabilitation, curb and gutter replacement, and curb ramps along various streets for construction in 2024. A total of 5.4 miles.

PROJECT LOCATION MAP/PHOTO:

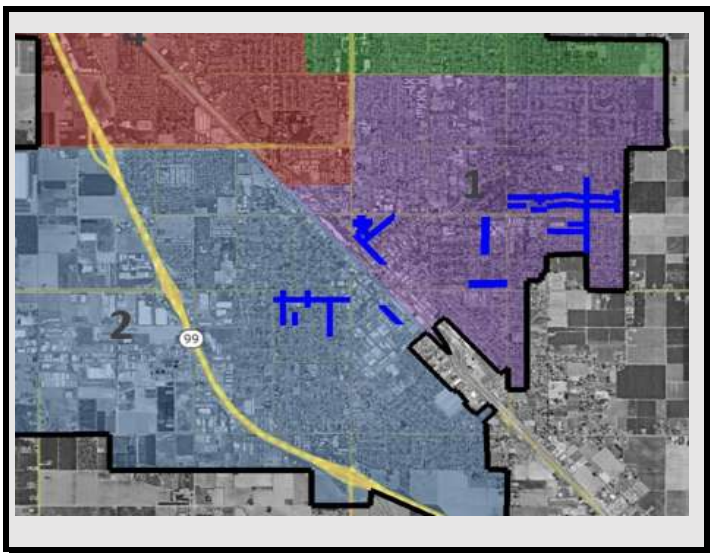

PROJECT JUSTIFICATION:

Deteriorated pavement needs to be rehabilitated and curb ramps need to be brought up to current ADA standards.

FISCAL IMPACT:

No General Fund money will be used on this project. Necessary funds will be provided through a combination of Measure A and potential financing.

Expenditure Category (In $1,000s):	2024-25	2025-26	2026-27	2027-28	2028-29	Five Year
Preliminary Design						$ -
Environmental Clearances						$ -
Right-Of-Way Acquisition						$ -
Final Design & Bidding	$ 100					$ 100
Construction Eng. & Project Management	$ 2,300					$ 2,300
Construction	$ 23,000					$ 23,000
Project Cost	$ 25,400	$ -	$ -	$ -	$ -	$ 25,400

Funding Source (In $1,000s):	2024-25	2025-26	2026-27	2027-28	2028-29	Five Year
Fund 115 - Measure A - Roads						$ -
Fund 115 - Measure A - Roads & potential financing	$ 25,400					$ 25,400
						$ -
						$ -
Funding Total	$ 25,400	$ -	$ -	$ -	$ -	$ 25,400

Estimated Project Schedule	2024	2025	2026	2027	2028	2029
Preliminary Design						
Environmental Clearances						
Right-of-Way Acquisition						
Final Design & Bidding	Q1					
Construction	Q1-Q4					
Project Close-Out	Q3-Q4					

PROJECT TITLE: Pavement Rehabilitation for 2025 Construction - Roads Program CIP

CATEGORY: Streets **CP #:** **ID#:** 4028

PROJECT LOCATION: Various Locations within the City

PROJECT DESCRIPTION:

Pavement rehabilitation, curb and gutter replacement, and curb ramps along various streets for construction through 2026 . A total of 12.8 miles.

PROJECT LOCATION MAP/PHOTO:

PROJECT JUSTIFICATION:

Deteriorated pavement needs to be rehabilitated and curb ramps need to be brought up to current ADA standards.

FISCAL IMPACT:

No General Fund money will be used on this project. Necessary funds will be provided through a combination of Measure A and potential financing.

Expenditure Category (In $1,000s):	2024-25	2025-26	2026-27	2027-28	2028-29	Five Year
Preliminary Design	$ 1,300					$ 1,300
Environmental Clearances						$ -
Right-Of-Way Acquisition						$ -
Final Design & Bidding	$ 1,100	$ 200				$ 1,300
Construction Eng. & Project Management	$ 300	$ 2,000	$ 1,400			$ 3,700
Construction	$ 3,000	$ 22,000	$ 11,000			$ 36,000
Project Cost	$ 5,700	$ 24,200	$12,400	$ -	$ -	$42,300

Funding Source (In $1,000s):	2024-25	2025-26	2026-27	2027-28	2028-29	Five Year
Fund 115 - Measure A - Roads & potential financing	$ 5,700	$ 24,200	$ 12,400			$ 42,300
						$ -
						$ -
						$ -
Funding Total	$ 5,700	$ 24,200	$12,400	$ -	$ -	$42,300

Estimated Project Schedule	2024	2025	2026	2027	2028	2029
Preliminary Design	Q1-Q3					
Environmental Clearances						
Right-of-Way Acquisition						
Final Design & Bidding	Q4	Q1				
Construction	Q4	Q1-Q4	Q1-Q2			
Project Close-Out			Q1-Q2			

PROJECT TITLE: Pavement Rehabilitation for 2026 Construction - Roads Program CIP

CATEGORY: Streets **CP #:** **ID#:** 4029

PROJECT LOCATION: Various Locations within the City

PROJECT DESCRIPTION:

Pavement rehabilitation, curb and gutter replacement, and curb ramps along various streets for construction in 2026.

PROJECT LOCATION MAP/PHOTO:



PROJECT JUSTIFICATION:

Deteriorated pavement needs to be rehabilitated and curb ramps need to be brought up to current ADA standards.

FISCAL IMPACT:

No General Fund money will be used on this project. Necessary funds will be provided through a combination of Measure A and potential financing.

Expenditure Category (In $1,000s):	2024-25	2025-26	2026-27	2027-28	2028-29	Five Year
Preliminary Design	$ 200					$ 200
Environmental Clearances						$ -
Right-Of-Way Acquisition						$ -
Final Design & Bidding		$ 800				$ 800
Construction Eng. & Project Management		$ 200	$ 1,100	$ 200		$ 1,500
Construction		$ 300	$ 13,000	$ 3,000		$ 16,300
Project Cost	$ 200	$ 1,300	$ 14,100	$ 3,200	$ -	$ 18,800

Funding Source (In $1,000s):	2024-25	2025-26	2026-27	2027-28	2028-29	Five Year
Fund 115 - Measure A - Roads & potential financing	$ 200	$ 1,300	$ 14,100	$ 3,200		$ 18,800
						$ -
						$ -
						$ -
Funding Total	$ 200	$ 1,300	$ 14,100	$ 3,200	$ -	$ 18,800

Estimated Project Schedule	2024	2025	2026	2027	2028	2029
Preliminary Design	Q3-Q4					
Environmental Clearances						
Right-of-Way Acquisition						
Final Design & Bidding		Q1-Q3				
Construction		Q4	Q1-Q3			
Project Close-Out			Q3			

PROJECT TITLE: Pavement Rehabilitation for 2027 Construction - Roads Program CIP

CATEGORY: Streets **CP #:** **ID#:** 4030

PROJECT LOCATION: Various Locations within the City

PROJECT DESCRIPTION:

Pavement rehabilitation, curb and gutter replacement, and curb ramps along various streets for construction in 2027.

PROJECT LOCATION MAP/PHOTO:



PROJECT JUSTIFICATION:

Deteriorated pavement needs to be rehabilitated and curb ramps need to be brought up to current ADA standards.

FISCAL IMPACT:

No General Fund money will be used on this project. Necessary funds will be provided through a combination of Measure A and potential financing.

Expenditure Category (In $1,000s):	2024-25	2025-26	2026-27	2027-28	2028-29	Five Year
Preliminary Design		$ 250				$ 250
Environmental Clearances						$ -
Right-Of-Way Acquisition						$ -
Final Design & Bidding			$ 800			$ 800
Construction Eng. & Project Management			$ 200	$ 1,100		$ 1,300
Construction			$ 300	$ 11,000	$ 3,000	$ 14,300
Project Cost	$ -	$ 250	$ 1,300	$12,100	$ 3,000	$16,650

Funding Source (In $1,000s):	2024-25	2025-26	2026-27	2027-28	2028-29	Five Year
Fund 115 - Measure A - Roads & potential financing		$ 250	$ 1,300	$ 12,100	$ 3,000	$ 16,650
						$ -
						$ -
						$ -
Funding Total	$ -	$ 250	$ 1,300	$12,100	$ 3,000	$16,650

Estimated Project Schedule	2024	2025	2026	2027	2028	2029
Preliminary Design		Q3-Q4				
Environmental Clearances						
Right-of-Way Acquisition						
Final Design & Bidding			Q1-Q3			
Construction			Q4	Q1-Q3		
Project Close-Out				Q3		

PROJECT TITLE: Geer Road Rehabilitation

CATEGORY: Streets **CP #:** **ID#:** 4031

PROJECT LOCATION: Various Locations within the City

PROJECT DESCRIPTION:

Pavement rehabilitation, curb and gutter replacement, and curb ramps along Geer Road from south of E. Canal Drive to Taylor Road.

PROJECT LOCATION MAP/PHOTO:

PROJECT JUSTIFICATION:

Deteriorated pavement needs to be rehabilitated and curb ramps need to be brought up to current ADA standards throughout the corridor.

FISCAL IMPACT:

No General Fund money will be used on this project. Necessary funding will be provided through Measure A and potential grants.

Expenditure Category (In $1,000s):	2024-25	2025-26	2026-27	2027-28	2028-29	Five Year
Preliminary Design	$ 200					$ 200
Environmental Clearances	$ 50					$ 50
Right-Of-Way Acquisition						$ -
Final Design & Bidding	$ 400	$ 500				$ 900
Construction Eng. & Project Management		$ 300	$ 500	$ 200		$ 1,000
Construction		$ 2,500	$ 5,500	$ 2,500		$ 10,500
Project Cost	$ 650	$ 3,300	$ 6,000	$ 2,700	$ -	$ 12,650

Funding Source (In $1,000s):	2024-25	2025-26	2026-27	2027-28	2028-29	Five Year
Fund 115 - Measure A - Roads						$ -
Fund 115 - Measure A - Roads & potential grants & financing	$ 650	$ 3,300	$ 6,000	$ 2,700		$ 12,650
						$ -
						$ -
Funding Total	$ 650	$ 3,300	$ 6,000	$ 2,700	$ -	$ 12,650

Estimated Project Schedule	2024	2025	2026	2027	2028	2029
Preliminary Design						
Environmental Clearances						
Right-of-Way Acquisition						
Final Design & Bidding						
Construction						
Project Close-Out						

PROJECT TITLE: Slurry Seals FY 2025-26

CATEGORY: Streets **CP #:** **ID#:** 4032

PROJECT LOCATION: Various street segments

PROJECT DESCRIPTION:

Application of slurry seal pavement treatment to roads in assessment districts and pavement restriping.

PROJECT LOCATION MAP/PHOTO:



PROJECT JUSTIFICATION:

Road maintenance for assessment districts is part of the assessment district formation agreement

FISCAL IMPACT:

No General Fund money will be used on this project.

Expenditure Category (In $1,000s):	2024-25	2025-26	2026-27	2027-28	2028-29	Five Year
Preliminary Design		$ 45				$ 45
Environmental Clearances						$ -
Right-Of-Way Acquisition						$ -
Final Design & Bidding		$ 10				$ 10
Construction Eng. & Project Management		$ 45				$ 45
Construction		$ 800				$ 800
Project Cost	$ -	$ 900	$ -	$ -	$ -	$ 900

Funding Source (In $1,000s):	2024-25	2025-26	2026-27	2027-28	2028-29	Five Year
Fund 426 - Landscape Assesment			$ 55	$ 845		$ 900
						$ -
						$ -
						$ -
Funding Total	$ -	$ -	$ 55	$ 845	$ -	$ 900

Estimated Project Schedule	2024	2025	2026	2027	2028	2029
Preliminary Design		Q1				
Environmental Clearances						
Right-of-Way Acquisition						
Final Design & Bidding		Q2				
Construction		Q3				
Project Close-Out		Q4				

PROJECT TITLE: Slurry Seals FY 2026-27

CATEGORY: Streets **CP #:** **ID#:** 4033

PROJECT LOCATION: Various street segments

PROJECT DESCRIPTION:

Application of slurry seal pavement treatment to roads in assessment districts and pavement restriping.

PROJECT LOCATION MAP/PHOTO:



PROJECT JUSTIFICATION:

Road maintenance for assessment districts is part of the assessment district formation agreement

FISCAL IMPACT:

No General Fund money will be used on this project.

Expenditure Category (In $1,000s):	2024-25	2025-26	2026-27	2027-28	2028-29	Five Year
Preliminary Design			$ 45			$ 45
Environmental Clearances			$ -			$ -
Right-Of-Way Acquisition			$ -			$ -
Final Design & Bidding			$ 10			$ 10
Construction Eng. & Project Management			$ 45			$ 45
Construction			$ 800			$ 800
Project Cost	$ -	$ -	$ 900	$ -	$ -	$ 900

Funding Source (In $1,000s):	2024-25	2025-26	2026-27	2027-28	2028-29	Five Year
Fund 426 - Landscape Assesment						$ -
						$ -
						$ -
						$ -
Funding Total	$ -	$ -	$ -	$ -	$ -	$ -

Estimated Project Schedule	2024	2025	2026	2027	2028	2029
Preliminary Design			Q1			
Environmental Clearances						
Right-of-Way Acquisition						
Final Design & Bidding			Q2			
Construction			Q3			
Project Close-Out			Q4			

PROJECT TITLE: Fulkerth Road Widening

CATEGORY: Streets **CP #:** 21-003 **ID#:** 4034

PROJECT LOCATION: North side of Fulkerth Ave. from Tegner Road to 700' east of Tegner

PROJECT DESCRIPTION:

Road widening including curb, gutter, sidewalk, street lights, fire hydrants, and ped access ramp on NE corner of Fulkerth/Tegner.

PROJECT LOCATION MAP/PHOTO:



PROJECT JUSTIFICATION:

Development fee credit agreement in exchange for property. Road width and intersection configuration to match the amended Westside Industrial Specific Plan (WISP).

FISCAL IMPACT:

No General Fund money will be used on this project.

Expenditure Category (In $1,000s):	2024-25	2025-26	2026-27	2027-28	2028-29	Five Year
Preliminary Design						$ -
Environmental Clearances						$ -
Right-Of-Way Acquisition						$ -
Final Design & Bidding	$ 15					$ 15
Construction Eng. & Project Management	$ 75					$ 75
Construction	$ 1,150					$ 1,150
Project Cost	$ 1,240	$ -	$ -	$ -	$ -	$ 1,240

Funding Source (In $1,000s):	2024-25	2025-26	2026-27	2027-28	2028-29	Five Year
Fund 305 - Capital Facilities Fees (Transpo)	$ 1,240					$ 1,240
						$ -
						$ -
						$ -
Funding Total	$ 1,240	$ -	$ -	$ -	$ -	$ 1,240

Estimated Project Schedule	2024	2025	2026	2027	2028	2029
Preliminary Design						
Environmental Clearances						
Right-of-Way Acquisition						
Final Design & Bidding	Q3					
Construction	Q3-Q4	Q1				
Project Close-Out		Q1				

PROJECT TITLE: Crack Seal FY 2023-24

CATEGORY: Streets **CP #:** 23-039 **ID#:** 4035

PROJECT LOCATION: Various

PROJECT DESCRIPTION:
Crack sealing of various streets

PROJECT LOCATION MAP/PHOTO:



PROJECT JUSTIFICATION:
Crack sealing is a low cost maintenance treatment to extend the life of existing roads in good condition.

FISCAL IMPACT:
No General Fund money will be used on this project.

Expenditure Category (In $1,000s):	2024-25	2025-26	2026-27	2027-28	2028-29	Five Year
Preliminary Design						$ -
Environmental Clearances						$ -
Right-Of-Way Acquisition						$ -
Final Design & Bidding						$ -
Construction Eng. & Project Management						$ -
Construction						$ -
Project Cost	$ -	$ -	$ -	$ -	$ -	$ -

Funding Source (In $1,000s):	2024-25	2025-26	2026-27	2027-28	2028-29	Five Year
Fund 219 - SB1						$ -
						$ -
						$ -
						$ -
Funding Total	$ -	$ -	$ -	$ -	$ -	$ -

Estimated Project Schedule	2024	2025	2026	2027	2028	2029
Preliminary Design						
Environmental Clearances						
Right-of-Way Acquisition						
Final Design & Bidding						
Construction						
Project Close-Out						

COMPLETED

PROJECT TITLE: Corporation Yard and RWQCF Road Maintenance

CATEGORY: Streets **CP #:** **ID#:** 4036

PROJECT LOCATION: 701/901 S. Walnut Road (Corporation Yard / RWQCF)

PROJECT DESCRIPTION:

Crack sealing and microsurfacing of existing asphalt concrete surfaces at the City's Corporation Yard and Water Quality Control Facility.

PROJECT LOCATION MAP/PHOTO:

PROJECT JUSTIFICATION:

The asphalt surfaces are deteriorated and in need of maintenance treatement before more expensive and involved asphalt rehabilitation is required.

FISCAL IMPACT:

Funding source TBD.

Expenditure Category (In $1,000s):	2024-25	2025-26	2026-27	2027-28	2028-29	Five Year
Preliminary Design	$ 25					$ 25
Environmental Clearances						$ -
Right-Of-Way Acquisition						$ -
Final Design & Bidding	$ 5					$ 5
Construction Eng. & Project Management	$ 20					$ 20
Construction	$ 450					$ 450
Project Cost	$ 500	$ -	$ -	$ -	$ -	$ 500

Funding Source (In $1,000s):	2024-25	2025-26	2026-27	2027-28	2028-29	Five Year
TBD						$ -
						$ -
						$ -
						$ -
Funding Total	$ -	$ -	$ -	$ -	$ -	$ -

Estimated Project Schedule	2024	2025	2026	2027	2028	2029
Preliminary Design						
Environmental Clearances						
Right-of-Way Acquisition						
Final Design & Bidding						
Construction						
Project Close-Out						

PROJECT TITLE: STPL Road Rehabilitation Project 2026

CATEGORY: Streets **CP #:** **ID#:** 4037

PROJECT LOCATION: TBD

PROJECT DESCRIPTION:

Road rehab project principally funded with federal STPL grant, including installing curb access ramps per current ADA law

Project removed. Any awarded STPL funds are to be directed towards Roads Program projects.

PROJECT JUSTIFICATION:

These grant funds are specifically for surface restoration projects within the City.

PROJECT LOCATION MAP/PHOTO:



FISCAL IMPACT:

No General Fund money will be used on this project.

Expenditure Category (In $1,000s):	2024-25	2025-26	2026-27	2027-28	2028-29	Five Year
Preliminary Design						$ -
Environmental Clearances						$ -
Right-Of-Way Acquisition						$ -
Final Design & Bidding						$ -
Construction Eng. & Project Management						$ -
Construction						$ -
Project Cost	$ -	$ -	$ -	$ -	$ -	$ -

Funding Source (In $1,000s):	2024-25	2025-26	2026-27	2027-28	2028-29	Five Year
Fund 215 - Streets - Grant Funded Projects						$ -
Local Match TBD						$ -
						$ -
						$ -
Funding Total	$ -	$ -	$ -	$ -	$ -	$ -

REMOVED

Estimated Project Schedule	2024	2025	2026	2027	2028	2029
Preliminary Design						
Environmental Clearances						
Right-of-Way Acquisition						
Final Design & Bidding						
Construction						
Project Close-Out						

PROJECT TITLE: STPL Road Rehabilitation Project 2027

CATEGORY: Streets **CP #:** **ID#:** 4038

PROJECT LOCATION: TBD

PROJECT DESCRIPTION:

Road rehab project principally funded with federal STPL grant, including installing curb access ramps per current ADA law

Project removed. Any awarded STPL funds are to be directed towards Roads Program projects.

PROJECT JUSTIFICATION:

These grant funds are specifically for surface restoration projects within the City.

PROJECT LOCATION MAP/PHOTO:



FISCAL IMPACT:

No General Fund money will be used on this project.

Expenditure Category (In $1,000s):	2024-25	2025-26	2026-27	2027-28	2028-29	Five Year
Preliminary Design						$ -
Environmental Clearances						$ -
Right-Of-Way Acquisition						$ -
Final Design & Bidding						$ -
Construction Eng. & Project Management						$ -
Construction						$ -
Project Cost	$ -	$ -	$ -	$ -	$ -	$ -

Funding Source (In $1,000s):	2024-25	2025-26	2026-27	2027-28	2028-29	Five Year
Fund 215 - Streets - Grant Funded Projects						$ -
Local Match TBD						$ -
						$ -
						$ -
Funding Total	$ -	$ -	$ -	$ -	$ -	$ -

REMOVED

Estimated Project Schedule	2024	2025	2026	2027	2028	2029
Preliminary Design						
Environmental Clearances						
Right-of-Way Acquisition						
Final Design & Bidding						
Construction						
Project Close-Out						

PROJECT TITLE: Siginal Coordination on Lander Avenue

CATEGORY: Streets **CP #:** 23-034 **ID#:** 4039

PROJECT LOCATION: Lander Avenue from SB 99 to South Avenue

PROJECT DESCRIPTION:

Installing traffic signal synchronization at six intersections along Lander Avenue between Southbound 99 and South Avenue by removing and replacing traffic signal controllers so that traffic signals function more efficiently.

PROJECT JUSTIFICATION:

Signal coordination will improve efficiency on the major street and reduce emissions from idling vehicles.

PROJECT LOCATION MAP/PHOTO:

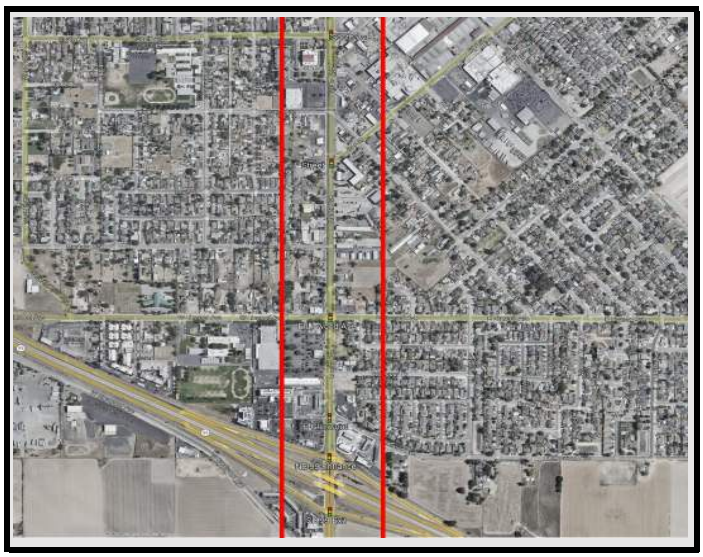

FISCAL IMPACT:

No General Fund Money will be used on this project. This project is in reciept of a federal CMAQ grant.

Expenditure Category (In $1,000s):	2024-25	2025-26	2026-27	2027-28	2028-29	Five Year
Preliminary Design						$ -
Environmental Clearances						$ -
Right-Of-Way Acquisition						$ -
Final Design & Bidding	$ 15					$ 15
Construction Eng. & Project Management	$ 20					$ 20
Construction	$ 190					$ 190
Project Cost	$ 225	$ -	$ -	$ -	$ -	$ 225

Funding Source (In $1,000s):	2024-25	2025-26	2026-27	2027-28	2028-29	Five Year
Measure L Traffic Management	$ 15					$ 15
Federal CMAQ Grant	$ 210					$ -
						$ -
						$ -
Funding Total	$ 225	$ -	$ -	$ -	$ -	$ -

Estimated Project Schedule	2024	2025	2026	2027	2028	2029
Preliminary Design	Q1 - Q2					
Environmental Clearances						
Right-of-Way Acquisition						
Final Design & Bidding	Q2					
Construction	Q3 - Q4	Q1 - Q2				
Project Close-Out		Q3				

PROJECT TITLE: Signal Coordination on Christoffersen Parkway

CATEGORY: Streets **CP #:** 23-035 **ID#:** 4040

PROJECT LOCATION: Christoffersen Parkway

PROJECT DESCRIPTION:

Installing traffic signal synchronization at intersections along Christoffersen Parkway by removing and replacing traffic signal controllers so that traffic signals function more efficiently.

PROJECT JUSTIFICATION:

Signal coordination will improve efficiency on the major street and reduce emissions from idling vehicles.

PROJECT LOCATION MAP/PHOTO:



FISCAL IMPACT:

No General Fund Money will be used on this project. This project is in reciept of a federal CMAQ grant.

Expenditure Category (In $1,000s):	2024-25	2025-26	2026-27	2027-28	2028-29	Five Year
Preliminary Design						$ -
Environmental Clearances						$ -
Right-Of-Way Acquisition						$ -
Final Design & Bidding	$ 20					$ 20
Construction Eng. & Project Management	$ 45					$ 45
Construction	$ 200					$ 200
Project Cost	$ 265	$ -	$ -	$ -	$ -	$ 265

Funding Source (In $1,000s):	2024-25	2025-26	2026-27	2027-28	2028-29	Five Year
Fund 215 - Streets - Grant Funded Projects	$ 245					$ 245
						$ -
						$ -
						$ -
Funding Total	$ 245	$ -	$ -	$ -	$ -	$ -

Estimated Project Schedule	2024	2025	2026	2027	2028	2029
Preliminary Design	Q1 - Q2					
Environmental Clearances						
Right-of-Way Acquisition						
Final Design & Bidding	Q2					
Construction	Q2 - Q4	Q1 - Q2				
Project Close-Out		Q2				

PROJECT TITLE: Monte Vista Bike Lane Improvements Near CSUS

CATEGORY: Streets **CP #:** 23-057 **ID#:** 4041

PROJECT LOCATION: W Monte Vista Ave between Crowell Rd and Geer Rd

PROJECT DESCRIPTION:

Crack seal, slurry seal, Remove and replace traffic lane striping, stripe bike lane transitions, paint red curbs, stipe buffer zones, stripe traffic markings, and install green MMA paint.

PROJECT JUSTIFICATION:

Encourage greater and safer non-motorized transportation along this busy route to and from CSUS.

PROJECT LOCATION MAP/PHOTO:

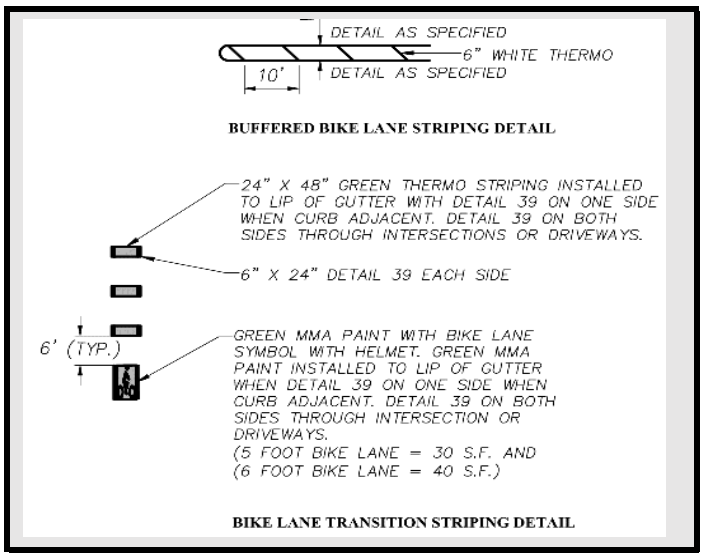

FISCAL IMPACT:

No General Fund will be spent on this project.

Expenditure Category (In $1,000s):	2024-25	2025-26	2026-27	2027-28	2028-29	Five Year
Preliminary Design						$ -
Environmental Clearances						$ -
Right-Of-Way Acquisition						$ -
Final Design & Bidding	$ 5					$ 5
Construction Eng. & Project Management	$ 8					$ 8
Construction	$ 127					$ 127
Project Cost	$ 140	$ -	$ -	$ -	$ -	$ 140

Funding Source (In $1,000s):	2024-25	2025-26	2026-27	2027-28	2028-29	Five Year
Fund 216 - Streets - Local Transportation	$ 55					$ 55
TBD	$ 85					$ -
						$ -
						$ -
Funding Total	$ 140	$ -	$ -	$ -	$ -	$ -

Estimated Project Schedule	2024	2025	2026	2027	2028	2029
Preliminary Design						
Environmental Clearances						
Right-of-Way Acquisition						
Final Design & Bidding	Q1 - Q2					
Construction	Q3					
Project Close-Out	Q3					

PROJECT TITLE: Pavement Rehabilitation for 2028 Construction - Roads Program

CATEGORY: Streets **CP #:** **ID#:** 4042

PROJECT LOCATION:

PROJECT DESCRIPTION:

Pavement rehabilitation, curb and gutter replacement, and curb ramps along various streets for construction in 2028.

PROJECT LOCATION MAP/PHOTO:

NO IMAGE AVAILABLE

PROJECT JUSTIFICATION:

Deteriorated pavement needs to be rehabilitated and curb ramps need to be brought up to current ADA standards.

FISCAL IMPACT:

No General Fund will be spent on this project.

Expenditure Category (In $1,000s):	2024-25	2025-26	2026-27	2027-28	2028-29	Five Year
Preliminary Design			$ 100			$ 100
Environmental Clearances						$ -
Right-Of-Way Acquisition						$ -
Final Design & Bidding				$ 700		$ 700
Construction Eng. & Project Management				$ 200	$ 1,000	$ 1,200
Construction				$ 200	$ 12,000	$ 12,200
Project Cost	$ -	$ -	$ 100	$ 1,100	$ 13,000	$ 14,200

Funding Source (In $1,000s):	2024-25	2025-26	2026-27	2027-28	2028-29	Five Year
Fund 115 - Measure A - Roads & potential financing			$ 100	$ 1,100	$ 13,000	$ 14,200
						$ -
						$ -
						$ -
Funding Total	$ -	$ -	$ 100	$ 1,100	$ 13,000	$ -

Estimated Project Schedule	2024	2025	2026	2027	2028	2029
Preliminary Design			Q3-Q4			
Environmental Clearances						
Right-of-Way Acquisition						
Final Design & Bidding				Q1-Q3		
Construction				Q4	Q1-Q3	
Project Close-Out					Q3	

PROJECT TITLE: Pavement Preservation - Roads Program CIP

CATEGORY: Streets **CP #:** **ID#:** 4043

PROJECT LOCATION: Various Locations within the City

PROJECT DESCRIPTION:

Crack seal and slurry surfacing for non-Assessment-District streets.

PROJECT LOCATION MAP/PHOTO:

NO IMAGE AVAILABLE

PROJECT JUSTIFICATION:

Sealing pavement cracks and placing slurry surfacing will help preserve the pavement and increase its useful life.

FISCAL IMPACT:

No General Fund money will be used on this project. Necessary funding will be provided through Measure A.

Expenditure Category (In $1,000s):	2024-25	2025-26	2026-27	2027-28	2028-29	Five Year
Preliminary Design						$ -
Environmental Clearances						$ -
Right-Of-Way Acquisition						$ -
Final Design & Bidding	$ 30	$ 30				$ 60
Construction Eng. & Project Management	$ 20	$ 20				$ 40
Construction	$ 450	$ 450				$ 900
Project Cost	$ 500	$ 500	$ -	$ -	$ -	$ 1,000

Funding Source (In $1,000s):	2024-25	2025-26	2026-27	2027-28	2028-29	Five Year
Fund 115 - Measure A - Roads	$ 500	$ 500				$ 1,000
						$ -
						$ -
						$ -
Funding Total	$ 500	$ 500	$ -	$ -	$ -	$ 1,000

Estimated Project Schedule	2024	2025	2026	2027	2028	2029
Preliminary Design						
Environmental Clearances						
Right-of-Way Acquisition						
Final Design & Bidding						
Construction						
Project Close-Out						

PROJECT TITLE: Slurry Seals FY 2028-29

CATEGORY: Streets **CP #:** **ID#:** 4044

PROJECT LOCATION: Various street segments

PROJECT DESCRIPTION:

Application of slurry seal pavement treatment to roads in assessment districts and pavement restriping.

PROJECT LOCATION MAP/PHOTO:



PROJECT JUSTIFICATION:

Road maintenance for assessment districts is part of the assessment district formation agreement

FISCAL IMPACT:

No General Fund money will be used on this project.

Expenditure Category (In $1,000s):	2024-25	2025-26	2026-27	2027-28	2028-29	Five Year
Preliminary Design					$ 45	$ 45
Environmental Clearances					$ -	$ -
Right-Of-Way Acquisition					$ -	$ -
Final Design & Bidding					$ 10	$ 10
Construction Eng. & Project Management					$ 45	$ 45
Construction					$ 800	$ 800
Project Cost	$ -	$ -	$ -	$ -	$ 900	$ 900

Funding Source (In $1,000s):	2024-25	2025-26	2026-27	2027-28	2028-29	Five Year
Fund 426 - Landscape Assesment						$ -
						$ -
						$ -
						$ -
Funding Total	$ -	$ -	$ -	$ -	$ -	$ -

Estimated Project Schedule	2024	2025	2026	2027	2028	2029
Preliminary Design			Q1			
Environmental Clearances						
Right-of-Way Acquisition						
Final Design & Bidding			Q2			
Construction			Q3			
Project Close-Out			Q4			

PROJECT TITLE: Crack Seal FY 2024-25

CATEGORY: Streets **CP #:** **ID#:** 4045

PROJECT LOCATION: Various

PROJECT DESCRIPTION:
Crack sealing of various streets

PROJECT LOCATION MAP/PHOTO:



PROJECT JUSTIFICATION:
Crack sealing is a low cost maintenance treatment to extend the life of existing roads in good condition.

FISCAL IMPACT:
No General Fund money will be used on this project. Total construction phase is estimated to cost $155k, of which the majority will be spent in FY 23-24

Expenditure Category (In $1,000s):	2024-25	2025-26	2026-27	2027-28	2028-29	Five Year
Preliminary Design						$ -
Environmental Clearances						$ -
Right-Of-Way Acquisition						$ -
Final Design & Bidding	$ 10					$ 10
Construction Eng. & Project Management	$ 15					$ 15
Construction	$ 175					$ 175
Project Cost	$ 200	$ -	$ -	$ -	$ -	$ 200

Funding Source (In $1,000s):	2024-25	2025-26	2026-27	2027-28	2028-29	Five Year
Fund 219 - SB1	$ 200					$ 200
						$ -
						$ -
						$ -
Funding Total	$ 200	$ -	$ -	$ -	$ -	$ 200

Estimated Project Schedule	2024	2025	2026	2027	2028	2029
Preliminary Design	Q3					
Environmental Clearances						
Right-of-Way Acquisition						
Final Design & Bidding	Q3					
Construction	Q3					
Project Close-Out	Q4					

PROJECT TITLE: Crack Seal FY 2025-26

CATEGORY: Streets **CP #:** **ID#:** 4046

PROJECT LOCATION: Various

PROJECT DESCRIPTION:
Crack sealing of various streets

PROJECT LOCATION MAP/PHOTO:



PROJECT JUSTIFICATION:
Crack sealing is a low cost maintenance treatment to extend the life of existing roads in good condition.

FISCAL IMPACT:
No General Fund money will be used on this project.

Expenditure Category (In $1,000s):	2024-25	2025-26	2026-27	2027-28	2028-29	Five Year
Preliminary Design						$ -
Environmental Clearances						$ -
Right-Of-Way Acquisition						$ -
Final Design & Bidding		$ 10				$ 10
Construction Eng. & Project Management		$ 15				$ 15
Construction		$ 175				$ 175
Project Cost	$ -	$ 200	$ -	$ -	$ -	$ 200

Funding Source (In $1,000s):	2024-25	2025-26	2026-27	2027-28	2028-29	Five Year
Fund 219 - SB1	$ -	$ 200				$ 200
						$ -
						$ -
						$ -
Funding Total	$ -	$ 200	$ -	$ -	$ -	$ 200

Estimated Project Schedule	2024	2025	2026	2027	2028	2029
Preliminary Design		Q3				
Environmental Clearances						
Right-of-Way Acquisition						
Final Design & Bidding		Q3				
Construction		Q3				
Project Close-Out		Q4				

PROJECT TITLE: Crack Seal FY 2026-27

CATEGORY: Streets **CP #:** **ID#:** 4047

PROJECT LOCATION: Various

PROJECT DESCRIPTION:
Crack sealing of various streets

PROJECT LOCATION MAP/PHOTO:



PROJECT JUSTIFICATION:
Crack sealing is a low cost maintenance treatment to extend the life of existing roads in good condition.

FISCAL IMPACT:
No General Fund money will be used on this project.

Expenditure Category (In $1,000s):	2024-25	2025-26	2026-27	2027-28	2028-29	Five Year
Preliminary Design						$ -
Environmental Clearances						$ -
Right-Of-Way Acquisition						$ -
Final Design & Bidding			$ 10			$ 10
Construction Eng. & Project Management			$ 15			$ 15
Construction			$ 175			$ 175
Project Cost	$ -	$ -	$ 200	$ -	$ -	$ 200

Funding Source (In $1,000s):	2024-25	2025-26	2026-27	2027-28	2028-29	Five Year
Fund 219 - SB1	$ -	$ -	$ 200			$ 200
						$ -
						$ -
						$ -
Funding Total	$ -	$ -	$ 200	$ -	$ -	$ 200

Estimated Project Schedule	2024	2025	2026	2027	2028	2029
Preliminary Design			Q3			
Environmental Clearances						
Right-of-Way Acquisition						
Final Design & Bidding			Q3			
Construction			Q3			
Project Close-Out			Q4			

PROJECT TITLE: Crack Seal FY 2027-28

CATEGORY: Streets **CP #:** **ID#:** 4048

PROJECT LOCATION: Various

PROJECT DESCRIPTION:
Crack sealing of various streets

PROJECT LOCATION MAP/PHOTO:



PROJECT JUSTIFICATION:
Crack sealing is a low cost maintenance treatment to extend the life of existing roads in good condition.

FISCAL IMPACT:
No General Fund money will be used on this project.

Expenditure Category (In $1,000s):	2024-25	2025-26	2026-27	2027-28	2028-29	Five Year
Preliminary Design						$ -
Environmental Clearances						$ -
Right-Of-Way Acquisition						$ -
Final Design & Bidding				$ 10		$ 10
Construction Eng. & Project Management				$ 15		$ 15
Construction				$ 175		$ 175
Project Cost	$ -	$ -	$ -	$ 200	$ -	$ 200

Funding Source (In $1,000s):	2024-25	2025-26	2026-27	2027-28	2028-29	Five Year
Fund 219 - SB1	$ -	$ -	$ -	$ 200		$ 200
						$ -
						$ -
						$ -
Funding Total	$ -	$ -	$ -	$ 200	$ -	$ 200

Estimated Project Schedule	2024	2025	2026	2027	2028	2029
Preliminary Design				Q3		
Environmental Clearances						
Right-of-Way Acquisition						
Final Design & Bidding				Q3		
Construction				Q3		
Project Close-Out				Q4		

PROJECT TITLE: Crack Seal FY 2028-29

CATEGORY: Streets **CP #:** **ID#:** 4049

PROJECT LOCATION: Various

PROJECT DESCRIPTION:
Crack sealing of various streets

PROJECT LOCATION MAP/PHOTO:



PROJECT JUSTIFICATION:
Crack sealing is a low cost maintenance treatment to extend the life of existing roads in good condition.

FISCAL IMPACT:
No General Fund money will be used on this project.

Expenditure Category (In $1,000s):	2024-25	2025-26	2026-27	2027-28	2028-29	Five Year
Preliminary Design						$ -
Environmental Clearances						$ -
Right-Of-Way Acquisition						$ -
Final Design & Bidding					$ 10	$ 10
Construction Eng. & Project Management					$ 15	$ 15
Construction					$ 175	$ 175
Project Cost	$ -	$ -	$ -	$ -	$ 200	$ 200

Funding Source (In $1,000s):	2024-25	2025-26	2026-27	2027-28	2028-29	Five Year
Fund 219 - SB1	$ -	$ -	$ -	$ -	$ 200	$ 200
						$ -
						$ -
						$ -
Funding Total	$ -	$ -	$ -	$ -	$ 200	$ 200

Estimated Project Schedule	2024	2025	2026	2027	2028	2029
Preliminary Design					Q3	
Environmental Clearances						
Right-of-Way Acquisition						
Final Design & Bidding					Q3	
Construction					Q3	
Project Close-Out					Q4	

PROJECT TITLE: Water Main and Sewer Replacement 2023

CATEGORY: Muni (Water) **CP #:** 18-67 **ID#:** 5001

PROJECT LOCATION: Various Locations

PROJECT DESCRIPTION:

Replace various water lines per current City Standards and sewer lines located in alleys.

PROJECT LOCATION MAP/PHOTO:

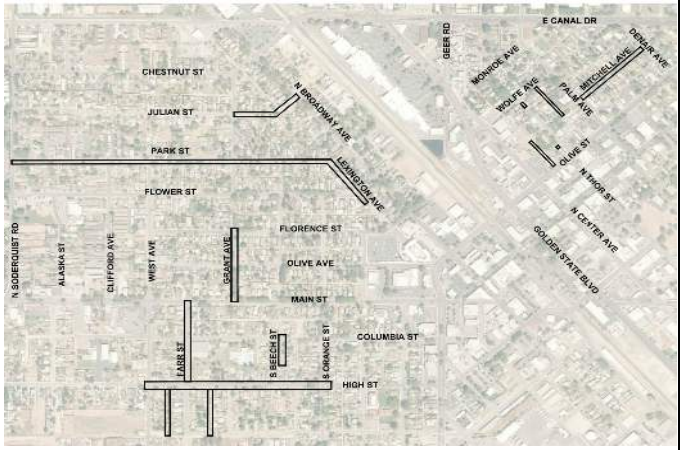

PROJECT JUSTIFICATION:

Replace aging water distribution and sewer infrastructure.

FISCAL IMPACT:

No General Fund will be spent with this money.

Expenditure Category (In $1,000s):	2024-25	2025-26	2026-27	2027-28	2028-29	Five Year
Preliminary Design						$ -
Environmental Clearances						$ -
Right-Of-Way Acquisition						$ -
Final Design & Bidding						$ -
Construction Eng. & Project Management	$ 40					$ 40
Construction	$ 1,499					$ 1,499
Project Cost	$ 1,539	$ -	$ -	$ -	$ -	$ 1,539

Funding Source (In $1,000s):	2024-25	2025-26	2026-27	2027-28	2028-29	Five Year
Fund 420 - Water Enterprise	$ 1,539					$ 1,539
Fund 410 - Water Quality Control						$ -
						$ -
						$ -
Funding Total	$ 1,539	$ -	$ -	$ -	$ -	$ 1,539

Estimated Project Schedule	2024	2025	2026	2027	2028	2029
Preliminary Design						
Environmental Clearances						
Right-of-Way Acquisition						
Final Design & Bidding						
Construction	Q1 - Q3					
Project Close-Out	Q3					

PROJECT TITLE: Surface Water Distribution System Improvements

CATEGORY: Muni (Water) **CP #:** 18-69 **ID#:** 5002

PROJECT LOCATION: Tank & Pump Station at 3500 N. Quincy; Pipelines on Quincy from Zeering/Christoffersen to E. Monte Vista

PROJECT DESCRIPTION:

2.3 MG concrete reservoir, booster pump station, retention basin, distribution pipelines, Three (3) pressure reducing valves, emergency generator.

The majority of the construction work ($32M total contract) was completed prior to FY 24-25.

PROJECT JUSTIFICATION:

Improvements will pump the new SRWA surface water supply into the existing distribution system at up to 10 MGD.

PROJECT LOCATION MAP/PHOTO:

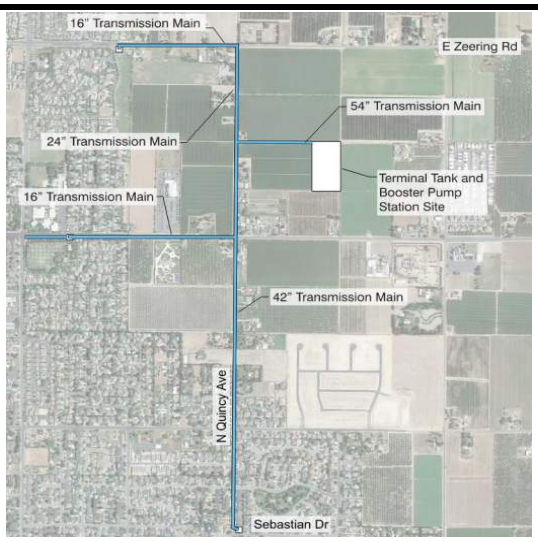

FISCAL IMPACT:

No General Fund Money will be spent with this project.

Expenditure Category (In $1,000s):	2024-25	2025-26	2026-27	2027-28	2028-29	Five Year
Preliminary Design						$ -
Environmental Clearances						$ -
Right-Of-Way Acquisition						$ -
Final Design & Bidding						$ -
Construction Eng. & Project Management	$ 50					$ 50
Construction	$ 250					$ 250
Project Cost	$ 300	$ -	$ -	$ -	$ -	$ 300

Funding Source (In $1,000s):	2024-25	2025-26	2026-27	2027-28	2028-29	Five Year
Fund 420 - Water Enterprise	$ 300					$ 300
						$ -
						$ -
						$ -
Funding Total	$ 300	$ -	$ -	$ -	$ -	$ 300

Estimated Project Schedule	2024	2025	2026	2027	2028	2029
Preliminary Design						
Environmental Clearances						
Right-of-Way Acquisition						
Final Design & Bidding						
Construction	Q1-Q3					
Project Close-Out	Q3					

PROJECT TITLE: Well No. 38 Arsenic Mitigation and ICF Treatment

CATEGORY: Muni (Water) **CP #:** 20-009 **ID#:** 5003

PROJECT LOCATION: Well No. 38 (Mountain View Dr. / Christoffersen Pkwy)

PROJECT DESCRIPTION:

Wellhead modifications, piping, pressure filters, equalization tank, chemical storage enclosure, maintenance shed, underground utilities, and site improvements.

PROJECT LOCATION MAP/PHOTO:

PROJECT JUSTIFICATION:

Installation of treatment facilities to bring Well No. 38 back online

FISCAL IMPACT:

No General Fund Money will be spent with this project.

Expenditure Category (In $1,000s):	2024-25	2025-26	2025-26	2026-27	2028-29	Five Year
Preliminary Design						$ -
Environmental Clearances						$ -
Right-Of-Way Acquisition						$ -
Final Design & Bidding						$ -
Construction Eng. & Project Management						$ -
Construction						$ -
Project Cost	$ -	$ -	$ -	$ -	$ -	$ -

Funding Source (In $1,000s):	2024-25	2025-26	2025-26	2026-27	2028-29	Five Year
						$ -
						$ -
						$ -
						$ -
Funding Total	$ -	$ -	$ -	$ -	$ -	$ -

COMPLETED

Estimated Project Schedule	2024	2025	2026	2027	2028	2029
Preliminary Design						
Environmental Clearances						
Right-of-Way Acquisition						
Final Design & Bidding						
Construction						
Project Close-Out						

PROJECT TITLE: City Wide Chlorination

CATEGORY: Muni (Water) **CP #:** 20-027 **ID#:** 5004

PROJECT LOCATION: Well 13, 15, 20, 22, 24, 27, 30, 31, 32, 33, 34, 36, 37, 39, 40, Fulkerth Tank, Kilory Tank, D St. Tank

PROJECT DESCRIPTION:

Construct new chlorination disinfection systems for the City's water system.

The majority of the construction work ($4.5M total contract) was completed prior to FY 23-24.

PROJECT JUSTIFICATION:

Treatment is necessary to lower TCP levels at select wells to state standards. System wide chlorination needed for consistency and in preparation of surface water being introduced in 2023.

PROJECT LOCATION MAP/PHOTO:

FISCAL IMPACT:

No General Fund Money will be spent with this project.

Expenditure Category (In $1,000s):	2024-25	2025-26	2025-26	2026-27	2028-29	Five Year
Preliminary Design						$ -
Environmental Clearances						$ -
Right-Of-Way Acquisition						$ -
Final Design & Bidding						$ -
Construction Eng. & Project Management						$ -
Construction						$ -
Project Cost	$ -	$ -	$ -	$ -	$ -	$ -

Funding Source (In $1,000s):	2024-25	2025-26	2025-26	2026-27	2028-29	Five Year
Fund 420 - Water Enterprise						$ -
						$ -
						$ -
						$ -
Funding Total	$ -	$ -	$ -	$ -	$ -	$ -

Estimated Project Schedule	2024	2025	2026	2027	2028	2029
Preliminary Design						
Environmental Clearances						
Right-of-Way Acquisition						
Final Design & Bidding						
Construction						
Project Close-Out						

COMPLETED

PROJECT TITLE: Water Storage Tank

CATEGORY: Muni (Water) **CP #:** **ID#:** 5005

PROJECT LOCATION: TBD

PROJECT DESCRIPTION:

Addition of a water storage tank and related pumping, electrical, and control improvements. Location and timing to be determined based on Water Master Plan update (2023-24)

PROJECT LOCATION MAP/PHOTO:



PROJECT JUSTIFICATION:

Additional water storage required per hydraulic modeling and water master plan. The old Water Master Plan (pre 2023) showed a 1.0 MG storage tank needed to be in place by 2027.

FISCAL IMPACT:

No General Fund will be spent on this project.

Expenditure Category (In $1,000s):	2024-25	2025-26	2026-27	2027-28	2028-29	Five Year
Preliminary Design		$ 450				$ 450
Environmental Clearances						$ -
Right-Of-Way Acquisition						$ -
Final Design & Bidding		$ 50				$ 50
Construction Eng. & Project Management		$ 400				$ 400
Construction		$ 4,000				$ 4,000
Project Cost	$ -	$ 4,900	$ -	$ -	$ -	$ 4,900

Funding Source (In $1,000s):	2024-25	2025-26	2026-27	2027-28	2028-29	Five Year
Fund 420 - Water Enterprise		$ 4,900				$ 4,900
						$ -
						$ -
						$ -
Funding Total	$ -	$ 4,900	$ -	$ -	$ -	$ -

Estimated Project Schedule	2024	2025	2026	2027	2028	2029
Preliminary Design						
Environmental Clearances						
Right-of-Way Acquisition						
Final Design & Bidding						
Construction						
Project Close-Out						

PROJECT TITLE: Water Line Replacement on S. Center from Marshall to Minerva

CATEGORY: Muni (Water) **CP #:** **ID#:** 5006

PROJECT LOCATION: S. Center St from Marshall St. to Minerva St.

PROJECT DESCRIPTION:

Replacement of water main. This could possibly be combined with project ID# 7003 "Utility Replacement in the SE quadrant"

PROJECT LOCATION MAP/PHOTO:

PROJECT JUSTIFICATION:

Aging infrastructure is in need of replacement. The main is not providing enough flow.

FISCAL IMPACT:

No General Fund Money will be spent with this project.

Expenditure Category (In $1,000s):	2024-25	2025-26	2026-27	2027-28	2028-29	Five Year
Preliminary Design	$ 55					$ 55
Environmental Clearances						$ -
Right-Of-Way Acquisition						$ -
Final Design & Bidding	$ 11					$ 11
Construction Eng. & Project Management	$ 61					$ 61
Construction	$ 385					$ 385
Project Cost	$ 512	$ -	$ -	$ -	$ -	$ 512

Funding Source (In $1,000s):	2024-25	2025-26	2026-27	2027-28	2028-29	Five Year
Fund 420 - Water Enterprise	$ 512	$ -	$ -			$ 512
						$ -
						$ -
						$ -
Funding Total	$ 512	$ -	$ -	$ -	$ -	$ 512

Estimated Project Schedule	2024	2025	2026	2027	2028	2029
Preliminary Design						
Environmental Clearances						
Right-of-Way Acquisition						
Final Design & Bidding						
Construction						
Project Close-Out						

PROJECT TITLE: Water Line Replacement on Crane Ave. from Hamilton to S.

CATEGORY: Muni (Water) **CP #:** **ID#:** 5007

PROJECT LOCATION: Crane Ave. from Hamilton to S. Minaret

PROJECT DESCRIPTION:

Replacement of water main. This could possibly be combined with project ID# 7003 "Utility Replacement in the SE quadrant"

PROJECT LOCATION MAP/PHOTO:

PROJECT JUSTIFICATION:

Aging infrastructure is in need of replacement. The main is not providing enough flow.

FISCAL IMPACT:

No General Fund Money will be spent with this project.

Expenditure Category (In $1,000s):	2024-25	2025-26	2026-27	2027-28	2028-29	Five Year
Preliminary Design	$ 45					$ 45
Environmental Clearances						$ -
Right-Of-Way Acquisition						$ -
Final Design & Bidding	$ 11					$ 11
Construction Eng. & Project Management	$ 39					$ 39
Construction	$ 220					$ 220
Project Cost	$ 315	$ -	$ -	$ -	$ -	$ 315

Funding Source (In $1,000s):	2024-25	2025-26	2026-27	2027-28	2028-29	Five Year
Fund 420 - Water Enterprise	$ 315	$ -	$ -			$ 315
						$ -
						$ -
						$ -
Funding Total	$ 315	$ -	$ -	$ -	$ -	$ 315

Estimated Project Schedule	2024	2025	2026	2027	2028	2029
Preliminary Design						
Environmental Clearances						
Right-of-Way Acquisition						
Final Design & Bidding						
Construction						
Project Close-Out						

PROJECT TITLE: Waterline Replacement on Florence St. from W. Ave. South to S.

CATEGORY: Muni (Water) **CP #:** **ID#:** 5008

PROJECT LOCATION: Florence St. from W. Ave. South to S. Lexington

PROJECT DESCRIPTION:

The replacement of this water main is now part of the Capital Project #23-04, CIP ID# 5014.

PROJECT LOCATION MAP/PHOTO:

PROJECT JUSTIFICATION:

FISCAL IMPACT:

No General Fund Money will be spent with this project.

Expenditure Category (In $1,000s):	2024-25	2025-26	2026-27	2027-28	2028-29	Five Year
Preliminary Design						$ -
Environmental Clearances						$ -
Right-Of-Way Acquisition						$ -
Final Design & Bidding						$ -
Construction Eng. & Project Management						$ -
Construction						$ -
Project Cost	$ -	$ -	$ -	$ -	$ -	$ -

Funding Source (In $1,000s):	2024-25	2025-26	2026-27	2027-28	2028-29	Five Year
						$ -
						$ -
						$ -
						$ -
Funding Total	$ -	$ -	$ -	$ -	$ -	$ -

Estimated Project Schedule	2024	2025	2026	2027	2028	2029
Preliminary Design						
Environmental Clearances						
Right-of-Way Acquisition						
Final Design & Bidding						
Construction						
Project Close-Out						

COMPLETED

PROJECT TITLE: Re-roof Well Sites 15, 20, and 22

CATEGORY: Muni (Water) **CP #:** 23-038 **ID#:** 5009

PROJECT LOCATION: Wells 15, 20, and 22

PROJECT DESCRIPTION:
Reroofing of 3 well sites. The wells have water leaks that could potentially damage electrical equipment.

PROJECT LOCATION MAP/PHOTO:



PROJECT JUSTIFICATION:
Aging infrastructure is in need of replacement.

FISCAL IMPACT:
No General Fund Money will be spent with this project.

Expenditure Category (In $1,000s):	2024-25	2025-26	2026-27	2027-28	2028-29	Five Year
Preliminary Design						$ -
Environmental Clearances						$ -
Right-Of-Way Acquisition						$ -
Final Design & Bidding						$ -
Construction Eng. & Project Management						$ -
Construction						$ -
Project Cost	$ -	$ -	$ -	$ -	$ -	$ -

Funding Source (In $1,000s):	2024-25	2025-26	2026-27	2027-28	2028-29	Five Year
Fund 420 - Water Enterprise						$ -
						$ -
						$ -
						$ -
Funding Total	$ -	$ -	$ -	$ -	$ -	$ -

Estimated Project Schedule	2024	2025	2026	2027	2028	2029
Preliminary Design						
Environmental Clearances						
Right-of-Way Acquisition						
Final Design & Bidding						
Construction						
Project Close-Out						

COMPLETED

PROJECT TITLE: Water and Sewer Main Extensions

CATEGORY: Muni (Water) **CP #:** 20-013 **ID#:** 5010

PROJECT LOCATION: On Golden State Blvd from Atherstone to 2400 ft north of Taylor Road

PROJECT DESCRIPTION:

•Install 2,850 linear feet of 12-inch diameter water main and fire hydrants
•Install 4,000 linear feet of 18-inch diameter sewer main pipe and manholes

PROJECT LOCATION MAP/PHOTO:

PROJECT JUSTIFICATION:

Extend water and sewer services to enable the City to provide utility services to properties north of City limits per MOU for a tax sharing agreement between the City and Stanislaus County.

FISCAL IMPACT:

No General Fund Money will be spent with this project.

Expenditure Category (In $1,000s):	2024-25	2025-26	2026-27	2027-28	2028-29	Five Year
Preliminary Design						$ -
Environmental Clearances						$ -
Right-Of-Way Acquisition						$ -
Final Design & Bidding						$ -
Construction Eng. & Project Management						$ -
Construction						$ -
Project Cost	$ -	$ -	$ -	$ -	$ -	$ -

Funding Source (In $1,000s):	2024-25	2025-26	2026-27	2027-28	2028-29	Five Year
						$ -
						$ -
						$ -
						$ -
Funding Total	$ -	$ -	$ -	$ -	$ -	$ -

Estimated Project Schedule	2024	2025	2026	2027	2028	2029
Preliminary Design						
Environmental Clearances						
Right-of-Way Acquisition						
Final Design & Bidding						
Construction						
Project Close-Out						

COMPLETED

PROJECT TITLE: Armory Utility Extensions

CATEGORY: Muni (Water) **CP #:** 22-026 **ID#:** 5011

PROJECT LOCATION: Former armory site located at Alaska St and Flower St

PROJECT DESCRIPTION:

Provide water and sewer stubs on Alaska Street and Flower Street

PROJECT LOCATION MAP/PHOTO:

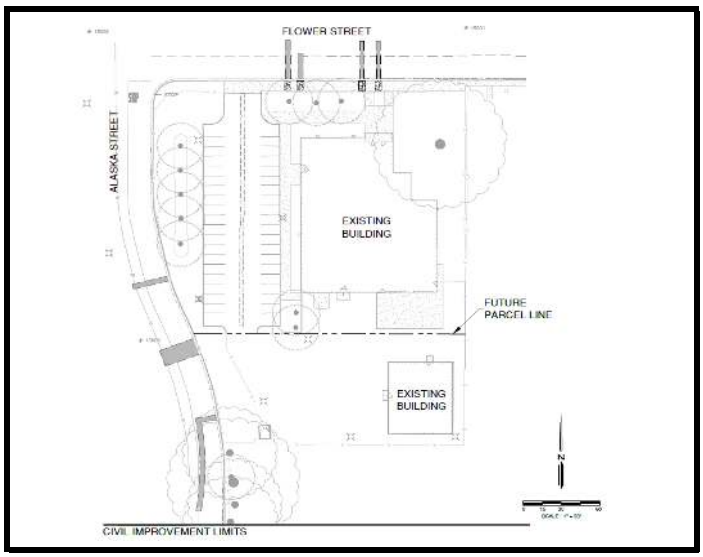

PROJECT JUSTIFICATION:

Paving projects on both Alaska Street and Flower Street are planned for 2023. This project will allow utilities to be stubbed to the property line to allow for future development of this City-owned facility without needing to cut into newly paved roadways.

FISCAL IMPACT:

Expenditure Category (In $1,000s):	2024-25	2025-26	2026-27	2027-28	2028-29	Five Year
Preliminary Design						$ -
Environmental Clearances						$ -
Right-Of-Way Acquisition						$ -
Final Design & Bidding						$ -
Construction Eng. & Project Management						$ -
Construction						$ -
Project Cost	$ -	$ -	$ -	$	$ -	$ -

Funding Source (In $1,000s):	2024-25	2025-26	2026-27	2027-28	2028-29	Five Year
						$ -
						$ -
						$ -
						$ -
Funding Total	$ -	$ -	$ -	$ -	$ -	$ -

Estimated Project Schedule	2024	2025	2026	2027	2028	2029
Preliminary Design						
Environmental Clearances						
Right-of-Way Acquisition						
Final Design & Bidding						
Construction						
Project Close-Out						

COMPLETED

PROJECT TITLE: City Utility Trench Repair FY 2025-26

CATEGORY: Muni (Water) **CP #:** **ID#:** 5012

PROJECT LOCATION: Various

PROJECT DESCRIPTION:

Repair various failed City utility trenches to City Standards.

PROJECT LOCATION MAP/PHOTO:



PROJECT JUSTIFICATION:

The failed trenches lead to ponding water, cracking, and may lead to greater road deterioration.

FISCAL IMPACT:

No General Fund money will be used on this project.

Expenditure Category (In $1,000s):	2024-25	2025-26	2026-27	2027-28	2028-29	Five Year
Preliminary Design		$ 10				$ 10
Environmental Clearances						$ -
Right-Of-Way Acquisition						$ -
Final Design & Bidding		$ 10				$ 10
Construction Eng. & Project Management		$ 20				$ 20
Construction		$ 170				$ 170
Project Cost	$ -	$ 210	$ -	$ -	$ -	$ 210

Funding Source (In $1,000s):	2024-25	2025-26	2026-27	2027-28	2028-29	Five Year
Fund 410 - Water Quality Control (50%)		$ 110				$ 110
Fund 420 - Water Enterprise (50%)		$ 110				$ -
						$ -
						$ -
Funding Total	$ -	$ 220	$ -	$ -	$ -	$ -

Estimated Project Schedule	2024	2025	2026	2027	2028	2029
Preliminary Design		Q1				
Environmental Clearances						
Right-of-Way Acquisition						
Final Design & Bidding		Q1 - Q2				
Construction		Q3				
Project Close-Out		Q4				

PROJECT TITLE: Well 29 Chlorination

CATEGORY: Muni (Water) **CP #:** **ID#:** 5013

PROJECT LOCATION: Well 29 (141 E. Hawkeye Ave.)

PROJECT DESCRIPTION:

Install chemical storage pad, sodium hypochlorite tank, chemical dosing and analyzer equipment, eye wash station and SCADA upgrades to provide chlorination capabilities to the well site.

PROJECT LOCATION MAP/PHOTO:

PROJECT JUSTIFICATION:

Well was recently rehabilitated after having been impacted by 1, 2, 3-TCP. This well lacks chlorination facilities and must be outfitted with them in order to utilize the well once City wide chlorination begins in the Spring of 2023.

FISCAL IMPACT:

No General Fund Money will be spent with this project.

Expenditure Category (In $1,000s):	2024-25	2025-26	2026-27	2027-28	2028-29	Five Year
Preliminary Design						$ -
Environmental Clearances						$ -
Right-Of-Way Acquisition						$ -
Final Design & Bidding	$ 35					$ 35
Construction Eng. & Project Management	$ 25					$ 25
Construction	$ 371					$ 371
Project Cost	$ 431	$ -	$ -	$ -	$ -	$ 431

Funding Source (In $1,000s):	2024-25	2025-26	2026-27	2027-28	2028-29	Five Year
Fund 420 - Water Enterprise	$ 431					$ 431
						$ -
						$ -
						$ -
Funding Total	$ 431	$ -	$ -	$ -	$ -	$ 431

Estimated Project Schedule	2024	2025	2026	2027	2028	2029
Preliminary Design	Q1-Q2					
Environmental Clearances	N/A					
Right-of-Way Acquisition	N/A					
Final Design & Bidding	Q3					
Construction	Q3-Q4	Q1				
Project Close-Out		Q1				

PROJECT TITLE: Water Line Replacement for 2024 Roads Program Construction

CATEGORY: Muni (Water) **CP #:** 23-040 **ID#:** 5014

PROJECT LOCATION: Various locations

PROJECT DESCRIPTION:

Replace various water lines per Current City Standards prior to road rehabilitation through the Roads Program.

PROJECT LOCATION MAP/PHOTO:

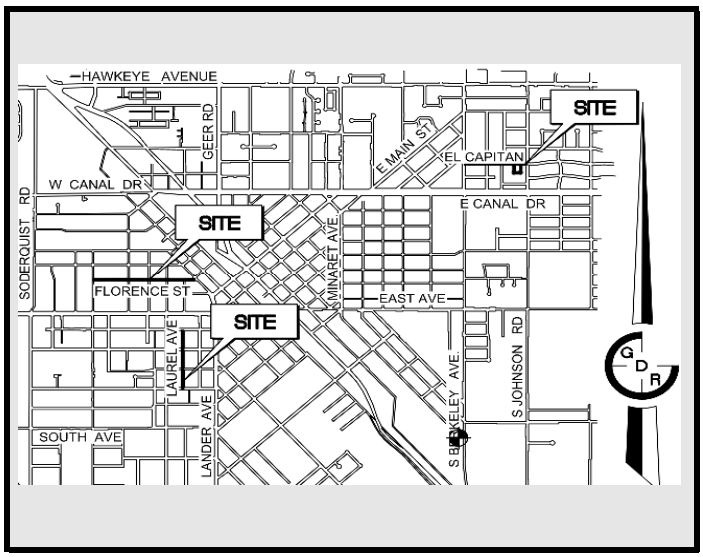

PROJECT JUSTIFICATION:

Replace aging water distribution infrastructure.

FISCAL IMPACT:

No General Fund will be spent for this project.

Expenditure Category (In $1,000s):	2024-25	2025-26	2026-27	2027-28	2028-29	Five Year
Preliminary Design						$ -
Environmental Clearances						$ -
Right-Of-Way Acquisition						$ -
Final Design & Bidding						$ -
Construction Eng. & Project Management	$ 100					$ 100
Construction	$ 2,875					$ 2,875
Project Cost	$ 2,975	$ -	$ -	$ -	$ -	$ 2,975

Funding Source (In $1,000s):	2024-25	2025-26	2026-27	2027-28	2028-29	Five Year
Fund 420 - Water Enterprise	$ 2,975					$ 2,975
						$ -
						$ -
						$ -
Funding Total	$ 2,975	$ -	$ -	$ -	$ -	$ -

Estimated Project Schedule	2024	2025	2026	2027	2028	2029
Preliminary Design						
Environmental Clearances						
Right-of-Way Acquisition						
Final Design & Bidding	Q1 - Q2					
Construction	Q2 - Q4					
Project Close-Out		Q1				

PROJECT TITLE: WQC Admin Building Reroof

CATEGORY: Muni (Water) **CP #:** 24-004 **ID#:** 5015

PROJECT LOCATION: 901 S Walnut Rd

PROJECT DESCRIPTION:

This project will repair the administration building's roof that exceeded its life cycle at the Water Quality Control Facility.

PROJECT LOCATION MAP/PHOTO:

PROJECT JUSTIFICATION:

The last time this roof was repaired was 1995. This roof has exceeded its life cycle and is due for a repair. Signs of dryrot have been spotted.

FISCAL IMPACT:

No General Fund money will be used on this project.

Expenditure Category (In $1,000s):	2024-25	2025-26	2026-27	2027-28	2028-29	Five Year
Preliminary Design						$ -
Environmental Clearances						$ -
Right-Of-Way Acquisition						$ -
Final Design & Bidding						$ -
Construction Eng. & Project Management	$ 29					$ 29
Construction	$ 305					$ 305
Project Cost	$ 334	$ -	$ -	$ -	$ -	$ 334

Funding Source (In $1,000s):	2024-25	2025-26	2026-27	2027-28	2028-29	Five Year
Fund 420 - Water Enterprise	$ 334					$ 334
Fund 410 - Water Quality Control						$ -
						$ -
						$ -
Funding Total	$ 334	$ -	$ -	$ -	$ -	$ -

Estimated Project Schedule	2024	2025	2026	2027	2028	2029
Preliminary Design	Q1-Q2					
Environmental Clearances						
Right-of-Way Acquisition						
Final Design & Bidding	Q2-Q3					
Construction	Q3-Q4					
Project Close-Out	Q4					

PROJECT TITLE: Downtown PCE Groundwater Remediation

CATEGORY: Muni (Water) **CP #:** 24-003 **ID#:** 5016

PROJECT LOCATION: Near D St. Tank Site

PROJECT DESCRIPTION:

Continue removal efforts of PCE from groundwater through installation of a well, pumping, and treatment facilities. There is the potential to blend water from a new well site with the D Street tank water before discharging to distribution system.

PROJECT LOCATION MAP/PHOTO:



PROJECT JUSTIFICATION:

City received funds to design and construct infrastructure to remove PCE from groundwater in the downtown region. PCE is a contaminant that has been traced to the dry cleaning process of clothing.

FISCAL IMPACT:

No General Fund money will be used on this project.

Expenditure Category (In $1,000s):	2024-25	2025-26	2026-27	2027-28	2028-29	Five Year
Preliminary Design	$ 200					$ 200
Environmental Clearances	$ 25					$ 25
Right-Of-Way Acquisition						$ -
Final Design & Bidding	$ 10					$ 10
Construction Eng. & Project Management	$ 85	$ 65				$ 150
Construction	$ 1,300	$ 1,000				$ 2,300
Project Cost	$ 1,620	$ 1,065	$ -	$ -	$ -	$ 2,685

Funding Source (In $1,000s):	2024-25	2025-26	2026-27	2027-28	2028-29	Five Year
Fund 420 - Water Enterprise	$ 1,620	$ 1,065				$ 2,685
						$ -
						$ -
						$ -
Funding Total	$ 1,620	$ 1,065	$ -	$ -	$ -	$ -

Estimated Project Schedule	2024	2025	2026	2027	2028	2029
Preliminary Design	Q2-Q4					
Environmental Clearances	Q4					
Right-of-Way Acquisition						
Final Design & Bidding		Q1				
Construction		Q2-Q4	Q1			
Project Close-Out			Q1			

PROJECT TITLE: City Utility Trench Repair FY 2024-25

CATEGORY: Muni (Water) **CP #:** 23-058 **ID#:** 5017

PROJECT LOCATION: Various

PROJECT DESCRIPTION:

Repair various failed City utility trenches to City Standards.

PROJECT LOCATION MAP/PHOTO:



PROJECT JUSTIFICATION:

The failed trenches lead to ponding water, cracking, and may lead to greater road deterioration.

FISCAL IMPACT:

No General Fund money will be used on this project.

Expenditure Category (In $1,000s):	2024-25	2025-26	2026-27	2027-28	2028-29	Five Year
Preliminary Design	$ 10					$ 10
Environmental Clearances						$ -
Right-Of-Way Acquisition						$ -
Final Design & Bidding	$ 10					$ 10
Construction Eng. & Project Management	$ 20					$ 20
Construction	$ 170					$ 170
Project Cost	$ 210	$ -	$ -	$ -	$ -	$ 210

Funding Source (In $1,000s):	2024-25	2025-26	2026-27	2027-28	2028-29	Five Year
Fund 410 - Water Quality Control (50%)	$ 110					$ 110
Fund 420 - Water Enterprise (50%)	$ 110					$ -
						$ -
						$ -
Funding Total	$ 220	$ -	$ -	$ -	$ -	$ -

Estimated Project Schedule	2024	2025	2026	2027	2028	2029
Preliminary Design	Q1					
Environmental Clearances						
Right-of-Way Acquisition						
Final Design & Bidding	Q1 - Q2					
Construction	Q3					
Project Close-Out	Q4					

PROJECT TITLE: City Utility Trench Repair FY 2026-27

CATEGORY: Muni (Water) **CP #:** **ID#:** 5018

PROJECT LOCATION: Various

PROJECT DESCRIPTION:

Repair various failed City utility trenches to City Standards.

PROJECT LOCATION MAP/PHOTO:



PROJECT JUSTIFICATION:

The failed trenches lead to ponding water, cracking, and may lead to greater road deterioration.

FISCAL IMPACT:

No General Fund money will be used on this project.

Expenditure Category (In $1,000s):	2024-25	2025-26	2026-27	2027-28	2028-29	Five Year
Preliminary Design			$ 10			$ 10
Environmental Clearances						$ -
Right-Of-Way Acquisition						$ -
Final Design & Bidding			$ 10			$ 10
Construction Eng. & Project Management			$ 20			$ 20
Construction			$ 170			$ 170
Project Cost	$ -	$ -	$ 210	$ -	$ -	$ 210

Funding Source (In $1,000s):	2024-25	2025-26	2026-27	2027-28	2028-29	Five Year
Fund 410 - Water Quality Control (50%)			$ 105			$ 105
Fund 420 - Water Enterprise (50%)			$ 105			$ -
						$ -
						$ -
Funding Total	$ -	$ -	$ 210	$ -	$ -	$ -

Estimated Project Schedule	2024	2025	2026	2027	2028	2029
Preliminary Design			Q1			
Environmental Clearances						
Right-of-Way Acquisition						
Final Design & Bidding			Q1 - Q2			
Construction			Q3			
Project Close-Out			Q4			

PROJECT TITLE: City Utility Trench Repair FY 2027-28

CATEGORY: Muni (Water) **CP #:** **ID#:** 5019

PROJECT LOCATION: Various

PROJECT DESCRIPTION:

Repair various failed City utility trenches to City Standards.

PROJECT LOCATION MAP/PHOTO:



PROJECT JUSTIFICATION:

The failed trenches lead to ponding water, cracking, and may lead to greater road deterioration.

FISCAL IMPACT:

No General Fund money will be used on this project.

Expenditure Category (In $1,000s):	2024-25	2025-26	2026-27	2027-28	2028-29	Five Year
Preliminary Design				$ 10		$ 10
Environmental Clearances						$ -
Right-Of-Way Acquisition						$ -
Final Design & Bidding				$ 10		$ 10
Construction Eng. & Project Management				$ 20		$ 20
Construction				$ 170		$ 170
Project Cost	$ -	$ -	$ -	$ 210	$ -	$ 210

Funding Source (In $1,000s):	2024-25	2025-26	2026-27	2027-28	2028-29	Five Year
Fund 410 - Water Quality Control (50%)				$ 105		$ 105
Fund 420 - Water Enterprise (50%)				$ 105		$ 105
						$ -
						$ -
Funding Total	$ -	$ -	$ -	$ 210	$ -	$ -

Estimated Project Schedule	2024	2025	2026	2027	2028	2029
Preliminary Design				Q1		
Environmental Clearances						
Right-of-Way Acquisition						
Final Design & Bidding				Q1 - Q2		
Construction				Q3		
Project Close-Out				Q4		

PROJECT TITLE: City Utility Trench Repair FY 2028-29

CATEGORY: Muni (Water) **CP #:** **ID#:** 5020

PROJECT LOCATION: Various

PROJECT DESCRIPTION:

Repair various failed City utility trenches to City Standards.

PROJECT LOCATION MAP/PHOTO:



PROJECT JUSTIFICATION:

The failed trenches lead to ponding water, cracking, and may lead to greater road deterioration.

FISCAL IMPACT:

No General Fund money will be used on this project.

Expenditure Category (In $1,000s):	2024-25	2025-26	2026-27	2027-28	2028-29	Five Year
Preliminary Design					$ 10	$ 10
Environmental Clearances						$ -
Right-Of-Way Acquisition						$ -
Final Design & Bidding					$ 10	$ 10
Construction Eng. & Project Management					$ 20	$ 20
Construction					$ 170	$ 170
Project Cost	$ -	$ -	$ -	$ -	$ 210	$ 210

Funding Source (In $1,000s):	2024-25	2025-26	2026-27	2027-28	2028-29	Five Year
Fund 410 - Water Quality Control (50%)					$ 105	$ 105
Fund 420 - Water Enterprise (50%)					$ 105	$ 105
						$ -
						$ -
Funding Total	$ -	$ -	$ -	$ -	$ 210	$ -

Estimated Project Schedule	2024	2025	2026	2027	2028	2029
Preliminary Design					Q1	
Environmental Clearances						
Right-of-Way Acquisition						
Final Design & Bidding					Q1 - Q2	
Construction					Q3	
Project Close-Out					Q4	

PROJECT TITLE: TRWQCF Chemical Systems Upgrade

CATEGORY: Muni (WQC) **CP #:** 20-032 **ID#:** 6001

PROJECT LOCATION: RWQCF

PROJECT DESCRIPTION:

This project will rehabilitate the sodium bisulfite, coagulation storage and chlorine chemical storage areas. Construction began FY 21-22. The original scope of services is substantially complete. Incomplete work includes City-requested changes to the teritary treatment SCADA system.

PROJECT JUSTIFICATION:

Previous treatment system is past service life. The SCADA system that existed prior to this project is proprietary in nature and can only be maintained by the supplier. Upgrading the SCADA system provides operational flexibility and long term savings over keeping the legacy system.

PROJECT LOCATION MAP/PHOTO:

FISCAL IMPACT:

No General Fund Money will be spent with this project.

Expenditure Category (In $1,000s):	2024-25	2025-26	2026-27	2027-28	2028-29	Five Year
Preliminary Design						$ -
Environmental Clearances						$ -
Right-Of-Way Acquisition						$ -
Final Design & Bidding						$ -
Construction Eng. & Project Management	$ 7					$ 7
Construction	$ 715					$ 715
Project Cost	$ 722	$ -	$ -	$ -	$ -	$ 722

Funding Source (In $1,000s):	2024-25	2025-26	2026-27	2027-28	2028-29	Five Year
Fund 410 - WQC Fund	$ 722					$ 722
						$ -
						$ -
						$ -
Funding Total	$ 722	$ -	$ -	$ -	$ -	$ 722

Estimated Project Schedule	2024	2025	2026	2027	2028	2029
Preliminary Design						
Environmental Clearances						
Right-of-Way Acquisition						
Final Design & Bidding						
Construction	Q1-Q3					
Project Close-Out	Q3					

PROJECT TITLE: Biogas Boiler and Waste Flare Project

CATEGORY: Muni (WQC) **CP #:** 19-45 **ID#:** 6002

PROJECT LOCATION:

PROJECT DESCRIPTION:

Replacement of a biogas boiler, waste flare and hot water infratructure for coagulation storage and chlorine chemical storage areas.

PROJECT LOCATION MAP/PHOTO:

PROJECT JUSTIFICATION:

This project has been removed from the CIP at this time. It has been determined that the waste gas flare is still operating within acceptable parameters.

FISCAL IMPACT:

No General Fund Money will be spent with this project.

Expenditure Category (In $1,000s):	2024-25	2025-26	2026-27	2027-28	2028-29	Five Year
Preliminary Design						$ -
Environmental Clearances						$ -
Right-Of-Way Acquisition						$ -
Final Design & Bidding						$ -
Construction Eng. & Project Management						$ -
Construction						$ -
Project Cost	$ -	$ -	$ -	$ -	$ -	$ -

Funding Source (In $1,000s):	2024-25	2025-26	2026-27	2027-28	2028-29	Five Year
						$ -
						$ -
						$ -
						$ -
Funding Total	$ -	$ -	$ -	$ -	$ -	$ -

REMOVED

Estimated Project Schedule	2024	2025	2026	2027	2028	2029
Preliminary Design						
Environmental Clearances						
Right-of-Way Acquisition						
Final Design & Bidding						
Construction						
Project Close-Out						

PROJECT TITLE: WQC Floatator No. 3 Recoating

CATEGORY: Muni (WQC) **CP #:** 20-026 **ID#:** 6003

PROJECT LOCATION: RWQCF

PROJECT DESCRIPTION:

This project will recoat Flotation Clarifier No. 3. The project will include prepping and coating the entire structure. Project was completed in FY 2021-22.

PROJECT LOCATION MAP/PHOTO:

PROJECT JUSTIFICATION:

Coating is past service life

FISCAL IMPACT:

No General Fund Money will be spent with this project.

Expenditure Category (In $1,000s):	2024-25	2025-26	2026-27	2027-28	2028-29	Five Year
Preliminary Design						$ -
Environmental Clearances						$ -
Right-Of-Way Acquisition						$ -
Final Design & Bidding						$ -
Construction Eng. & Project Management						$ -
Construction						$ -
Project Cost	$ -	$ -	$ -	$ -	$ -	$ -

Funding Source (In $1,000s):	2024-25	2025-26	2026-27	2027-28	2028-29	Five Year
						$ -
						$ -
						$ -
						$ -
Funding Total	$ -	$ -	$ -	$ -	$ -	$ -

Estimated Project Schedule	2024	2025	2026	2027	2028	2029
Preliminary Design						
Environmental Clearances						
Right-of-Way Acquisition						
Final Design & Bidding						
Construction						
Project Close-Out						

COMPLETED

PROJECT TITLE: Shade Structures at TRWQCF

CATEGORY: Muni (WQC) **CP #:** 20-041 **ID#:** 6004

PROJECT LOCATION: RWQCF

PROJECT DESCRIPTION:

This project will construct shade stuctures at mulitple locations

Project design is 90% complete. This project is on hold until funding is identified for construction.

PROJECT JUSTIFICATION:

Shade structures will prevent algae growth and decrease maintenance costs

PROJECT LOCATION MAP/PHOTO:

FISCAL IMPACT:

Expenditure Category (In $1,000s):	2024-25	2025-26	2026-27	2027-28	2028-29	Five Year
Preliminary Design						$ -
Environmental Clearances						$ -
Right-Of-Way Acquisition						$ -
Final Design & Bidding	$ 2					$ 2
Construction Eng. & Project Management	$ 30					$ 30
Construction	$ 276					$ 276
Project Cost	$ 308	$ -	$ -	$ -	$ -	$ 308

Funding Source (In $1,000s):	2024-25	2025-26	2026-27	2027-28	2028-29	Five Year
Fund 410 - WQC Fund	$ 308					$ 308
						$ -
						$ -
						$ -
Funding Total	$ 308	$ -	$ -	$ -	$ -	$ 308

Estimated Project Schedule	2024	2025	2026	2027	2028	2029
Preliminary Design						
Environmental Clearances						
Right-of-Way Acquisition						
Final Design & Bidding	Q3					
Construction	Q4	Q1-Q2				
Project Close-Out		Q3				

PROJECT TITLE: TRWQCF Security Fence Improvements

CATEGORY: Muni (WQC) **CP #:** 20-042 **ID#:** 6005

PROJECT LOCATION: RWQCF

PROJECT DESCRIPTION:

This project will raise a portion of an existing wall.

Project design is 90% complete. This project is on hold until funding is identified for construction.

PROJECT JUSTIFICATION:

The increased wall height will improve site security.

PROJECT LOCATION MAP/PHOTO:

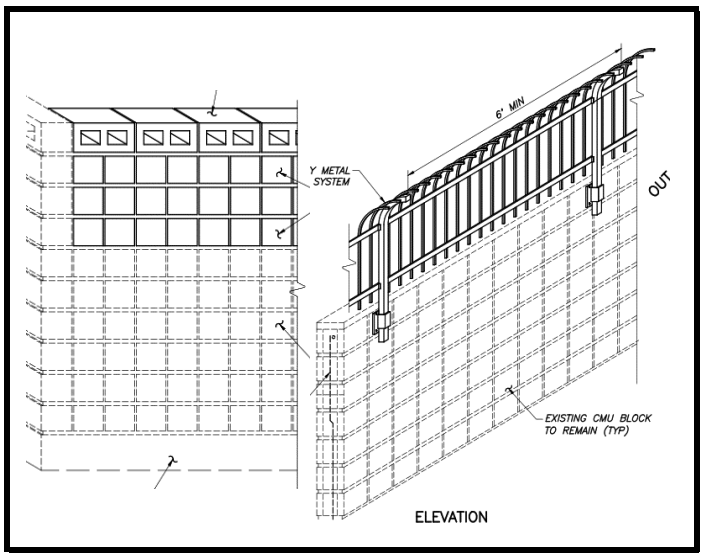

FISCAL IMPACT:

No General Fund Money will be spent with this project.

Expenditure Category (In $1,000s):	2024-25	2025-26	2026-27	2027-28	2028-29	Five Year
Preliminary Design						$ -
Environmental Clearances						$ -
Right-Of-Way Acquisition						$ -
Final Design & Bidding						$ -
Construction Eng. & Project Management						$ -
Construction						$ -
Project Cost	$ -	$ -	$ -	$ -	$ -	$ -

Funding Source (In $1,000s):	2024-25	2025-26	2026-27	2027-28	2028-29	Five Year
Fund 410 - WQC Fund						$ -
						$ -
						$ -
						$ -
Funding Total	$ -	$ -	$ -	$ -	$ -	$ -

Estimated Project Schedule	2024	2025	2026	2027	2028	2029
Preliminary Design						
Environmental Clearances						
Right-of-Way Acquisition						
Final Design & Bidding	Q3					
Construction	Q4	Q1-Q2				
Project Close-Out		Q3				

PROJECT TITLE: TRWQCF Equipment Bays

CATEGORY: Muni (WQC) **CP #:** 20-043 **ID#:** 6006

PROJECT LOCATION: RWQCF

PROJECT DESCRIPTION:

This project will construct a pre-engineered metal building to store large equipment within the facility.

Project design is 90% complete. This project is on hold until funding is identified for construction.

PROJECT JUSTIFICATION:

Provide covered storage to keep equipment out of the elements

PROJECT LOCATION MAP/PHOTO:

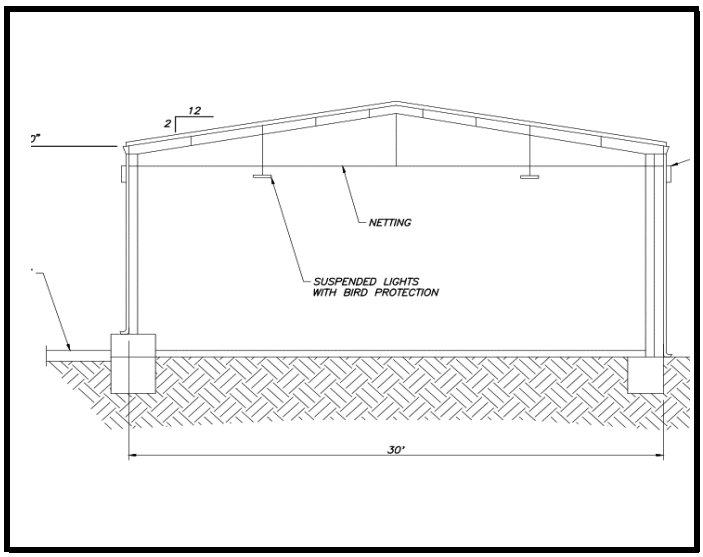

FISCAL IMPACT:

No General Fund Money will be spent with this project.

Expenditure Category (In $1,000s):	2024-25	2025-26	2026-27	2027-28	2028-29	Five Year
Preliminary Design						$ -
Environmental Clearances						$ -
Right-Of-Way Acquisition						$ -
Final Design & Bidding	$ 2					$ -
Construction Eng. & Project Management	$ 35					$ -
Construction	$ 345					$ -
Project Cost	$ 382	$ -	$ -	$ -	$ -	$ 382

Funding Source (In $1,000s):	2024-25	2025-26	2026-27	2027-28	2028-29	Five Year
Fund 410 - WQC Fund	$ 382					$ 382
						$ -
						$ -
						$ -
Funding Total	$ 382	$ -	$ -	$ -	$ -	$ 382

Estimated Project Schedule	2024	2025	2026	2027	2028	2029
Preliminary Design						
Environmental Clearances						
Right-of-Way Acquisition						
Final Design & Bidding	Q3					
Construction	Q4	Q1-Q2				
Project Close-Out		Q3				

PROJECT TITLE: Flotator No. 1 and No. 2 Rehabilitation Project

CATEGORY: Muni (WQC) **CP #:** **ID#:** 6007

PROJECT LOCATION: RWQCF

PROJECT DESCRIPTION:

The project will replace the support facilities for Flotation Clarifier No. 1 and 2. This project will replace the air delivery systems, electrical motor control centers and mechanical system including sludge pumping and grit conveyance pumps.

Project on hold while funding is TBD.

PROJECT JUSTIFICATION:

Past service life and capacity

PROJECT LOCATION MAP/PHOTO:

FISCAL IMPACT:

No General Fund Money will be spent with this project. Estimated project cost is $12,000,000.

Expenditure Category (In $1,000s):	2024-25	2025-26	2026-27	2027-28	2028-29	Five Year
Preliminary Design						$ -
Environmental Clearances						$ -
Right-Of-Way Acquisition						$ -
Final Design & Bidding	$ 50					$ 50
Construction Eng. & Project Management	$ 750					$ 750
Construction	$ 12,000					$ 12,000
Project Cost	$ 12,800	$ -	$ -	$ -	$ -	$ 12,800

Funding Source (In $1,000s):	2024-25	2025-26	2026-27	2027-28	2028-29	Five Year
Fund 410 - WQC Fund	$ 12,800					$ 12,800
						$ -
						$ -
						$ -
Funding Total	$ 12,800	$ -	$ -	$ -	$ -	$ 12,800

Estimated Project Schedule	2024	2025	2026	2027	2028	2029
Preliminary Design						
Environmental Clearances						
Right-of-Way Acquisition						
Final Design & Bidding						
Construction						
Project Close-Out						

PROJECT TITLE: Chlorine Building Re-Roof

CATEGORY: Muni (WQC) **CP #:** **ID#:** 6008

PROJECT LOCATION: RWQCF

PROJECT DESCRIPTION:

This project will replace the existing roof on the chlorination facility. Could be combined with project ID# 6009.

PROJECT LOCATION MAP/PHOTO:

PROJECT JUSTIFICATION:

Past service life.

FISCAL IMPACT:

No General Fund Money will be spent with this project.

Expenditure Category (In $1,000s):	2024-25	2025-26	2026-27	2027-28	2028-29	Five Year
Preliminary Design	$ 8					$ 8
Environmental Clearances						$ -
Right-Of-Way Acquisition						$ -
Final Design & Bidding	$ 4					$ 4
Construction Eng. & Project Management	$ 8					$ 8
Construction	$ 80					$ 80
Project Cost	$ 100	$ -	$ -	$ -	$ -	$ 100

Funding Source (In $1,000s):	2024-25	2025-26	2026-27	2027-28	2028-29	Five Year
Fund 410 - WQC Fund	$ 100					$ 100
						$ -
						$ -
						$ -
Funding Total	$ 100	$ -	$ -	$ -	$ -	$ 100

Estimated Project Schedule	2024	2025	2026	2027	2028	2029
Preliminary Design		Q1				
Environmental Clearances						
Right-of-Way Acquisition						
Final Design & Bidding		Q1				
Construction		Q1-Q2				
Project Close-Out		Q2				

PROJECT TITLE: Sludge Pump Station No. 2 Re-Roof Project

CATEGORY: Muni (WQC) **CP #:** **ID#:** 6009

PROJECT LOCATION: RWQCF

PROJECT DESCRIPTION:

This project will replace the existing roof on Sludge Pump Station No. 2. Could be combined with project ID# 6008.

PROJECT LOCATION MAP/PHOTO:

PROJECT JUSTIFICATION:

Past service life

FISCAL IMPACT:

No General Fund Money will be spent with this project.

Expenditure Category (In $1,000s):	2024-25	2025-26	2026-27	2027-28	2028-29	Five Year
Preliminary Design	$ 8					$ 8
Environmental Clearances						$ -
Right-Of-Way Acquisition						$ -
Final Design & Bidding	$ 4					$ 4
Construction Eng. & Project Management	$ 6					$ 6
Construction	$ 70					$ 70
Project Cost	$ 88	$ -	$ -	$ -	$ -	$ 88

Funding Source (In $1,000s):	2024-25	2025-26	2026-27	2027-28	2028-29	Five Year
Fund 410 - WQC Fund	$ 88					$ 88
						$ -
						$ -
						$ -
Funding Total	$ 88	$ -	$ -	$ -	$ -	$ 88

Estimated Project Schedule	2024	2025	2026	2027	2028	2029
Preliminary Design		Q1				
Environmental Clearances						
Right-of-Way Acquisition						
Final Design & Bidding		Q1				
Construction		Q1-Q2				
Project Close-Out		Q2				

PROJECT TITLE: In-Plant Waste Line Repair

CATEGORY: Muni (WQC) **CP #:** 23-030 **ID#:** 6010

PROJECT LOCATION: RWQCF

PROJECT DESCRIPTION:

Cured in place plastic (CIPP) lining of 24 in. diameter in plant drain from the in plant drain pump station to the degritters. Includes removal of existing manholes and replacement with polymer concrete manholes for corrosion protection.

PROJECT JUSTIFICATION:

The in plant drain line has been corroded over time due to H2S exposure. The top of the line has caved in near the employee parking lot for the operations building.

PROJECT LOCATION MAP/PHOTO:

FISCAL IMPACT:

No General Fund Money will be spent on this project. The majority of the construction cost will be paid in

Expenditure Category (In $1,000s):	2024-25	2025-26	2026-27	2027-28	2028-29	Five Year
Preliminary Design						$ -
Environmental Clearances						$ -
Right-Of-Way Acquisition						$ -
Final Design & Bidding						$ -
Construction Eng. & Project Management	$ 15					$ 15
Construction	$ 140					$ 140
Project Cost	$ 155	$ -	$ -	$ -	$ -	$ 155

Funding Source (In $1,000s):	2024-25	2025-26	2026-27	2027-28	2028-29	Five Year
Fund 410 - Water Quality Control	$ 155					$ 155
						$ -
						$ -
						$ -
Funding Total	$ 155	$ -	$ -	$ -	$ -	$ 155

Estimated Project Schedule	2024	2025	2026	2027	2028	2029
Preliminary Design						
Environmental Clearances						
Right-of-Way Acquisition						
Final Design & Bidding						
Construction	Q2 - Q3					
Project Close-Out	Q4					

PROJECT TITLE: Flume No. 1 and No. 2 Rehabilitation

CATEGORY: Muni (WQC) **CP #:** 6011 **ID#:**

PROJECT LOCATION: Flume #1 and Flume #2

PROJECT DESCRIPTION:

Subpart of Project ID# 6007 "Flotator No. 1 and No. 2 Rehabilitation Project" which includes demolition of the upper portion of the concrete flume structure, construct extension of concrete wall structure tied into existing, coat concrete surfaces, reinstall flumes, new gate valves.

PROJECT JUSTIFICATION:

Concrete has been heavily corroded due to hydrogen sulfide. This project is essential to mitigate potential for an emergency situation in case of the structure's failure.

PROJECT LOCATION MAP/PHOTO:



FISCAL IMPACT:

Expenditure Category (In $1,000s):	2024-25	2025-26	2026-27	2027-28	2028-29	Five Year
Preliminary Design						$ -
Environmental Clearances						$ -
Right-Of-Way Acquisition						$ -
Final Design & Bidding	$ 15					$ 15
Construction Eng. & Project Management	$ 150					$ 150
Construction	$ 1,000					$ 1,000
Project Cost	$ 1,165	$ -	$ -	$ -	$ -	$ 1,165

Funding Source (In $1,000s):	2024-25	2025-26	2026-27	2027-28	2028-29	Five Year
Fund 410 - Water Quality Control	$ 1,165					$ 1,165
						$ -
						$ -
						$ -
Funding Total	$ 1,165	$ -	$ -	$ -	$ -	$ 1,165

Estimated Project Schedule	2023	2024	2025	2026	2027	2028
Preliminary Design						
Environmental Clearances						
Right-of-Way Acquisition						
Final Design & Bidding						
Construction						
Project Close-Out						

PROJECT TITLE: Secondary Clarifier No. 4 Recoating

CATEGORY: Muni (WQC) **CP #:** 23-027 **ID#:** 6012

PROJECT LOCATION: Regional Water Quality Control Facility

PROJECT DESCRIPTION:

This project will rehabilitate the Secondary Clarifier No. 4 by installing a high performance coating system. The work also includes applying a coating system on all exterior surfaces of the RAS Pump Station above ground equipment.

PROJECT JUSTIFICATION:

The existing lining system is exhibiting isolated areas of metal loss mainly in the edges of the rake arms and feed well. Removing all the existing lining system and replacing with a three-coat epoxy system will extend the lifespan of the clarifier.

FISCAL IMPACT:

No General Fund will be spent on this project.

PROJECT LOCATION MAP/PHOTO:

Expenditure Category (In $1,000s):	2024-25	2025-26	2026-27	2027-28	2028-29	Five Year
Preliminary Design						$ -
Environmental Clearances						$ -
Right-Of-Way Acquisition						$ -
Final Design & Bidding						$ -
Construction Eng. & Project Management	*$ 10*					$ 10
Construction	*$ 200*					$ 200
Project Cost	$ 210	$ -	$ -	$ -	$ -	$ 210

Funding Source (In $1,000s):	2024-25	2025-26	2026-27	2027-28	2028-29	Five Year
Fund 410 - Water Quality Control	$ 210					$ 210
						$ -
						$ -
						$ -
Funding Total	$ 210	$ -	$ -	$ -	$ -	$ -

Estimated Project Schedule	2024	2025	2026	2027	2028	2029
Preliminary Design						
Environmental Clearances						
Right-of-Way Acquisition						
Final Design & Bidding	Q2					
Construction	Q3					
Project Close-Out	Q4					

PROJECT TITLE: Methane Phase Digester No. 7

CATEGORY: Muni (WQC) **CP #:** **ID#:** 6013

PROJECT LOCATION: Regional Water Quality Control Facility

PROJECT DESCRIPTION:

This project will add one additional methane phase digester similar in size to Methane Phase Digester No. 3.

PROJECT LOCATION MAP/PHOTO:



PROJECT JUSTIFICATION:

Methane Phase Digesters No. 1 & 2 are well past their service life and are no longer available for treatment. This project is neccesary to maintain and expand treatment capacity.

FISCAL IMPACT:

No General Fund will be spent on this project.

Expenditure Category (In $1,000s):	2024-25	2025-26	2026-27	2027-28	2028-29	Five Year
Preliminary Design	$ 1,875					$ 1,875
Environmental Clearances						$ -
Right-Of-Way Acquisition						$ -
Final Design & Bidding						$ -
Construction Eng. & Project Management						$ -
Construction		$ 5,313	$ 5,313			$ 10,625
Project Cost	$ 1,875	$ 5,313	$ 5,313	$ -	$ -	$ 12,500

Funding Source (In $1,000s):	2024-25	2025-26	2026-27	2027-28	2028-29	Five Year
Fund 410 - Water Quality Control	$ 1,875	$ 5,313	$ 5,313			$ 12,500
						$ -
						$ -
						$ -
Funding Total	$ 1,875	$ 5,313	$ 5,313	$ -	$ -	$ -

Estimated Project Schedule	2024	2025	2026	2027	2028	2029
Preliminary Design						
Environmental Clearances						
Right-of-Way Acquisition						
Final Design & Bidding						
Construction						
Project Close-Out						

PROJECT TITLE: Methane Phase Digester No. 8

CATEGORY: Muni (WQC) **CP #:** **ID#:** 6014

PROJECT LOCATION: Regional Water Quality Control Facility

PROJECT DESCRIPTION:

This project will add one additional methane phase digester similar in size to Methane Phase Digester No. 4.

PROJECT LOCATION MAP/PHOTO:



PROJECT JUSTIFICATION:

Methane Phase Digesters No. 1 & 2 are well past their service life and are no longer available for treatment. This project is neccesary to maintain and expand treatment capacity.

FISCAL IMPACT:

No General Fund will be spent on this project.

Expenditure Category (In $1,000s):	2024-25	2025-26	2026-27	2027-28	2028-29	Five Year
Preliminary Design		$ 1,875				$ 1,875
Environmental Clearances						$ -
Right-Of-Way Acquisition						$ -
Final Design & Bidding						$ -
Construction Eng. & Project Management						$ -
Construction			$ 5,313	$ 5,313		$ 10,625
Project Cost	$ -	$ 1,875	$ 5,313	$ 5,313	$ -	$ 12,500

Funding Source (In $1,000s):	2024-25	2025-26	2026-27	2027-28	2028-29	Five Year
Fund 410 - Water Quality Control		$ 1,875	$ 5,313	$ 5,313		$ 12,500
						$ -
						$ -
						$ -
Funding Total	$ -	$ 1,875	$ 5,313	$ 5,313	$ -	$ -

Estimated Project Schedule	2024	2025	2026	2027	2028	2029
Preliminary Design						
Environmental Clearances						
Right-of-Way Acquisition						
Final Design & Bidding						
Construction						
Project Close-Out						

PROJECT TITLE: Flotator No. 4

CATEGORY: Muni (WQC) **CP #:** **ID#:** 6015

PROJECT LOCATION: Regional Water Quality Control Facility

PROJECT DESCRIPTION:

This project will add Flotator NO. 4 to expand the primary sludge and grit handling system.

PROJECT LOCATION MAP/PHOTO:



PROJECT JUSTIFICATION:

This increases the treatment plant solids and liquid capacity to allow for growth and further redundancy.

FISCAL IMPACT:

No General Fund will be spent on this project.

Expenditure Category (In $1,000s):	2024-25	2025-26	2026-27	2027-28	2028-29	Five Year
Preliminary Design		$ 1,140				$ 1,140
Environmental Clearances						$ -
Right-Of-Way Acquisition						$ -
Final Design & Bidding						$ -
Construction Eng. & Project Management						$ -
Construction			$ 3,230	$ 3,230		$ 6,460
Project Cost	$ -	$ 1,140	$ 3,230	$ 3,230	$ -	$ 7,600

Funding Source (In $1,000s):	2024-25	2025-26	2026-27	2027-28	2028-29	Five Year
Fund 410 - Water Quality Control		$ 1,140	$ 3,230	$ 3,230		$ 7,600
						$ -
						$ -
						$ -
Funding Total	$ -	$ 1,140	$ 3,230	$ 3,230	$ -	$ -

Estimated Project Schedule	2024	2025	2026	2027	2028	2029
Preliminary Design						
Environmental Clearances						
Right-of-Way Acquisition						
Final Design & Bidding						
Construction						
Project Close-Out						

PROJECT TITLE: Aeration Basin No. 8, Blower No. 7

CATEGORY: Muni (WQC) **CP #:** **ID#:** 6016

PROJECT LOCATION: Regional Water Quality Control Facility

PROJECT DESCRIPTION:

This project will add Aeration Basin 8 and Blower 7.

PROJECT LOCATION MAP/PHOTO:



PROJECT JUSTIFICATION:

This increases the treatment plant solids and hydraulic capacity to allow for growth, further redundancy, and permit compliance.

FISCAL IMPACT:

No General Fund will be spent on this project.

Expenditure Category (In $1,000s):	2024-25	2025-26	2026-27	2027-28	2028-29	Five Year
Preliminary Design		$ 1,050				$ 1,050
Environmental Clearances						$ -
Right-Of-Way Acquisition						$ -
Final Design & Bidding						$ -
Construction Eng. & Project Management						$ -
Construction			$ 2,975	$ 2,975		$ 5,950
Project Cost	$ -	$ 1,050	$ 2,975	$ 2,975	$ -	$ 7,000

Funding Source (In $1,000s):	2024-25	2025-26	2026-27	2027-28	2028-29	Five Year
Fund 410 - Water Quality Control		$ 1,050	$ 2,975	$ 2,975		$ 7,000
						$ -
						$ -
						$ -
Funding Total	$ -	$ 1,050	$ 2,975	$ 2,975	$ -	$ -

Estimated Project Schedule	2024	2025	2026	2027	2028	2029
Preliminary Design						
Environmental Clearances						
Right-of-Way Acquisition						
Final Design & Bidding						
Construction						
Project Close-Out						

PROJECT TITLE: Aeration Basin No. 9, Denitrification

CATEGORY: Muni (WQC) **CP #:** **ID#:** 6017

PROJECT LOCATION: Regional Water Quality Control Facility

PROJECT DESCRIPTION:

This project will add Aeration Basin 9 and improve denitrification capacity.

PROJECT LOCATION MAP/PHOTO:



PROJECT JUSTIFICATION:

This increases the treatment plant solids and hydraulic capacity to allow for growth, further redundancy, and permit compliance.

FISCAL IMPACT:

No General Fund will be spent on this project.

Expenditure Category (In $1,000s):	2024-25	2025-26	2026-27	2027-28	2028-29	Five Year
Preliminary Design		$ 1,538				$ 1,538
Environmental Clearances						$ -
Right-Of-Way Acquisition						$ -
Final Design & Bidding						$ -
Construction Eng. & Project Management						$ -
Construction			$ 4,356	$ 4,356		$ 8,713
Project Cost	$ -	$ 1,538	$ 4,356	$ 4,356	$ -	$ 10,250

Funding Source (In $1,000s):	2024-25	2025-26	2026-27	2027-28	2028-29	Five Year
Fund 413 - Water Quality Control		$ 1,538	$ 4,356	$ 4,356		$ 10,250
						$ -
						$ -
						$ -
Funding Total	$ -	$ 1,538	$ 4,356	$ 4,356	$ -	$ -

Estimated Project Schedule	2024	2025	2026	2027	2028	2029
Preliminary Design						
Environmental Clearances						
Right-of-Way Acquisition						
Final Design & Bidding						
Construction						
Project Close-Out						

PROJECT TITLE: Complete SCADA Upgrade

CATEGORY: Muni (WQC) **CP #:** **ID#:** 6018

PROJECT LOCATION: Regional Water Quality Control Facility

PROJECT DESCRIPTION:

This project will finish upgrading the facility SCADA system from HSQ to VTSCADA.

PROJECT LOCATION MAP/PHOTO:



PROJECT JUSTIFICATION:

The HSQ SCADA system has become unreliable and The City began replacing it with VTSCADA with the City Wide Chlorination Program and the Treatment Plant has been slowly replacing it piecemeal when new projects are completed. This project will ensure the final completion of the transition and ensure the stability and functionality of the treatment plant SCADA system.

FISCAL IMPACT:

No General Fund will be spent on this project.

Expenditure Category (In $1,000s):	2024-25	2025-26	2026-27	2027-28	2028-29	Five Year
Preliminary Design		$ 1,650				$ 1,650
Environmental Clearances						$ -
Right-Of-Way Acquisition						$ -
Final Design & Bidding						$ -
Construction Eng. & Project Management						$ -
Construction			$ 6,800	$ 6,800		$ 13,600
Project Cost	$ -	$ 1,650	$ 6,800	$ 6,800	$ -	$ 15,250

Funding Source (In $1,000s):	2024-25	2025-26	2026-27	2027-28	2028-29	Five Year
Fund 410 - Water Quality Control		$ 1,650	$ 6,800	$ 6,800		$ 15,250
						$ -
						$ -
						$ -
Funding Total	$ -	$ 1,650	$ 6,800	$ 6,800	$ -	$ -

Estimated Project Schedule	2024	2025	2026	2027	2028	2029
Preliminary Design						
Environmental Clearances						
Right-of-Way Acquisition						
Final Design & Bidding						
Construction						
Project Close-Out						

PROJECT TITLE: Sewer Replacement in Alley Behind Broadway

CATEGORY: Muni (Sewer) **CP #:** 19-48 **ID#:** 7001

PROJECT LOCATION: Alley behind Broadway (Calvary Chapel)

PROJECT DESCRIPTION:

This project consists of removing 384 LF of 6" VCP and replacing with 8" PVC SDR-26, connecting sewer service laterals, utility trenching, trench patching , modifying manholes bases to match inverts, cutting and capping sewer laterals, constructing a valley gutter, and alley approach, CCTV inspection, a sewer bypass system, and other associated work.

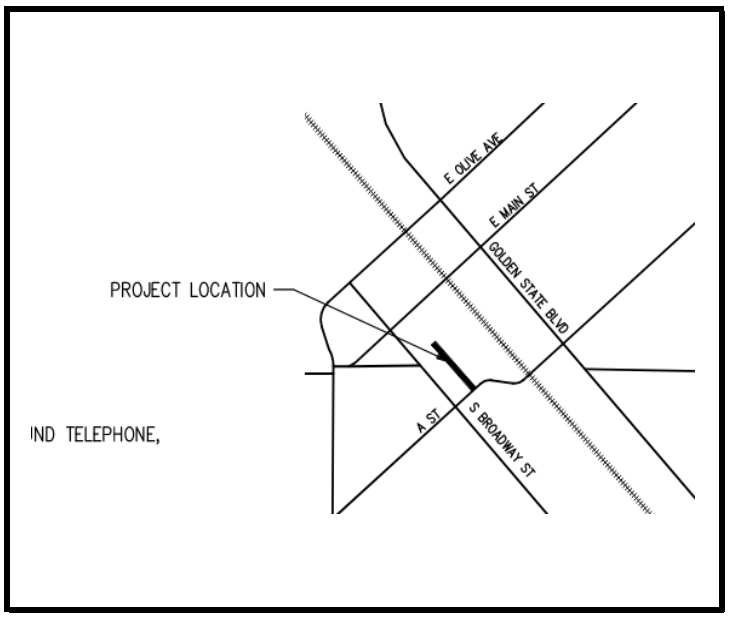

PROJECT JUSTIFICATION:

The existing sewer main has exceeded it's life cycle. It needs to be replaced.

FISCAL IMPACT:

No General Fund Money will be spent with this project.

Expenditure Category (In $1,000s):	2024-25	2025-26	2026-27	2027-28	2028-29	Five Year
Preliminary Design						$ -
Environmental Clearances						$ -
Right-Of-Way Acquisition						$ -
Final Design & Bidding						$ -
Construction Eng. & Project Management	$ 10					$ 10
Construction	$ 25					$ 25
Project Cost	$ 35	$ -	$ -	$ -	$ -	$ 35

Funding Source (In $1,000s):	2024-25	2025-26	2026-27	2027-28	2028-29	Five Year
Fund 410 - Water Quality Control						$ -
						$ -
						$ -
						$ -
Funding Total	$ -	$ -	$ -	$ -	$ -	$ -

Estimated Project Schedule	2024	2025	2026	2027	2028	2029
Preliminary Design						
Environmental Clearances						
Right-of-Way Acquisition						
Final Design & Bidding	Q1-Q2					
Construction	Q2-Q3					
Project Close-Out	Q3					

PROJECT TITLE: Sanitary Sewer Lift Stations 9, 42 & 55 Upgrades

CATEGORY: Muni (Sewer) **CP #:** 19-50 **ID#:** 7002

PROJECT LOCATION: Sewer Lift Stations 9, 42, 55

PROJECT DESCRIPTION:
Replace submersible pumps, sewer force main utilities, replace existing concrete and asphalt

PROJECT LOCATION MAP/PHOTO:



PROJECT JUSTIFICATION:
Aging infrastructure is in need of replacement

FISCAL IMPACT:
No General Fund Money will be spent with this project.

Expenditure Category (In $1,000s):	2024-25	2025-26	2025-26	2026-27	2028-29	Five Year
Preliminary Design						$ -
Environmental Clearances						$ -
Right-Of-Way Acquisition						$ -
Final Design & Bidding						$ -
Construction Eng. & Project Management						$ -
Construction						$ -
Project Cost	$ -	$ -	$ -	$ -	$ -	$ -

Funding Source (In $1,000s):	2024-25	2025-26	2025-26	2026-27	2028-29	Five Year
						$ -
						$ -
						$ -
						$ -
Funding Total	$ -	$ -	$ -	$ -	$ -	$ -

Estimated Project Schedule	2023	2024	2025	2026	2027	2028
Preliminary Design						
Environmental Clearances						
Right-of-Way Acquisition						
Final Design & Bidding						
Construction						
Project Close-Out						

COMPLETED

PROJECT TITLE: Utility Replacement in the Southeast Quadrant

CATEGORY: Muni (Sewer) **CP #:** **ID#:** 7003

PROJECT LOCATION: Rose St. Cooper Ave, Oak St., Berkeley Ave, and Three Alleys

PROJECT DESCRIPTION:

Replacement of various sewer, some water, possibly some storm. Project locations also include alley between Cooper and Cahill, alley between Cahill and Marhsall, and alley between Marshall and Sycamore.

PROJECT LOCATION MAP/PHOTO:

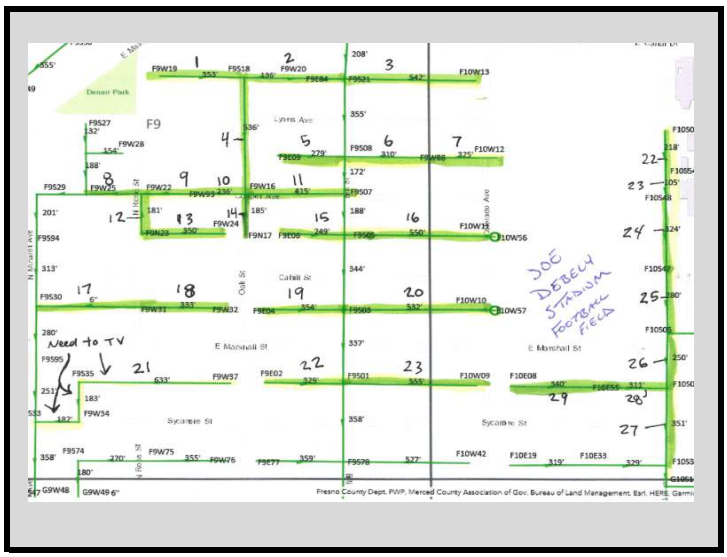

PROJECT JUSTIFICATION:

Aging infrastructure is in need of replacement.

FISCAL IMPACT:

No General Fund Money will be spent with this project.

Expenditure Category (In $1,000s):	2024-25	2025-26	2025-26	2026-27	2028-29	Five Year
Preliminary Design	$ 330					$ 330
Environmental Clearances						$ -
Right-Of-Way Acquisition						$ -
Final Design & Bidding		$ 17				$ 17
Construction Eng. & Project Management		$ 220				$ 220
Construction		$ 4,400				$ 4,400
Project Cost	$ 330	$ 4,637	$ -	$ -	$ -	$ 4,967

Funding Source (In $1,000s):	2024-25	2025-26	2025-26	2026-27	2028-29	Five Year
Fund 410 - Water Quality Control	$ 220	$ 3,091				$ 3,311
Fund 420 - Water Enterprise	$ 110	$ 1,546				$ 1,656
						$ -
						$ -
Funding Total	$ 330	$ 4,637	$ -	$ -	$ -	$ 4,967

Estimated Project Schedule	2024	2025	2026	2027	2028	2029
Preliminary Design	Q3-Q4					
Environmental Clearances						
Right-of-Way Acquisition						
Final Design & Bidding		Q1				
Construction		Q1-Q3				
Project Close-Out		Q4				

PROJECT TITLE: Upgrade Town Center Sewer Lift Gravity Feed Line

CATEGORY: Muni (Sewer) **CP #:** **ID#:** 7004

PROJECT LOCATION: Upgrade Town Center Sewer Lift Gravity Feed Line (SS lift station no. 9)

PROJECT DESCRIPTION:

Increase the size of the gravity feed line at the sanitary sewer lift station no. 9.

Project on hold for now based on operations recent experiences monitoring this location.

PROJECT JUSTIFICATION:

It had been noted in the past that the feed line to the lift station may be undersized.

PROJECT LOCATION MAP/PHOTO:



FISCAL IMPACT:

No General Fund Money will be spent with this project.

Expenditure Category (In $1,000s):	2024-25	2025-26	2025-26	2026-27	2028-29	Five Year
Preliminary Design						$ -
Environmental Clearances						$ -
Right-Of-Way Acquisition						$ -
Final Design & Bidding						$ -
Construction Eng. & Project Management						$ -
Construction						$ -
Project Cost	$ -	$ -	$ -	$ -	$ -	$ -

Funding Source (In $1,000s):	2024-25	2025-26	2025-26	2026-27	2028-29	Five Year
Fund 410 - Water Quality Control	$ -					$ -
						$ -
						$ -
						$ -
Funding Total	$ -	$ -	$ -	$ -	$ -	$ -

Estimated Project Schedule	2023	2024	2025	2026	2027	2028
Preliminary Design						
Environmental Clearances						
Right-of-Way Acquisition						
Final Design & Bidding						
Construction						
Project Close-Out						

PROJECT TITLE: Tully Road Sewer Main Repair and Evaluation

CATEGORY: Muni (Sewer) **CP #:** 23-051 **ID#:** 7005

PROJECT LOCATION: Tully Rd between Tuolumne Rd and Fulkerth Rd

PROJECT DESCRIPTION:

This project repair approximately 2,655 linear feet of a 33 inch sewer main. CIPP lining will be installed to extend the service life and condition of the existing sewer main.

PROJECT LOCATION MAP/PHOTO:

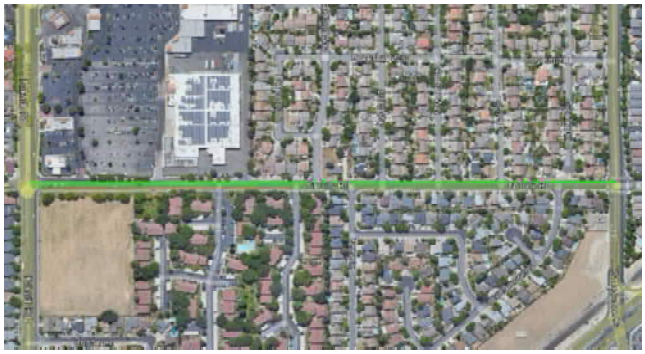

PROJECT JUSTIFICATION:

The existing sewer main pipeline is past its useful life and is in need of repair or replacement. A large sink hole developed upstream of the segment in question near the intersection of Tuolumne Road and N. Golden State Boulevard in late 2019. CCTV was captured by City Staff and confirms that the downstream segment of pipe is

FISCAL IMPACT:

No General Fund money will be used on this project.

Expenditure Category (In $1,000s):	2024-25	2025-26	2026-27	2027-28	2028-29	Five Year
Preliminary Design						$ -
Environmental Clearances						$ -
Right-Of-Way Acquisition						$ -
Final Design & Bidding	$ 10					$ 10
Construction Eng. & Project Management	$ 50					$ 50
Construction	$ 2,270					$ 2,270
Project Cost	$ 2,330	$ -	$ -	$ -	$ -	$ 2,330

Funding Source (In $1,000s):	2024-25	2025-26	2026-27	2027-28	2028-29	Five Year
Fund 410 - Water Quality Control	$ 2,355					$ 2,355
						$ -
						$ -
						$ -
Funding Total	$ 2,355	$ -	$ -	$ -	$ -	$ -

Estimated Project Schedule	2024	2025	2026	2027	2028	2029
Preliminary Design	Q1-Q2					
Environmental Clearances						
Right-of-Way Acquisition						
Final Design & Bidding	Q3					
Construction	Q4	Q1				
Project Close-Out	Q4	Q1				

PROJECT TITLE: Morgan Ranch Sewer Lift Station

CATEGORY: Muni (Sewer) **CP #:** 24-025 **ID#:** 7004

PROJECT LOCATION: Golf Rd & Glenwood

PROJECT DESCRIPTION:

Address growth related improvement. Two pumps with capacity of 1.2 MGD. Listed in Sewer Master Plan as Improvement LS-MR.

PROJECT LOCATION MAP/PHOTO:



PROJECT JUSTIFICATION:

Support development of the Master Ranch Master Plan area.

FISCAL IMPACT:

No General Fund Money will be spent with this project.

Expenditure Category (In $1,000s):	2024-25	2025-26	2025-26	2026-27	2028-29	Five Year
Preliminary Design	$ 120					$ 120
Environmental Clearances	$ 5					$ 5
Right-Of-Way Acquisition	$ 30					$ 30
Final Design & Bidding	$ 6					$ 6
Construction Eng. & Project Management	$ 120					$ 120
Construction	$ 1,200					$ 1,200
Project Cost	$ 1,481	$ -	$ -	$ -	$ -	$ 1,481

Funding Source (In $1,000s):	2024-25	2025-26	2025-26	2026-27	2028-29	Five Year
Fund 414 - Sewer Line/Trunk Construction	$ 1,481					$ 1,481
						$ -
						$ -
						$ -
Funding Total	$ 1,481	$ -	$ -	$ -	$ -	$ 1,481

Estimated Project Schedule	2023	2024	2025	2026	2027	2028
Preliminary Design						
Environmental Clearances						
Right-of-Way Acquisition						
Final Design & Bidding						
Construction						
Project Close-Out						

PROJECT TITLE: Assess ASR well at Dianne Pond

CATEGORY: Muni (Storm) **CP #:** **ID#:** 8001

PROJECT LOCATION: Dianne Pond

PROJECT DESCRIPTION:
Assess addition of an aquifer storage and recovery (ASR) well.

PROJECT LOCATION MAP/PHOTO:

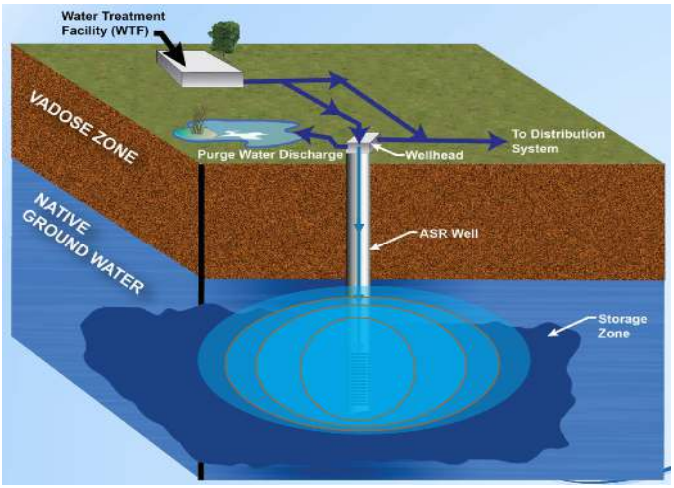

PROJECT JUSTIFICATION:
ASR wells provide groundwater storage for later recovery and also provide benefits for groundwater recharge.

FISCAL IMPACT:
No General Fund Money will be spent with this project.

Expenditure Category (In $1,000s):	2024-25	2025-26	2026-27	2027-28	2028-29	Five Year
Preliminary Design	$ 55					$ 55
Environmental Clearances						$ -
Right-Of-Way Acquisition						$ -
Final Design & Bidding						$ -
Construction Eng. & Project Management						$ -
Construction						$ -
Project Cost	$ 55	$ -	$ -	$ -	$ -	$ 55

Funding Source (In $1,000s):	2024-25	2025-26	2026-27	2027-28	2028-29	Five Year
TBD	$ 55					$ 55
						$ -
						$ -
						$ -
Funding Total	$ 55	$ -	$ -	$ -	$ -	$ 55

Estimated Project Schedule	2024	2025	2026	2027	2028	2029
Preliminary Design						
Environmental Clearances						
Right-of-Way Acquisition						
Final Design & Bidding						
Construction						
Project Close-Out						

PROJECT TITLE: Taylor Road Storm Drain Improvements

CATEGORY: Muni (Storm) **CP #:** **ID#:** 8002

PROJECT LOCATION: Taylor Road

PROJECT DESCRIPTION:

Improvements to storm water drainage on Taylor Road such as a linear drainage system (French drain), or other conveyance system.

Timing and scope for improvements to be determined based on funding available.

PROJECT JUSTIFICATION:

Taylor Rd. experiences flooding during heavy rain events.

PROJECT LOCATION MAP/PHOTO:

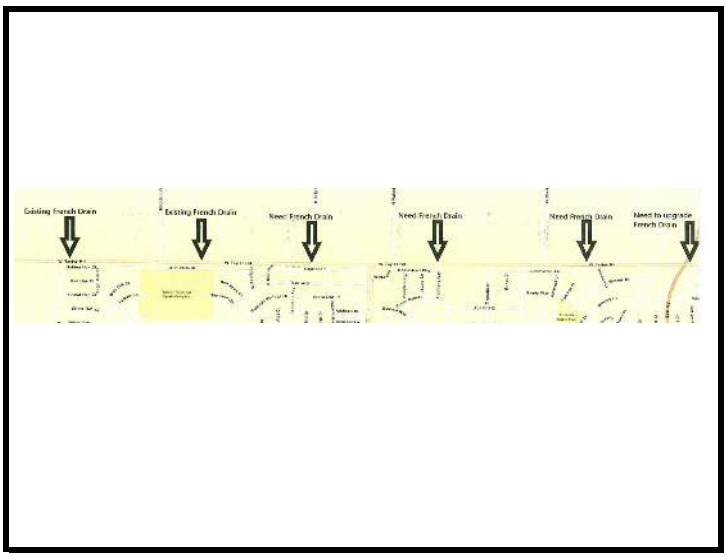

FISCAL IMPACT:

No General Fund Money will be spent with this project.

Expenditure Category (In $1,000s):	2024-25	2025-26	2026-27	2027-28	2028-29	Five Year
Preliminary Design						$ -
Environmental Clearances						$ -
Right-Of-Way Acquisition						$ -
Final Design & Bidding						$ -
Construction Eng. & Project Management						$ -
Construction						$ -
Project Cost	$ -	$ -	$ -	$ -	$ -	$ -

Funding Source (In $1,000s):	2024-25	2025-26	2026-27	2027-28	2028-29	Five Year
TBD						$ -
						$ -
						$ -
						$ -
Funding Total	$ -	$ -	$ -	$ -	$ -	$ -

Estimated Project Schedule	2024	2025	2026	2027	2028	2029
Preliminary Design						
Environmental Clearances						
Right-of-Way Acquisition						
Final Design & Bidding						
Construction						
Project Close-Out						

PROJECT TITLE: Johnson Road Storm Drain Line Upsize

CATEGORY: Muni (Storm) **CP #:** 24-024 **ID#:** 8003

PROJECT LOCATION: Johnson Rd from Zinfandel to Canal Dr.

PROJECT DESCRIPTION:

Replace existing 8", 12", and 15" dia. pipe from Marshall St. to Canal St. with 30" dia. pipe. Reference improvement no. ESD-11 in stormwater master plan. Replace pump station.

PROJECT JUSTIFICATION:

Flooding occurs during during heavy rain events.

PROJECT LOCATION MAP/PHOTO:



FISCAL IMPACT:

No General Fund Money will be spent with this project. Staff is evaluating whether state grant funding may be available for this project.

Expenditure Category (In $1,000s):	2024-25	2025-26	2026-27	2027-28	2028-29	Five Year
Preliminary Design						$ -
Environmental Clearances						$ -
Right-Of-Way Acquisition						$ -
Final Design & Bidding						$ -
Construction Eng. & Project Management						$ -
Construction						$ -
Project Cost	$ -	$ -	$ -	$ -	$ -	$ -

Funding Source (In $1,000s):	2024-25	2025-26	2026-27	2027-28	2028-29	Five Year
Fund 411 - Storm Drainage Construction						$ -
						$ -
						$ -
						$ -
Funding Total	$ -	$ -	$ -	$ -	$ -	$ -

Estimated Project Schedule	2024	2025	2026	2027	2028	2029
Preliminary Design						
Environmental Clearances						
Right-of-Way Acquisition						
Final Design & Bidding						
Construction						
Project Close-Out						

PROJECT TITLE: Dianne Pond Force Main S/E to Existing 24" Storm Line

CATEGORY: Muni (Storm) **CP #:** **ID#:** 8004

PROJECT LOCATION: Dianne Pond

PROJECT DESCRIPTION:

Diane Pond force main S/E to existing 24" storm line. Could possibly be combined with a project to increase capacity at Dianne Pond.

PROJECT JUSTIFICATION:

PROJECT LOCATION MAP/PHOTO:



FISCAL IMPACT:

No General Fund Money will be spent with this project.

Expenditure Category (In $1,000s):	2024-25	2025-26	2025-26	2026-27	2028-29	Five Year
Preliminary Design						$ -
Environmental Clearances						$ -
Right-Of-Way Acquisition						$ -
Final Design & Bidding						$ -
Construction Eng. & Project Management						$ -
Construction						$ -
Project Cost	$ -	$ -	$ -	$ -	$ -	$ -

Funding Source (In $1,000s):	2024-25	2025-26	2025-26	2026-27	2028-29	Five Year
TBD						$ -
						$ -
						$ -
						$ -
Funding Total	$ -	$ -	$ -	$ -	$ -	$ -

Estimated Project Schedule	2024	2025	2026	2027	2028	2029
Preliminary Design						
Environmental Clearances						
Right-of-Way Acquisition						
Final Design & Bidding						
Construction						
Project Close-Out						

PROJECT TITLE: Olive Ave, Golden St. Blvd. (Thor St. to s/e of Minerva) MP ESD-50

CATEGORY: Muni (Storm) **CP #:** **ID#:** 8005

PROJECT LOCATION: Olive Ave, Golden St. Blvd. (Thor St. to s/e of Minerva) MP ESD-50

PROJECT DESCRIPTION:

Install approx. 3,490 lineal feet of new 36" dia. storm drain pipe.

PROJECT JUSTIFICATION:

Listed in SWMP and SSMP. Remove storm drain connection from sewer system.

PROJECT LOCATION MAP/PHOTO:

FISCAL IMPACT:

No General Fund Money will be spent on this project.

Expenditure Category (In $1,000s):	2024-25	2025-26	2025-26	2026-27	2028-29	Five Year
Preliminary Design		$ 150				$ 150
Environmental Clearances						$ -
Right-Of-Way Acquisition						$ -
Final Design & Bidding		$ 7				$ 7
Construction Eng. & Project Management		$ 150				$ 150
Construction		$ 2,300				$ 2,300
Project Cost	$ -	$ 2,607	$ -	$ -	$ -	$ 2,607

Funding Source (In $1,000s):	2024-25	2025-26	2025-26	2026-27	2028-29	Five Year
TBD						$ -
						$ -
						$ -
						$ -
Funding Total	$ -	$ -	$ -	$ -	$ -	$ -

Estimated Project Schedule	2024	2025	2026	2027	2028	2029
Preliminary Design						
Environmental Clearances						
Right-of-Way Acquisition						
Final Design & Bidding						
Construction						
Project Close-Out						

PROJECT TITLE: F St. (8th St. to Lander) MP ESD-53

CATEGORY: Muni (Storm) **CP #:** **ID#:** 8006

PROJECT LOCATION: F St. (8th St. to Lander) MP ESD-53

PROJECT DESCRIPTION:

Install approx. 680 lineal feet of new 36" dia. storm drain pipe. Connect existing stormwater infrastructure on F St to the new proposed 60-inch pipeline along Lander Ave with a new 36-inch pipeline (ESD-53)

PROJECT JUSTIFICATION:

Listed in SWMP and SSMP. Remove storm drain connection from sewer system.

PROJECT LOCATION MAP/PHOTO:

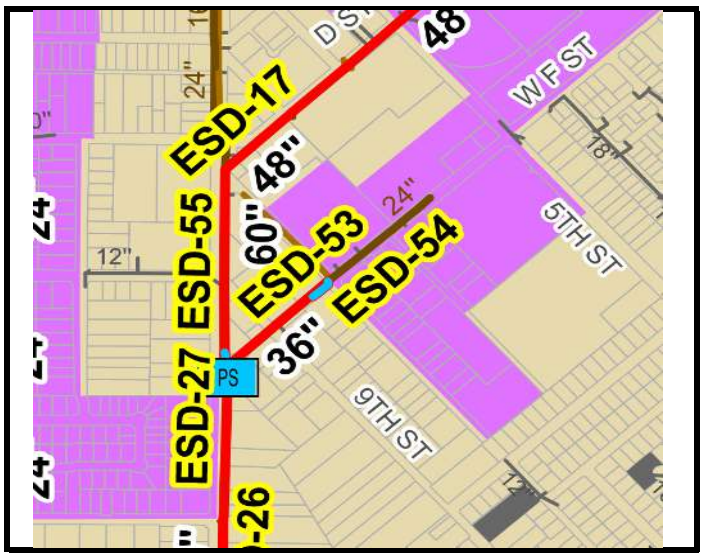

FISCAL IMPACT:

No General Fund Money will be spent on this project.

Expenditure Category (In $1,000s):	2024-25	2025-26	2025-26	2026-27	2028-29	Five Year
Preliminary Design		$ 60				$ 60
Environmental Clearances						$ -
Right-Of-Way Acquisition						$ -
Final Design & Bidding		$ 7				$ 7
Construction Eng. & Project Management		$ 60				$ 60
Construction		$ 500				$ 500
Project Cost	$ -	$ 627	$ -	$ -	$ -	$ 627

Funding Source (In $1,000s):	2024-25	2025-26	2025-26	2026-27	2028-29	Five Year
TBD						$ -
						$ -
						$ -
						$ -
Funding Total	$ -	$ -	$ -	$ -	$ -	$ -

Estimated Project Schedule	2024	2025	2026	2027	2028	2029
Preliminary Design						
Environmental Clearances						
Right-of-Way Acquisition						
Final Design & Bidding						
Construction						
Project Close-Out						

PROJECT TITLE: Lander Ave. (D St. to E St.) MP ESD-55

CATEGORY: Muni (Storm) **CP #:** **ID#:** 8007

PROJECT LOCATION: Lander Ave. (D St. to E St.) MP ESD-55

PROJECT DESCRIPTION:

Replace 950 lineal feet of 42" dia. storm drain pipe with new 60" dia. pipe.

PROJECT LOCATION MAP/PHOTO:

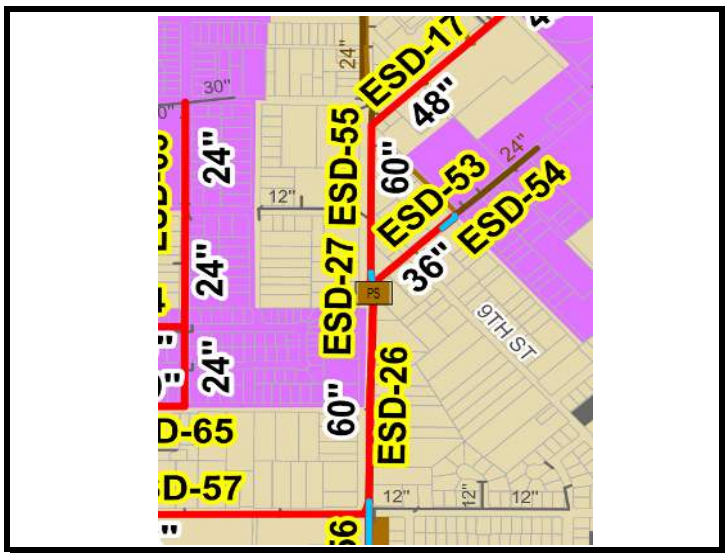

PROJECT JUSTIFICATION:

Listed in SWMP and SSMP. Remove storm drain connection from sewer system.

FISCAL IMPACT:

No General Fund Money will be spent on this project.

Expenditure Category (In $1,000s):	2024-25	2024-25	2025-26	2026-27	2027-28	Five Year
Preliminary Design		$ 100				$ 100
Environmental Clearances						$ -
Right-Of-Way Acquisition						$ -
Final Design & Bidding		$ 7				$ 7
Construction Eng. & Project Management		$ 100				$ 100
Construction		$ 1,000				$ 1,000
Project Cost	$ -	$ 1,207	$ -	$ -	$ -	$ 1,207

Funding Source (In $1,000s):	2024-25	2024-25	2025-26	2026-27	2027-28	Five Year
TBD						$ -
						$ -
						$ -
						$ -
Funding Total	$ -	$ -	$ -	$ -	$ -	$ -

Estimated Project Schedule	2024	2025	2026	2027	2028	2029
Preliminary Design						
Environmental Clearances						
Right-of-Way Acquisition						
Final Design & Bidding						
Construction						
Project Close-Out						

PROJECT TITLE: Storm Lines between Fulerton and Santa Ynez Ave

CATEGORY: Muni (Storm) **CP #:** **ID#:** 8008

PROJECT LOCATION: Fulerton and Santa Ynez Ave

PROJECT DESCRIPTION:

Upgrade storm lines between Fulerton and Santa Ynez Ave.

PROJECT LOCATION MAP/PHOTO:



PROJECT JUSTIFICATION:

This area floods and surcharges. Storm main capacity would need to be investigated.

FISCAL IMPACT:

No General Fund Money will be spent on this project.

Expenditure Category (In $1,000s):	2024-25	2025-26	2025-26	2026-27	2028-29	Five Year
Preliminary Design						$ -
Environmental Clearances						$ -
Right-Of-Way Acquisition						$ -
Final Design & Bidding						$ -
Construction Eng. & Project Management						$ -
Construction						$ -
Project Cost	$ -	$ -	$ -	$ -	$ -	$ -

Funding Source (In $1,000s):	2024-25	2025-26	2025-26	2026-27	2028-29	Five Year
TBD						$ -
						$ -
						$ -
						$ -
Funding Total	$ -	$ -	$ -	$ -	$ -	$ -

Estimated Project Schedule	2024	2025	2026	2027	2028	2029
Preliminary Design						
Environmental Clearances						
Right-of-Way Acquisition						
Final Design & Bidding						
Construction						
Project Close-Out						

PROJECT TITLE: Storm Drainage Replacement and Upsizing at Donnelly Park

CATEGORY: Muni (Storm) **CP #:** **ID#:** 8009

PROJECT LOCATION: Donnelly Park

PROJECT DESCRIPTION:

TBD

PROJECT LOCATION MAP/PHOTO:



PROJECT JUSTIFICATION:

FISCAL IMPACT:

No General Fund Money will be spent on this project.

Expenditure Category (In $1,000s):	2024-25	2024-25	2025-26	2026-27	2027-28	Five Year
Preliminary Design						$ -
Environmental Clearances						$ -
Right-Of-Way Acquisition						$ -
Final Design & Bidding						$ -
Construction Eng. & Project Management						$ -
Construction						$ -
Project Cost	$ -	$ -	$ -	$ -	$ -	$ -

Funding Source (In $1,000s):	2024-25	2024-25	2025-26	2026-27	2027-28	Five Year
TBD						$ -
						$ -
						$ -
						$ -
Funding Total	$ -	$ -	$ -	$ -	$ -	$ -

Estimated Project Schedule	2024	2025	2026	2027	2028	2029
Preliminary Design						
Environmental Clearances						
Right-of-Way Acquisition						
Final Design & Bidding						
Construction						
Project Close-Out						

PROJECT TITLE: Armory Project

CATEGORY: Parks and Community Facilities **CP #:** **ID#:** 9001

PROJECT LOCATION: 1040 Flower Street

PROJECT DESCRIPTION:

Re-purpose the decommissioed armory site. Scope TBD.

PROJECT LOCATION MAP/PHOTO:



PROJECT JUSTIFICATION:

Purpose and need is TBD.

FISCAL IMPACT:

Staff will look for grant funding opportunities such as CDBG

Expenditure Category (In $1,000s):	2024-25	2025-26	2026-27	2027-28	2028-29	Five Year
Preliminary Design						$ -
Environmental Clearances						$ -
Right-Of-Way Acquisition						$ -
Final Design & Bidding						$ -
Construction Eng. & Project Management						$ -
Construction						$ -
Project Cost	$ -	$ -	$ -	$ -	$ -	$ -

Funding Source (In $1,000s):	2024-25	2025-26	2026-27	2027-28	2028-29	Five Year
Fund 255 - CDBG						$ -
						$ -
						$ -
						$ -
Funding Total	$ -	$ -	$ -	$ -	$ -	$ -

Estimated Project Schedule	2024	2025	2026	2027	2028	2029
Preliminary Design						
Environmental Clearances						
Right-of-Way Acquisition						
Final Design & Bidding						
Construction						
Project Close-Out						

PROJECT TITLE: Chamber Roof Re-Placement

CATEGORY: Parks and Community Facilities **CP #:** **ID#:** 9002

PROJECT LOCATION: 115 S. Golden State Blvd

PROJECT DESCRIPTION:

Apply a roof overlay over the existing roof.

PROJECT LOCATION MAP/PHOTO:



PROJECT JUSTIFICATION:

The existing roofs life expectancy is up in 2022. We have had to have leaks repaired in the past.

FISCAL IMPACT:

Capital Improvement/City matched funds.

Expenditure Category (In $1,000s):	2024-25	2025-26	2026-27	2027-28	2028-29	Five Year
Preliminary Design						$ -
Environmental Clearances						$ -
Right-Of-Way Acquisition						$ -
Final Design & Bidding						$ -
Construction Eng. & Project Management		$ 4				$ 4
Construction		$ 50				$ 50
Project Cost	$ -	$ 54	$ -	$ -	$ -	$ 54

Funding Source (In $1,000s):	2024-25	2025-26	2026-27	2027-28	2028-29	Five Year
Fund 301 - General Fund		$ 54				$ 54
						$ -
						$ -
						$ -
Funding Total	$ -	$ 54	$ -	$ -	$ -	$ 54

Estimated Project Schedule	2024	2025	2026	2027	2028	2029
Preliminary Design						
Environmental Clearances						
Right-of-Way Acquisition						
Final Design & Bidding						
Construction						
Project Close-Out						

PROJECT TITLE: City Hall A/C Replacement

CATEGORY: Parks and Community Facilities **CP #:** **ID#:** 9003

PROJECT LOCATION: City Hall

PROJECT DESCRIPTION:

Remove and replace old A/C units.
5 units have been replaced and 5 remain to be replaced.

PROJECT LOCATION MAP/PHOTO:

NO IMAGE AVAILABLE

PROJECT JUSTIFICATION:
By the year 2020 many of the A/C units will be 20 years old and subject to failure.

FISCAL IMPACT:
No General Fund Money will be used for this project.

Expenditure Category (In $1,000s):	2024-25	2025-26	2026-27	2027-28	2028-29	Five Year
Preliminary Design		$ 8				$ 8
Environmental Clearances						$ -
Right-Of-Way Acquisition						$ -
Final Design & Bidding		$ 4				$ 4
Construction Eng. & Project Management		$ 12				$ 12
Construction		$ 160				$ 160
Project Cost	$ -	$ 184	$ -	$ -	$ -	$ 184

Funding Source (In $1,000s):	2024-25	2025-26	2026-27	2027-28	2028-29	Five Year
Fund 240 - Small Equip. Replacement		$ 185				$ 185
						$ -
						$ -
						$ -
Funding Total	$ -	$ 185	$ -	$ -	$ -	$ 185

Estimated Project Schedule	2024	2025	2026	2027	2028	2029
Preliminary Design						
Environmental Clearances						
Right-of-Way Acquisition						
Final Design & Bidding						
Construction		TBD				
Project Close-Out						

PROJECT TITLE: Columbia Pool

CATEGORY: Parks and Community Facilities **CP #:** 19-51 **ID#:** 9004

PROJECT LOCATION: 600 Columbia Street

PROJECT DESCRIPTION:

Construct new pool, pool pump, support buildings, restrooms, and site improvements.

PROJECT JUSTIFICATION:

The original pool did not meet ADA compliance requirements and was very old.

PROJECT LOCATION MAP/PHOTO:

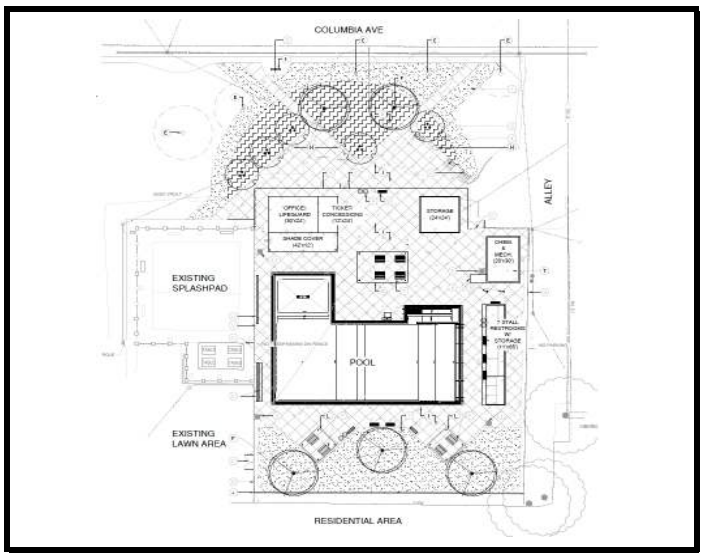

FISCAL IMPACT:

Expenditure Category (In $1,000s):	2024-25	2025-26	2026-27	2027-28	2028-29	Five Year
Preliminary Design						$ -
Environmental Clearances						$ -
Right-Of-Way Acquisition						$ -
Final Design & Bidding						$ -
Construction Eng. & Project Management	$ 40					$ 40
Construction	$ 1,238					$ 1,238
Project Cost	$ 1,278	$ -	$ -	$ -	$ -	$ 1,278

Funding Source (In $1,000s):	2024-25	2025-26	2026-27	2027-28	2028-29	Five Year
Fund 301 - General Fund	$ 1,278					$ 1,278
Funding Total	$ 1,278	$ -	$ -	$ -	$ -	$ 1,278

Estimated Project Schedule	2024	2025	2026	2027	2028	2029
Preliminary Design						
Environmental Clearances						
Right-of-Way Acquisition						
Final Design & Bidding						
Construction	Q1-Q3					
Project Close-Out	Q4					

PROJECT TITLE: Montana Park Phase II

CATEGORY: Parks and Community Facilities **CP #:** 23-042 **ID#:** 9005

PROJECT LOCATION: 1001 Motanna Ave.

PROJECT DESCRIPTION:

Complete Phase II of developing Montana Park including installing new park amenities, arbor, playground, basketball courts, muti-use courts, and exercise equipment.

PROJECT LOCATION MAP/PHOTO:

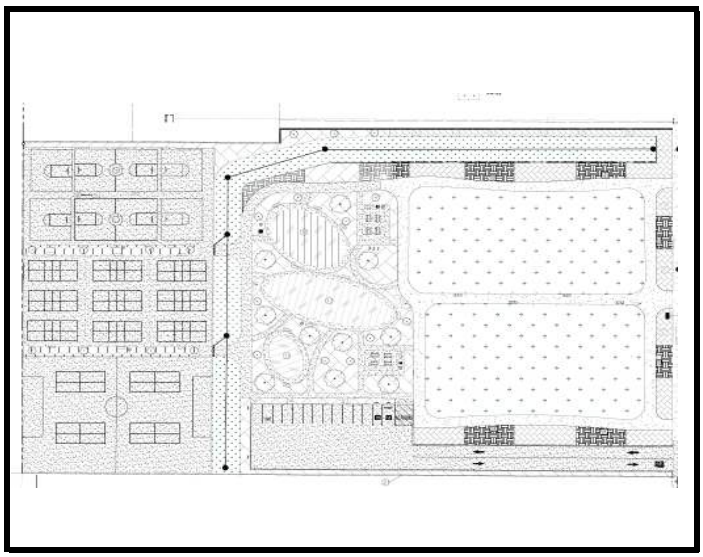

PROJECT JUSTIFICATION:

This project is part of the City's Park Development and Improvement Plan.

FISCAL IMPACT:

City Matched Funds/Parks and PF Grants

Expenditure Category (In $1,000s):	2024-25	2025-26	2026-27	2027-28	2028-29	Five Year
Preliminary Design						
Environmental Clearances	$ 10					$ 10
Right-Of-Way Acquisition						
Final Design & Bidding						
Construction Eng. & Project Management	$ 142					$ 142
Construction	$ 3,195					$ 3,195
Project Cost	$ 3,347	$ -	$ -	$ -	$ -	$ 3,347

Funding Source (In $1,000s):	2024-25	2025-26	2026-27	2027-28	2028-29	Five Year
Fund 269 - Parks and Public Facilities Grants	$ 3,337					$ 3,337
						$ -
						$ -
						$ -
Funding Total	$ 3,337	$ -	$ -	$ -	$ -	$ 3,337

Estimated Project Schedule	2024	2025	2026	2027	2028	2029
Preliminary Design	Q2					
Environmental Clearances						
Right-of-Way Acquisition						
Final Design & Bidding	Q3					
Construction	Q4	Q1				
Project Close-Out		Q2				

PROJECT TITLE: Muni Hall A/C Replacements

CATEGORY: Parks and Community Facilities **CP #:** **ID#:** 9006

PROJECT LOCATION: 156 S. Broadway

PROJECT DESCRIPTION:

Remove and replace A/C units on the Muni side of City Hall over a 2 year period.

PROJECT LOCATION MAP/PHOTO:



PROJECT JUSTIFICATION:

By the year 2022 the units will have reached their expected service life and will be subject to fail.

FISCAL IMPACT:

No General Money will be used for this project.

Expenditure Category (In $1,000s):	2024-25	2025-26	2026-27	2027-28	2028-29	Five Year
Preliminary Design		$ 8				$ 8
Environmental Clearances						
Right-Of-Way Acquisition						
Final Design & Bidding		$ 4				$ 4
Construction Eng. & Project Management		$ 12				$ 12
Construction		$ 196				$ 196
Project Cost	$ -	$ 220	$ -	$ -	$ -	$ 220

Funding Source (In $1,000s):	2024-25	2025-26	2026-27	2027-28	2028-29	Five Year
Fund 410 - WQC Fund (50%)		$ 110				
Fund 420 - Water Fund (50%)		$ 110				
Funding Total	$ -	$ 220	$ -	$ -	$ -	$ 220

Estimated Project Schedule	2024	2025	2026	2027	2028	2029
Preliminary Design		Q3				
Environmental Clearances						
Right-of-Way Acquisition						
Final Design & Bidding		Q3				
Construction		Q4				
Project Close-Out		Q4				

PROJECT TITLE: North Berkeley Median Rehabilitation

CATEGORY: Parks and Community Facilities **CP #:** **ID#:** 9007

PROJECT LOCATION: North Berkeley Ave.

PROJECT DESCRIPTION:

This project will rehabilitate the landscape median on North Berkeley Ave between 3600 North Berkeley and North Taylor Road. This project will consist of removing old plant material, wood chips and some irrigation. Replace missing trees and fill in medium with decompose granite.

PROJECT JUSTIFICATION:

The N. Berkeley Medium rehabilitation will reduce the City's water usage from 1,374 g.p.m to 109 g.p.m. The rehabilitation will also address safety concerns in the area.

PROJECT LOCATION MAP/PHOTO:



FISCAL IMPACT:

This project will be funded by the Assessment District.

Expenditure Category (In $1,000s):	2024-25	2025-26	2026-27	2027-28	2028-29	Five Year
Preliminary Design					$ 30	$ 30
Environmental Clearances						
Right-Of-Way Acquisition						
Final Design & Bidding					$ 5	$ 5
Construction Eng. & Project Management					$ 30	$ 30
Construction					$ 500	$ 500
Project Cost	$ -	$ -	$ -	$ -	$ 565	$ 565

Funding Source (In $1,000s):	2024-25	2025-26	2026-27	2027-28	2028-29	Five Year
Fund 246 - Assessment District					$ 565	$ 565
Funding Total	$ -	$ -	$ -	$ -	$ 565	$ 565

Estimated Project Schedule	2024	2025	2026	2027	2028	2029
Preliminary Design						
Environmental Clearances						
Right-of-Way Acquisition						
Final Design & Bidding						
Construction						
Project Close-Out						

PROJECT TITLE: Pedretti Park Lighting Replacement

CATEGORY: Parks and Community Facilities **CP #:** 21-044 **ID#:** 9008

PROJECT LOCATION: 2400 N.Tegner Rd.

PROJECT DESCRIPTION:
Remove and replace old wiring from the electrical panels to the light standards around the ball fields. Replace old lighting with LED lights on (4) fields

PROJECT LOCATION MAP/PHOTO:

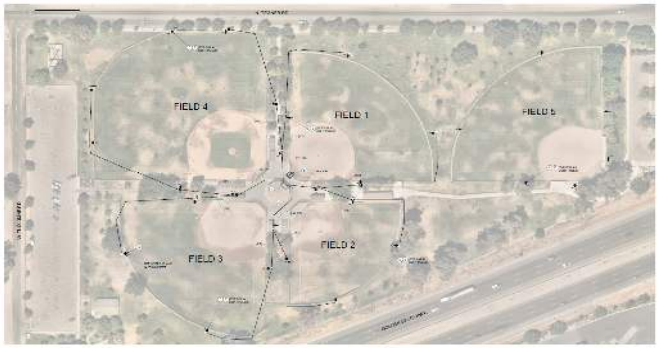

PROJECT JUSTIFICATION:
The existing electrical work is old. We are experiencing power outages due to tripped breakers in the middle of night games.

FISCAL IMPACT:
Sports Facilities/City matched funds.

Expenditure Category (In $1,000s):	2024-25	2025-26	2026-27	2027-28	2028-29	Five Year
Preliminary Design						$ -
Environmental Clearances						$ -
Right-Of-Way Acquisition						$ -
Final Design & Bidding						$ -
Construction Eng. & Project Management						$ -
Construction						$ -
Project Cost	$ -	$ -	$ -	$ -	$ -	$ -

Funding Source (In $1,000s):	2024-25	2025-26	2026-27	2027-28	2028-29	Five Year
Fund 121 - Tourism						$ -
TID Grant						$ -
						$ -
						$ -
Funding Total	$ -	$ -	$ -	$ -	$ -	$ -

Estimated Project Schedule	2024	2025	2026	2027	2028	2029
Preliminary Design						
Environmental Clearances						
Right-of-Way Acquisition						
Final Design & Bidding						
Construction						
Project Close-Out						

COMPLETED

PROJECT TITLE: Pedretti Sports Complex Walk Path

CATEGORY: Parks and Community Facilities **CP #:** **ID#:** 9009

PROJECT LOCATION: 2400 N. Tegner

PROJECT DESCRIPTION:
Remove existing asphalt walk path and replace with concrete.

PROJECT LOCATION MAP/PHOTO:



PROJECT JUSTIFICATION:
The existing walk path does not comply with ADA standards.

FISCAL IMPACT:
ADA Funds

Expenditure Category (In $1,000s):	2024-25	2025-26	2026-27	2027-28	2028-29	Five Year
Preliminary Design						$ -
Environmental Clearances						$ -
Right-Of-Way Acquisition						$ -
Final Design & Bidding		$ 6				$ 6
Construction Eng. & Project Management		$ 4				$ 4
Construction		$ 30				$ 30
Project Cost	$ -	$ 40	$ -	$ -	$ -	$ 40

Funding Source (In $1,000s):	2024-25	2025-26	2026-27	2027-28	2028-29	Five Year
Fund 301 - General Fund						$ -
						$ -
						$ -
						$ -
Funding Total	$ -	$ -	$ -	$ -	$ -	$ -

Estimated Project Schedule	2024	2025	2026	2027	2028	2029
Preliminary Design						
Environmental Clearances						
Right-of-Way Acquisition						
Final Design & Bidding						
Construction						
Project Close-Out						

PROJECT TITLE: PBID Design Update

CATEGORY: Parks and Community Facilities **CP #:** **ID#:** 9010

PROJECT LOCATION: Downtown PBID Area

PROJECT DESCRIPTION:

Re-place guide signs/ street name signs etc. in Downtown Property Based Improvement District (PBID)

PROJECT LOCATION MAP/PHOTO:



PROJECT JUSTIFICATION:

Re-place faded guide signs/ street name signs etc. in Downtown Property Based Improvement District (PBID)

FISCAL IMPACT:

Expenditure Category (In $1,000s):	2024-25	2025-26	2026-27	2027-28	2028-29	Five Year
Preliminary Design						
Environmental Clearances						
Right-Of-Way Acquisition						
Final Design & Bidding						
Construction Eng. & Project Management			$ 2			$ 2
Construction			$ 50			$ 50
Project Cost	$ -	$ -	$ 52	$ -	$ -	$ 52

Funding Source (In $1,000s):	2024-25	2025-26	2026-27	2027-28	2028-29	Five Year
Fund 602 - Downtown Improv. Project			$ 52			$ 52
						$ -
						$ -
						$ -
Funding Total	$ -	$ -	$ 52	$ -	$ -	$ 52

Estimated Project Schedule	2024	2025	2026	2027	2028	2029
Preliminary Design						
Environmental Clearances						
Right-of-Way Acquisition						
Final Design & Bidding						
Construction						
Project Close-Out						

PROJECT TITLE: Public Safety Facility Gate Replacement/Repair

CATEGORY: Parks and Community Facilities **CP #:** **ID#:** 9011

PROJECT LOCATION: 244 N. Broadwat St.

PROJECT DESCRIPTION:

Re-place, repair, or modify east side automatic vehicle gate.

PROJECT LOCATION MAP/PHOTO:

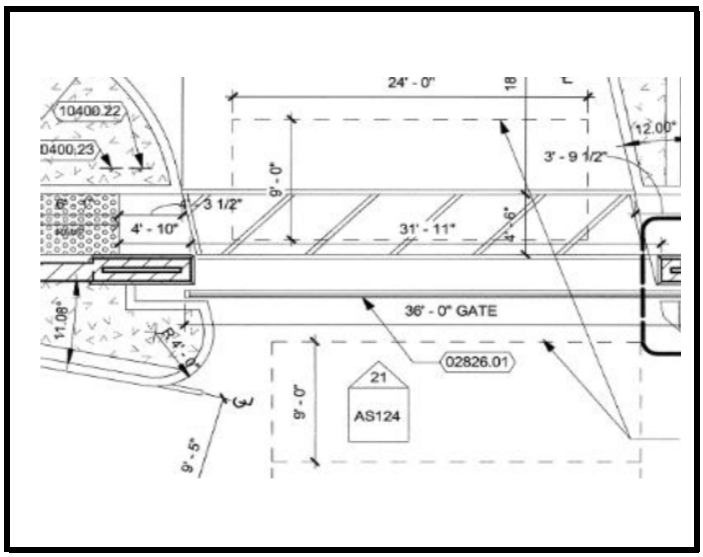

PROJECT JUSTIFICATION:

The vehicle gate continues to break down.

FISCAL IMPACT:

Capital Improvement/City matched funds

Expenditure Category (In $1,000s):	2024-25	2025-26	2026-27	2027-28	2028-29	Five Year
Preliminary Design			$ 8			$ 8
Environmental Clearances						
Right-Of-Way Acquisition						
Final Design & Bidding			$ 4			$ 4
Construction Eng. & Project Management			$ 6			$ 6
Construction			$ 32			$ 32
Project Cost	$ -	$ -	$ 50	$ -	$ -	$ 50

Funding Source (In $1,000s):	2024-25	2025-26	2026-27	2027-28	2028-29	Five Year
Fund 301 - General Fund			$ 50			$ 50
Funding Total	$ -	$ -	$ 50	$ -	$ -	$ 50

Estimated Project Schedule	2024	2025	2026	2027	2028	2029
Preliminary Design						
Environmental Clearances						
Right-of-Way Acquisition						
Final Design & Bidding						
Construction						
Project Close-Out						

PROJECT TITLE: Replace Existing Arbor/Pedretti Sports Complex

CATEGORY: Parks and Community Facilities **CP #:** **ID#:** 9012

PROJECT LOCATION: 2400 N. Tegner Rd.

PROJECT DESCRIPTION:
Re-place existing arbor at Pedretti Sports Complex.

PROJECT LOCATION MAP/PHOTO:



PROJECT JUSTIFICATION:
The existing wood arbor is deteriorating due to years of exposure.

FISCAL IMPACT:
General Fund

Expenditure Category (In $1,000s):	2024-25	2025-26	2026-27	2027-28	2028-29	Five Year
Preliminary Design		$ 8				$ 8
Environmental Clearances						
Right-Of-Way Acquisition						
Final Design & Bidding		$ 8				$ 8
Construction Eng. & Project Management		$ 12				$ 12
Construction		$ 75				$ 75
Project Cost	$ -	$ 103	$ -	$ -	$ -	$ 103

Funding Source (In $1,000s):	2024-25	2025-26	2026-27	2027-28	2028-29	Five Year
Fund 205 - Sports Facilities		$ 103				$ 103
Funding Total	$ -	$ 103	$ -	$ -	$ -	$ 103

Estimated Project Schedule	2024	2025	2026	2027	2028	2029
Preliminary Design						
Environmental Clearances						
Right-of-Way Acquisition						
Final Design & Bidding						
Construction						
Project Close-Out						

PROJECT TITLE: Replace Flat Roof at City Hall (Municipal Services Building)

CATEGORY: Parks and Community Facilities **CP #:** **ID#:** 9013

PROJECT LOCATION: City Hall - 156 S. Broadway

PROJECT DESCRIPTION:

Re-place or restore existing flat roof at City Hall. Could be combined with Project ID# 9034.

PROJECT LOCATION MAP/PHOTO:

PROJECT JUSTIFICATION:

The existing flat roof will have reached it's life expectancy in 2023. We are experiencing some leaks during heavy rain at this time.

FISCAL IMPACT:

Capital Improvment/City matched funds

Expenditure Category (In $1,000s):	2024-25	2025-26	2026-27	2027-28	2028-29	Five Year
Preliminary Design	$ 20					$ 20
Environmental Clearances						
Right-Of-Way Acquisition						
Final Design & Bidding	$ 4					$ 4
Construction Eng. & Project Management	$ 20					$ 20
Construction	$ 225					$ 225
Project Cost	$ 269	$ -	$ -	$ -	$ -	$ 269

Funding Source (In $1,000s):	2024-25	2025-26	2026-27	2027-28	2028-29	Five Year
Fund 420 - WQC Fund	$ 269					$ 269
Funding Total	$ 269	$ -	$ -	$ -	$ -	$ 269

Estimated Project Schedule	2024	2025	2026	2027	2028	2029
Preliminary Design	Q3					
Environmental Clearances						
Right-of-Way Acquisition						
Final Design & Bidding	Q3					
Construction	Q4					
Project Close-Out	Q4					

PROJECT TITLE: Roof Replacement Recreation Facility

CATEGORY: Parks and Community Facilities **CP #:** **ID#:** 9014

PROJECT LOCATION: 144 S. Broadway St.

PROJECT DESCRIPTION:
Remove and replace roof on the Recreation building.

PROJECT LOCATION MAP/PHOTO:



PROJECT JUSTIFICATION:
This roof was installed in 2002 and has a 20 yr. life expectancy.

FISCAL IMPACT:
This project is funded Capital Improvement/City matched funds.

Expenditure Category (In $1,000s):	2024-25	2025-26	2026-27	2027-28	2028-29	Five Year
Preliminary Design			$ 20			$ 20
Environmental Clearances						$ -
Right-Of-Way Acquisition						$ -
Final Design & Bidding			$ 4			$ 4
Construction Eng. & Project Management			$ 24			$ 24
Construction			$ 78			$ 78
Project Cost	$ -	$ -	$ 126	$ -	$ -	$ 126

Funding Source (In $1,000s):	2024-25	2025-26	2026-27	2027-28	2028-29	Five Year
Fund 301 - General Fund						$ -
						$ -
						$ -
						$ -
Funding Total	$ -	$ -	$ -	$ -	$ -	$ -

Estimated Project Schedule	2024	2025	2026	2027	2028	2029
Preliminary Design						
Environmental Clearances						
Right-of-Way Acquisition						
Final Design & Bidding						
Construction	TBD					
Project Close-Out						

PROJECT TITLE: Pedretti Park Refrigerator / Freezer

CATEGORY: Parks and Community Facilities **CP #:** **ID#:** 9015

PROJECT LOCATION: 2400 N. Tegner

PROJECT DESCRIPTION:
Replace the refrigerator and the freezer units at Pedretti Sports Complex Snack Bar.

PROJECT LOCATION MAP/PHOTO:



PROJECT JUSTIFICATION:
The existing refrigerator and freezer units are at or near their expected service lives and subject to fail. This is likely a small equipment replacement, rather than a public project.

FISCAL IMPACT:
Sports Facilities/Matching City Funds

Expenditure Category (In $1,000s):	2024-25	2025-26	2026-27	2027-28	2028-29	Five Year
Preliminary Design						$ -
Environmental Clearances						$ -
Right-Of-Way Acquisition						$ -
Final Design & Bidding						$ -
Construction Eng. & Project Management						$ -
Construction						$ -
Project Cost	$ -	$ -	$ -	$ -	$ -	$ -

Funding Source (In $1,000s):	2024-25	2025-26	2026-27	2027-28	2028-29	Five Year
						$ -
						$ -
						$ -
						$ -
Funding Total	$ -	$ -	$ -	$ -	$ -	$ -

REMOVED

Estimated Project Schedule	2024	2024	2025	2026	2027	2028
Preliminary Design						
Environmental Clearances						
Right-of-Way Acquisition						
Final Design & Bidding						
Construction						
Project Close-Out						

PROJECT TITLE: Senior Center A/C Replacement

CATEGORY: Parks and Community Facilities **CP #:** **ID#:** 9016

PROJECT LOCATION: 1191 Cahill Ave.

PROJECT DESCRIPTION:
Remove and replace (1) A/C units

PROJECT LOCATION MAP/PHOTO:



PROJECT JUSTIFICATION:
The existing A/C unit has reached the end of it's expected service life and subject to fail.

FISCAL IMPACT:
Capital Improvement/City matched funds.

Expenditure Category (In $1,000s):	2024-25	2025-26	2026-27	2027-28	2028-29	Five Year
Preliminary Design						
Environmental Clearances						
Right-Of-Way Acquisition						
Final Design & Bidding						
Construction Eng. & Project Management	$ 4					$ 4
Construction	$ 23					$ 23
Project Cost	$ 27	$ -	$ -	$ -	$ -	$ 27

Funding Source (In $1,000s):	2024-25	2025-26	2026-27	2027-28	2028-29	Five Year
Fund 255 - CDBG	$ 27					$ 27
Funding Total	$ 27	$ -	$ -	$ -	$ -	$ 27

Estimated Project Schedule	2024	2025	2026	2027	2028	2029
Preliminary Design						
Environmental Clearances						
Right-of-Way Acquisition						
Final Design & Bidding						
Construction						
Project Close-Out						

PROJECT TITLE: Senior Center Sliding Glass Doors

CATEGORY: Parks and Community Facilities **CP #:** **ID#:** 9017

PROJECT LOCATION: 1191 Cahill Ave.

PROJECT DESCRIPTION:

Remove three accordion doors on the north, east, and west ends of the assembly area and replacement with new glass sliding doors. Project will be awarded for construction in FY 22-23, but will extend into FY 23-24.

PROJECT JUSTIFICATION:

The accordion doors that separate the main hall and the seniors area are not opperational. They canot be opened or closed without great difficulty.

PROJECT LOCATION MAP/PHOTO:

FISCAL IMPACT:

Capital Improvement/City matched funds.

Expenditure Category (In $1,000s):	2024-25	2025-26	2026-27	2027-28	2028-29	Five Year
Preliminary Design						
Environmental Clearances						
Right-Of-Way Acquisition						
Final Design & Bidding						
Construction Eng. & Project Management						
Construction						
Project Cost	$ -	$ -	$	$	$ -	$ -

Funding Source (In $1,000s):	2024-25	2025-26	2026-27	2027-28	2028-29	Five Year
Funding Total	$ -	$ -	$ -	$ -	$ -	$ -

Estimated Project Schedule	2024	2025	2026	2027	2028	2029
Preliminary Design						
Environmental Clearances						
Right-of-Way Acquisition						
Final Design & Bidding						
Construction						
Project Close-Out						

COMPLETED

PROJECT TITLE: Senior Center Exterior Painting

CATEGORY: Parks and Community Facilities **CP #:** **ID#:** 9018

PROJECT LOCATION: 1191 Cahill Street

PROJECT DESCRIPTION:
Repaint exterior of the Senior Center.

PROJECT LOCATION MAP/PHOTO:



PROJECT JUSTIFICATION:
Paint is old and dirty.

FISCAL IMPACT:
Capital Improvement/City Matched Funds

Expenditure Category (In $1,000s):	2024-25	2025-26	2026-27	2027-28	2028-29	Five Year
Preliminary Design						
Environmental Clearances						
Right-Of-Way Acquisition						
Final Design & Bidding						
Construction Eng. & Project Management			$ 2			$ 2
Construction			$ 41			$ 41
Project Cost	$ -	$ -	$ 43	$ -	$ -	$ 43

Funding Source (In $1,000s):	2024-25	2025-26	2026-27	2027-28	2028-29	Five Year
Fund 301 - General Fund			$ 43			$ 43
Funding Total	$ -	$ -	$ 43	$ -	$ -	$ 43

Estimated Project Schedule	2024	2025	2026	2027	2028	2029
Preliminary Design						
Environmental Clearances						
Right-of-Way Acquisition						
Final Design & Bidding						
Construction						
Project Close-Out						

PROJECT TITLE: Senior Center Interior Painting

CATEGORY: Parks and Community Facilities **CP #:** **ID#:** 9019

PROJECT LOCATION: 1191 Cahill Street

PROJECT DESCRIPTION:
Re-paint interior of Senior Center

PROJECT LOCATION MAP/PHOTO:



PROJECT JUSTIFICATION:
Paint is old and dirty

FISCAL IMPACT:
Capital Improvement/City Matched Funds

Expenditure Category (In $1,000s):	2024-25	2025-26	2026-27	2027-28	2028-29	Five Year
Preliminary Design						
Environmental Clearances						
Right-Of-Way Acquisition						
Final Design & Bidding						
Construction Eng. & Project Management	$ 2					$ 2
Construction	$ 60					$ 60
Project Cost	$ 62	$ -	$ -	$ -	$ -	$ 62

Funding Source (In $1,000s):	2024-25	2025-26	2026-27	2027-28	2028-29	Five Year
Fund 301 - General Fund	$ 62					$ 62
Funding Total	$ 62	$ -	$ -	$ -	$ -	$ 62

Estimated Project Schedule	2024	2025	2026	2027	2028	2029
Preliminary Design	Q3					
Environmental Clearances						
Right-of-Way Acquisition						
Final Design & Bidding	Q3					
Construction	Q4					
Project Close-Out	Q4					

PROJECT TITLE: Senior Center Flat Roof Replacement

CATEGORY: Parks and Community Facilities **CP #:** **ID#:** 9020

PROJECT LOCATION: 1191 Cahill Ave

PROJECT DESCRIPTION:

Apply a new roof overlay on the flat roof.

PROJECT LOCATION MAP/PHOTO:

PROJECT JUSTIFICATION:

The existing flat roof is past it's life expectancy (2017) and is failing.

FISCAL IMPACT:

Capital Improvement/City matched funds.

Expenditure Category (In $1,000s):	2024-25	2025-26	2026-27	2027-28	2028-29	Five Year
Preliminary Design	$ 8					$ 8
Environmental Clearances						
Right-Of-Way Acquisition						
Final Design & Bidding	$ 4					$ 4
Construction Eng. & Project Management	$ 12					$ 12
Construction	$ 142					$ 142
Project Cost	$ 166	$ -	$ -	$ -	$ -	$ 166

Funding Source (In $1,000s):	2024-25	2025-26	2026-27	2027-28	2028-29	Five Year
Fund 255 - CDBG	$ 166					$ 166
Funding Total	$ 166	$ -	$ -	$ -	$ -	$ 166

Estimated Project Schedule	2024	2025	2026	2027	2028	2029
Preliminary Design	Q3-Q4					
Environmental Clearances						
Right-of-Way Acquisition						
Final Design & Bidding	Q4					
Construction		Q1-Q2				
Project Close-Out		Q2				

PROJECT TITLE: Turlock Regional Sports Complex Softball Field Lighting

CATEGORY: Parks and Community Facilities **CP #:** **ID#:** 9021

PROJECT LOCATION: 4545 N. Kilroy Rd.

PROJECT DESCRIPTION:
Install lighting at the east and west softball fields.

PROJECT LOCATION MAP/PHOTO:



PROJECT JUSTIFICATION:
To increase field usage and revenue.

FISCAL IMPACT:
This project funded by Sports Facilities and City matched funds.

Expenditure Category (In $1,000s):	2024-25	2025-26	2026-27	2027-28	2028-29	Five Year
Preliminary Design						
Environmental Clearances						
Right-Of-Way Acquisition						
Final Design & Bidding						
Construction Eng. & Project Management			$ 75			$ 75
Construction			$ 365			$ 365
Project Cost	$ -	$ -	$ 440	$ -	$ -	$ 440

Funding Source (In $1,000s):	2024-25	2025-26	2026-27	2027-28	2028-29	Five Year
Fund 205 - Sports Facilities			$ 440			$ 440
Funding Total	$ -	$ -	$ 440	$ -	$ -	$ 440

Estimated Project Schedule	2024	2025	2026	2027	2028	2029
Preliminary Design						
Environmental Clearances						
Right-of-Way Acquisition						
Final Design & Bidding						
Construction						
Project Close-Out						

PROJECT TITLE: Resurface Columbia Park Multi-Purpose Court

CATEGORY: Parks and Community Facilities **CP #:** **ID#:** 9022

PROJECT LOCATION: 595 High St.

PROJECT DESCRIPTION:
Re-Surface and re-stripe multi-purpose court at Columbia Park

PROJECT LOCATION MAP/PHOTO:



PROJECT JUSTIFICATION:
The court is fading and is cracking

FISCAL IMPACT:
This project is funded from Capital Improvement/City matched funds

Expenditure Category (In $1,000s):	2024-25	2025-26	2026-27	2027-28	2028-29	Five Year
Preliminary Design			$ 4			$ 4
Environmental Clearances						
Right-Of-Way Acquisition						
Final Design & Bidding			$ 8			$ 8
Construction Eng. & Project Management			$ 12			$ 12
Construction			$ 35			$ 35
Project Cost	$ -	$ -	$ 59	$ -	$ -	$ 59

Funding Source (In $1,000s):	2024-25	2025-26	2026-27	2027-28	2028-29	Five Year
Fund 301 - General Fund			$ 59			$ 59
						$ -
						$ -
						$ -
Funding Total	$ -	$ -	$ 59	$ -	$ -	$ 59

Estimated Project Schedule	2024	2025	2026	2027	2028	2029
Preliminary Design						
Environmental Clearances						
Right-of-Way Acquisition						
Final Design & Bidding						
Construction		TBD				
Project Close-Out						

PROJECT TITLE: Resurface Crane Park Tennis Court Improvements

CATEGORY: Parks and Community Facilities **CP #:** **ID#:** 9023

PROJECT LOCATION: Crane Park

PROJECT DESCRIPTION:
Re-surface and restripe tennis courts at Crane Park

PROJECT LOCATION MAP/PHOTO:



PROJECT JUSTIFICATION:
Resurface and re-stripe tennis courts at Crane Park.

FISCAL IMPACT:
This project is funded from Capital Improvement/City matched funds

Expenditure Category (In $1,000s):	2024-25	2025-26	2026-27	2027-28	2028-29	Five Year
Preliminary Design		$ 4				$ 4
Environmental Clearances						
Right-Of-Way Acquisition						
Final Design & Bidding		$ 4				$ 4
Construction Eng. & Project Management		$ 8				$ 8
Construction		$ 135				$ 135
Project Cost	$ -	$ 151	$ -	$ -	$ -	$ 151

Funding Source (In $1,000s):	2024-25	2025-26	2026-27	2027-28	2028-29	Five Year
Fund 301 - General Fund		$ 151				$ 151
						$ -
						$ -
						$ -
Funding Total	$ -	$ 151	$ -	$ -	$ -	$ 151

Estimated Project Schedule	2024	2025	2026	2027	2028	2029
Preliminary Design						
Environmental Clearances						
Right-of-Way Acquisition						
Final Design & Bidding						
Construction						
Project Close-Out						

PROJECT TITLE: Public Safety Facility Emergency Exit Door

CATEGORY: Parks and Community Facilities **CP #:** **ID#:** 9024

PROJECT LOCATION: 244 N. Broadway Street

PROJECT DESCRIPTION:
Construct an emergency exit door in the PSF lobby.

PROJECT LOCATION MAP/PHOTO:



PROJECT JUSTIFICATION:
To increase safety.

FISCAL IMPACT:
Capital Improvement/City Matched Funds

Expenditure Category (In $1,000s):	2024-25	2025-26	2026-27	2027-28	2028-29	Five Year
Preliminary Design						$ -
Environmental Clearances						$ -
Right-Of-Way Acquisition						$ -
Final Design & Bidding						$ -
Construction Eng. & Project Management						$ -
Construction						$ -
Project Cost	$ -	$ -	$ -	$ -	$ -	$ -

Funding Source (In $1,000s):	2024-25	2025-26	2026-27	2027-28	2028-29	Five Year
						$ -
						$ -
						$ -
						$ -
Funding Total	$ -	$ -	$ -	$ -	$ -	$ -

Estimated Project Schedule	2024	2025	2026	2027	2028	2029
Preliminary Design						
Environmental Clearances						
Right-of-Way Acquisition						
Final Design & Bidding						
Construction		TBD				
Project Close-Out						

REMOVED

PROJECT TITLE: Scoreboard Replacements at TRSC and Pedretti Sports Complex

CATEGORY: Parks and Community Facilities **CP #:** **ID#:** 9025

PROJECT LOCATION: 4505 N. Kilroy Rd. & 2400 N. Tegner Rd. (2022)

PROJECT DESCRIPTION:
Replace (2) scoreboards at the Turlock Regional Sports Complex and @ Pedretti Sports Complex

PROJECT LOCATION MAP/PHOTO:



PROJECT JUSTIFICATION:
Existing scoreboards are outdated and can no longer purchase replacement parts

FISCAL IMPACT:
Sports facilities/City matched funds

Expenditure Category (In $1,000s):	2024-25	2025-26	2026-27	2027-28	2028-29	Five Year
Preliminary Design						$ -
Environmental Clearances						$ -
Right-Of-Way Acquisition						$ -
Final Design & Bidding						$ -
Construction Eng. & Project Management						$ -
Construction						$ -
Project Cost	$ -	$ -	$ -	$ -	$ -	$ -

Funding Source (In $1,000s):	2024-25	2025-26	2026-27	2027-28	2028-29	Five Year
						$ -
						$ -
						$ -
						$ -
Funding Total	$ -	$ -	$ -	$ -	$ -	$ -

Estimated Project Schedule	2024	2025	2026	2027	2028	2029
Preliminary Design						
Environmental Clearances						
Right-of-Way Acquisition						
Final Design & Bidding						
Construction						
Project Close-Out						

COMPLETED

PROJECT TITLE: Replace Hot Water Heater at City Hall

CATEGORY: Parks and Community Facilities **CP #:** **ID#:** 9026

PROJECT LOCATION: 4505 N. Kilroy R. & 2400 N. Tegner Rd

PROJECT DESCRIPTION:
Replace 75 gallon hot water heater on the Municipal Services side of City Hall

PROJECT LOCATION MAP/PHOTO:



PROJECT JUSTIFICATION:
At end of expected service life.

FISCAL IMPACT:
Capital Improvements/City matched funds

Expenditure Category (In $1,000s):	2024-25	2025-26	2026-27	2027-28	2028-29	Five Year
Preliminary Design						$ -
Environmental Clearances						$ -
Right-Of-Way Acquisition						$ -
Final Design & Bidding						$ -
Construction Eng. & Project Management						$ -
Construction						$ -
Project Cost	$ -	$ -	$ -	$ -	$ -	$ -

Funding Source (In $1,000s):	2024-25	2025-26	2026-27	2027-28	2028-29	Five Year
						$ -
						$ -
						$ -
						$ -
Funding Total	$ -	$ -	$ -	$ -	$ -	$ -

Estimated Project Schedule	2024	2025	2026	2027	2028	2029
Preliminary Design						
Environmental Clearances						
Right-of-Way Acquisition						
Final Design & Bidding						
Construction						
Project Close-Out						

COMPLETED

PROJECT TITLE: Paint Lights Standards in PBID Area

CATEGORY: Parks and Community Facilities **CP #:** **ID#:** 9027

PROJECT LOCATION: Downtown Area

PROJECT DESCRIPTION:
Re-Paint light standards in downtown Property Based Improvement District

PROJECT LOCATION MAP/PHOTO:



PROJECT JUSTIFICATION:
Light standards paint is old, faded, and in need of new paint

FISCAL IMPACT:
DT improvement Remaining Funds and GF offset

Expenditure Category (In $1,000s):	2024-25	2025-26	2026-27	2027-28	2028-29	Five Year
Preliminary Design						$ -
Environmental Clearances						$ -
Right-Of-Way Acquisition						$ -
Final Design & Bidding						$ -
Construction Eng. & Project Management						$ -
Construction	$ 30					$ 30
Project Cost	$ 30	$ -	$ -	$ -	$ -	$ 30

Funding Source (In $1,000s):	2024-25	2025-26	2026-27	2027-28	2028-29	Five Year
						$ -
						$ -
						$ -
						$ -
Funding Total	$ -	$ -	$ -	$ -	$ -	$ -

Estimated Project Schedule	2024	2025	2026	2027	2028	2029
Preliminary Design						
Environmental Clearances						
Right-of-Way Acquisition						
Final Design & Bidding						
Construction						
Project Close-Out						

PROJECT TITLE: Carpet Replacement at City Hall

CATEGORY: Parks and Community Facilities **CP #:** **ID#:** 9028

PROJECT LOCATION: 156 S. Broadway St.

PROJECT DESCRIPTION:

Remove and replace carpet at City Hall over a four year period.

PROJECT LOCATION MAP/PHOTO:



PROJECT JUSTIFICATION:

Carpet is old and wearing in many areas.

FISCAL IMPACT:

Funding for the project is TBD, possibly from Fund 240.

Expenditure Category (In $1,000s):	2024-25	2025-26	2026-27	2027-28	2028-29	Five Year
Preliminary Design						$ -
Environmental Clearances						$ -
Right-Of-Way Acquisition						$ -
Final Design & Bidding						$ -
Construction Eng. & Project Management		$ 4				$ 4
Construction		$ 45				$ 45
Project Cost		$ 49	$ -	$ -	$ -	$ 49

Funding Source (In $1,000s):	2024-25	2025-26	2026-27	2027-28	2028-29	Five Year
Fund 240 - Small Equip. Replacement		$ 49				$ 49
Funding Total	$ -	$ 49	$ -	$ -	$ -	$ 49

Estimated Project Schedule	2024	2025	2026	2027	2028	2029
Preliminary Design						
Environmental Clearances						
Right-of-Way Acquisition						
Final Design & Bidding						
Construction						
Project Close-Out						

PROJECT TITLE: Chamber of Commerce Fence

CATEGORY: Parks and Community Facilities **CP #:** **ID#:** 9029

PROJECT LOCATION: 115 S. Golden State Blvd.

PROJECT DESCRIPTION:
Build wrought iron fence at the Chamber of Commerce

PROJECT LOCATION MAP/PHOTO:



PROJECT JUSTIFICATION:
Provide greater security and decrease mainteance cost due to loitering and vandalism

FISCAL IMPACT:
ARPA Funds

Expenditure Category (In $1,000s):	2024-25	2025-26	2026-27	2027-28	2028-29	Five Year
Preliminary Design						
Environmental Clearances						
Right-Of-Way Acquisition						
Final Design & Bidding						
Construction Eng. & Project Management					$ 7	$ 7
Construction					$ 60	$ 60
Project Cost	$ -	$ -	$ -	$ -	$ 67	$ 67

Funding Source (In $1,000s):	2024-25	2025-26	2026-27	2027-28	2028-29	Five Year
						$ -
						$ -
						$ -
						$ -
Funding Total	$ -	$ -	$ -	$ -	$ -	$ -

Estimated Project Schedule	2024	2025	2026	2027	2028	2029
Preliminary Design						
Environmental Clearances						
Right-of-Way Acquisition						
Final Design & Bidding						
Construction						
Project Close-Out						

PROJECT TITLE: Recreation Building Carpet Replacement

CATEGORY: Parks and Community Facilities **CP #:** **ID#:** 9030

PROJECT LOCATION: 144 S. Broadway St.

PROJECT DESCRIPTION:
Remove and replace carpet in the Recreation building.

PROJECT LOCATION MAP/PHOTO:



PROJECT JUSTIFICATION:
Carpet is old and wore out.

FISCAL IMPACT:
This project is funded from Capital Improvement/City matched funds 301

Expenditure Category (In $1,000s):	2024-25	2025-26	2026-27	2027-28	2028-29	Five Year
Preliminary Design						
Environmental Clearances						
Right-Of-Way Acquisition						
Final Design & Bidding						
Construction Eng. & Project Management		$ 7				$ 7
Construction		$ 26				$ 26
Project Cost	$ -	$ 33	$ -	$ -	$ -	$ 33

Funding Source (In $1,000s):	2024-25	2025-26	2026-27	2027-28	2028-29	Five Year
Fund 301 - General Fund						$ -
						$ -
						$ -
						$ -
Funding Total	$ -	$ -	$ -	$ -	$ -	$ -

Estimated Project Schedule	2024	2025	2026	2027	2028	2029
Preliminary Design						
Environmental Clearances						
Right-of-Way Acquisition						
Final Design & Bidding						
Construction						
Project Close-Out						

PROJECT TITLE: Summerton Bike Path Improvements

CATEGORY: Parks and Community Facilities **CP #:** **ID#:** 9031

PROJECT LOCATION: Summerton Bike Path

PROJECT DESCRIPTION:
Remove and replace uplifted asphalt, trees and irrigation.

PROJECT LOCATION MAP/PHOTO:



PROJECT JUSTIFICATION:
Trees have lifted up the asphalt and destroyed the irrigation on the walk path.

FISCAL IMPACT:
Fund 301

Expenditure Category (In $1,000s):	2024-25	2025-26	2026-27	2027-28	2028-29	Five Year
Preliminary Design		$ 15				$ 15
Environmental Clearances						
Right-Of-Way Acquisition						
Final Design & Bidding		$ 5				$ 5
Construction Eng. & Project Management		$ 15				$ 15
Construction		$ 125				$ 125
Project Cost	$ -	$ 160	$ -	$ -	$ -	$ 160

Funding Source (In $1,000s):	2024-25	2025-26	2026-27	2027-28	2028-29	Five Year
Fund 301 - General Fund		$ 160				$ 160
						$ -
						$ -
						$ -
Funding Total	$ -	$ 160	$ -	$ -	$ -	$ 160

Estimated Project Schedule	2024	2025	2026	2027	2028	2029
Preliminary Design						
Environmental Clearances						
Right-of-Way Acquisition						
Final Design & Bidding						
Construction						
Project Close-Out						

PROJECT TITLE: HVAC Unit Replacements - Various Locations

CATEGORY: Parks and Community Facilities **CP #:** 22-022 **ID#:** 9032

PROJECT LOCATION: Various

PROJECT DESCRIPTION:

12 HVAC units replaced at the following locations: Animal Services, Secondary Animal Services building, old City Hall, FS #34, FS #31, FS #32, Digester No. 5 building, WQC Administration. Includes UV air filtration. Majority of project costs incurred in FY 22-23 with some carry over into FY 23-24.

PROJECT JUSTIFICATION:

The units are old and in need of replacement.

PROJECT LOCATION MAP/PHOTO:



FISCAL IMPACT:

Expenditure Category (In $1,000s):	2023-24	2024-25	2025-26	2026-27	2028-29	Five Year
Preliminary Design						$ -
Environmental Clearances						$ -
Right-Of-Way Acquisition						$ -
Final Design & Bidding						$ -
Construction Eng. & Project Management						$ -
Construction						$ -
Project Cost	$ -	$ -	$ -	$ -	$ -	$ -

Funding Source (In $1,000s):	2023-24	2024-25	2025-26	2026-27	2028-29	Five Year
						$ -
						$ -
						$ -
						$ -
Funding Total	$ -	$ -	$ -	$ -	$ -	$ -

Estimated Project Schedule	2024	2025	2026	2027	2028	2029
Preliminary Design						
Environmental Clearances						
Right-of-Way Acquisition						
Final Design & Bidding						
Construction						
Project Close-Out						

COMPLETED

PROJECT TITLE: UV Sterilization of Existing HVAC Units

CATEGORY: Parks and Community Facilities **CP #:** 22-024 **ID#:** 9033

PROJECT LOCATION: Various

PROJECT DESCRIPTION:

Installation of a UV light kit to provide disinfection for interior air quality. 60+ locations throughout various City facilities.

Project was bid out in 2023 but not awarded due to budget constraints. May be combined with future HVAC replacement project(s).

PROJECT JUSTIFICATION:

UV light disinfection provides indoor air quality improvements.

PROJECT LOCATION MAP/PHOTO:



FISCAL IMPACT:

Utilize ARPA funds

Expenditure Category (In $1,000s):	2023-24	2024-25	2025-26	2026-27	2028-29	Five Year
Preliminary Design						$ -
Environmental Clearances						$ -
Right-Of-Way Acquisition						$ -
Final Design & Bidding						$ -
Construction Eng. & Project Management						$ -
Construction						$ -
Project Cost	$ -	$ -	$ -	$ -	$ -	$ -

Funding Source (In $1,000s):	2023-24	2024-25	2025-26	2026-27	2028-29	Five Year
Fund 119 - ARPA						$ -
						$ -
						$ -
						$ -
Funding Total	$ -	$ -	$ -	$ -	$ -	$ -

Estimated Project Schedule	2024	2025	2026	2027	2028	2029
Preliminary Design						
Environmental Clearances						
Right-of-Way Acquisition						
Final Design & Bidding						
Construction						
Project Close-Out						

PROJECT TITLE: City Hall Roof Replacement (Original Building)

CATEGORY: Parks and Community Facilities **CP #:** 22-006 **ID#:** 9034

PROJECT LOCATION: City Hall (Original bldg) - 156 S. Broadway

PROJECT DESCRIPTION:

Rehabilitate/recover roof of the old City Hall building location. Only includes the portion over the old City Hall building and not the Municipal Services building addition.

PROJECT LOCATION MAP/PHOTO:

PROJECT JUSTIFICATION:

The roof is past its useful life and leaks have developed during heavy rain.

FISCAL IMPACT:

The estimated costs below include a roof replacement with 20 year warranty. A cheaper option exists to restore the existing roof with a 10 year warranty with estimated savings of $58k.

Expenditure Category (In $1,000s):	2024-25	2025-26	2026-27	2027-28	2028-29	Five Year
Preliminary Design	$ 8					$ 8
Environmental Clearances						
Right-Of-Way Acquisition						
Final Design & Bidding	$ 5					$ 5
Construction Eng. & Project Management	$ 30					$ 30
Construction	$ 436					$ 436
Project Cost	$ 479	$ -	$ -	$ -	$ -	$ 479

Funding Source (In $1,000s):	2024-25	2025-26	2026-27	2027-28	2028-29	Five Year
Fund 301 - General Fund	$ 479					$ 479
Funding Total	$ 479	$ -	$ -	$ -	$ -	$ 479

Estimated Project Schedule	2024	2025	2026	2027	2028	2029
Preliminary Design	Q2-Q3					
Environmental Clearances						
Right-of-Way Acquisition						
Final Design & Bidding	Q3					
Construction		Q2-Q3				
Project Close-Out		Q3				

PROJECT TITLE: Senior Center Electrical Breaker Box Replacement

CATEGORY: Parks and Community Facilities **CP #:** **ID#:** 9035

PROJECT LOCATION: 1191 Cahill St.

PROJECT DESCRIPTION:
Remove and replace outdated electrical breaker boxes.

PROJECT LOCATION MAP/PHOTO:



PROJECT JUSTIFICATION:
Existing electrical breaker boxes are outdated and replacement parts are no longer available.

FISCAL IMPACT:

Expenditure Category (In $1,000s):	2024-25	2025-26	2026-27	2027-28	2028-29	Five Year
Preliminary Design						
Environmental Clearances						
Right-Of-Way Acquisition						
Final Design & Bidding						
Construction Eng. & Project Management		$ 2				$ 2
Construction		$ 27				$ 27
Project Cost	$ -	$ 29	$ -	$ -	$ -	$ 29

Funding Source (In $1,000s):	2024-25	2025-26	2026-27	2027-28	2028-29	Five Year
						$ -
						$ -
						$ -
						$ -
Funding Total	$ -	$ -	$ -	$ -	$ -	$ -

Estimated Project Schedule	2024	2025	2026	2027	2028	2029
Preliminary Design						
Environmental Clearances						
Right-of-Way Acquisition						
Final Design & Bidding						
Construction	TBD					
Project Close-Out						

PROJECT TITLE: Street Tree Replacement 2023

CATEGORY: Parks and Community Facilities **CP #:** 23-025 **ID#:** 9036

PROJECT LOCATION: Medians at various locations

PROJECT DESCRIPTION:

Replacement of street trees in assessment district areas coinciding with the 2022 and 2023 slurry seal projects where street trees are missing.

PROJECT LOCATION MAP/PHOTO:

PROJECT JUSTIFICATION:

Assessment districts include a landscape element that includes funds to replace street trees as needed.
This project was bid in Fall 2023 but was not awarded.

FISCAL IMPACT:

Paid for by assessment districts

Expenditure Category (In $1,000s):	2024-25	2025-26	2026-27	2027-28	2028-29	Five Year
Preliminary Design						
Environmental Clearances						
Right-Of-Way Acquisition						
Final Design & Bidding	$ 4					
Construction Eng. & Project Management	$ 7					$ 7
Construction	$ 150					$ 150
Project Cost	$ 161	$ -	$ -	$ -	$ -	$ 161

Funding Source (In $1,000s):	2024-25	2025-26	2026-27	2027-28	2028-29	Five Year
Fund 246 - Landscape Assessment	$ 161					$ 161
Funding Total	$ 161	$ -	$ -	$ -	$ -	$ -

Estimated Project Schedule	2024	2025	2026	2027	2028	2029
Preliminary Design						
Environmental Clearances						
Right-of-Way Acquisition						
Final Design & Bidding	Q3					
Construction	Q3-Q4					
Project Close-Out	Q4					

PROJECT TITLE: NE Neighborhood Park/John Lazar Park

CATEGORY: Parks and Community Facilities **CP #:** 21-043 **ID#:** 9037

PROJECT LOCATION: NE Quadrant of Turlock

PROJECT DESCRIPTION:
Install a park which includes landscape, turf, and amentities.

PROJECT LOCATION MAP/PHOTO:

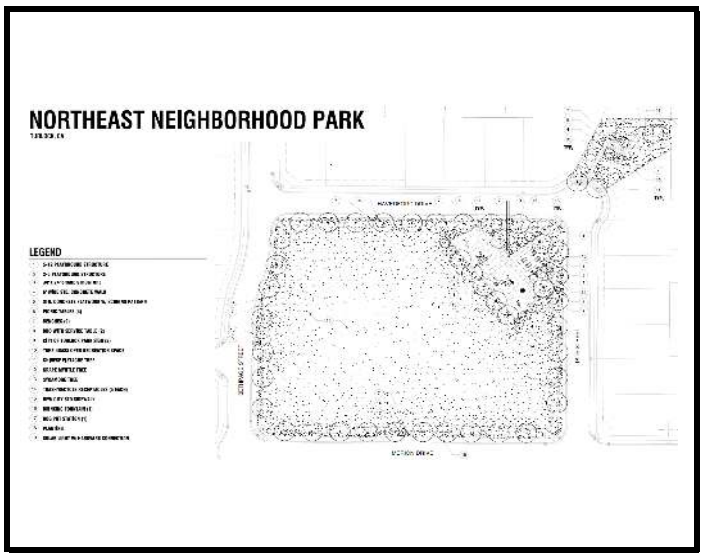

PROJECT JUSTIFICATION:
City is required by development agreements to install a park.

FISCAL IMPACT:

Expenditure Category (In $1,000s):	2024-25	2025-26	2026-27	2027-28	2028-29	Five Year
Preliminary Design						$ -
Environmental Clearances						$ -
Right-Of-Way Acquisition						$ -
Final Design & Bidding	$ 80					$ 80
Construction Eng. & Project Management	$ 70	$ 70				$ 140
Construction	$ 1,200	$ 1,200				$ 2,400
Project Cost	$ 1,350	$ 1,270	$ -	$ -	$ -	$ 2,620

Funding Source (In $1,000s):	2024-25	2025-26	2026-27	2027-28	2028-29	Five Year
Fund 228 - Park Development						$ -
						$ -
						$ -
						$ -
Funding Total	$ -	$ -	$ -	$ -	$ -	$ -

Estimated Project Schedule	2024	2025	2026	2027	2028	2029
Preliminary Design						
Environmental Clearances						
Right-of-Way Acquisition						
Final Design & Bidding						
Construction						
Project Close-Out						

PROJECT TITLE: Senior Center Window Replacements

CATEGORY: Parks and Community Facilities **CP #:** 23-049 **ID#:** 9038

PROJECT LOCATION: Turlock Senior Center

PROJECT DESCRIPTION:

Remove and replace all exterior windows

PROJECT LOCATION MAP/PHOTO:

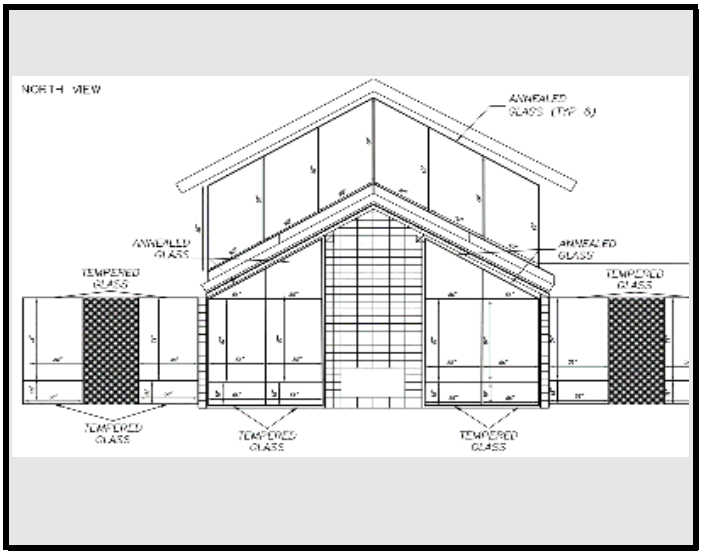

PROJECT JUSTIFICATION:

The facility will be having multiple rennovations to become more energy efficient. The window replacements take part in this larger plan, with the new glass incorporating a solar-efficient coating.

FISCAL IMPACT:

No General Fund will be spent on this project. The majority of the $82k construction bid cost is to be paid in FY 23-24.

Expenditure Category (In $1,000s):	2024-25	2025-26	2026-27	2027-28	2028-29	Five Year
Preliminary Design						
Environmental Clearances						
Right-Of-Way Acquisition						
Final Design & Bidding						
Construction Eng. & Project Management						
Construction						
Project Cost	$ -	$ -	$ -	$ -	$ -	$ -

Funding Source (In $1,000s):	2024-25	2025-26	2026-27	2027-28	2028-29	Five Year
Funding Total	$ -	$ -	$ -	$ -	$ -	$ -

Estimated Project Schedule	2024	2025	2026	2027	2028	2029
Preliminary Design						
Environmental Clearances						
Right-of-Way Acquisition						
Final Design & Bidding						
Construction	Q2					
Project Close-Out	Q3					

COMPLETED

PROJECT TITLE: Marty Yerby Center Renovations

CATEGORY: Housing **CP #:** **ID#:** 10001

PROJECT LOCATION: Marty Yerby Recreational Facility - 595 High Street

PROJECT DESCRIPTION:

Replacement of two (2) HVAC units, remodeling of bathrooms, ADA access at front door, Wi-Fi /AV

PROJECT LOCATION MAP/PHOTO:

PROJECT JUSTIFICATION:

Approved at 02/13/2024 Council Meeting through the second substanstial amendment for the 2020-21 Annual Action Plan

FISCAL IMPACT:

No General Fund will be spent on this project.

Expenditure Category (In $1,000s):	2024-25	2025-26	2026-27	2027-28	2028-29	Five Year
Preliminary Design	$ 25					$ 25
Environmental Clearances						
Right-Of-Way Acquisition						
Final Design & Bidding	$ 4					$ 4
Construction Eng. & Project Management	$ 19					$ 19
Construction	$ 125					$ 125
Project Cost	$ 173	$ -	$ -	$ -	$ -	$ 173

Funding Source (In $1,000s):	2024-25	2025-26	2026-27	2027-28	2028-29	Five Year
Fund 255 - CDBG-CV	$ 173					$ 173
						$ -
						$ -
						$ -
Funding Total	$ 173	$ -	$ -	$ -	$ -	$ -

Estimated Project Schedule	2024	2025	2026	2027	2028	2029
Preliminary Design	Q3					
Environmental Clearances						
Right-of-Way Acquisition						
Final Design & Bidding	Q3					
Construction	Q4	Q1				
Project Close-Out		Q1				

PROJECT TITLE: Senior Center Renovations Project

CATEGORY: Housing **CP #:** **ID#:** 10002

PROJECT LOCATION: Senior Center - 1191 Cahill

PROJECT DESCRIPTION:

Roof replacement, HVAC, Exterior and 2 ADA doors, Insulation (roof), HEPA Filters, WIFI, Touchless Water Dispenser/Fountain, Touchless Toilets, Touchless Faucets, Touchless Soap and Towel Dispensers. Project may be broken into subparts for bidding purposes. There is some overlap with CIP IDs #9016 and #9020.

PROJECT JUSTIFICATION:

Approved at 02/13/2024 Council meeting through the second substanstial amendment for the 2020-21 Annual Action Plan

PROJECT LOCATION MAP/PHOTO:



FISCAL IMPACT:

No General Fund will be spent on this project.

Expenditure Category (In $1,000s):	2024-25	2025-26	2026-27	2027-28	2028-29	Five Year
Preliminary Design	$ 35					$ 35
Environmental Clearances						
Right-Of-Way Acquisition						
Final Design & Bidding	$ 4					$ 4
Construction Eng. & Project Management	$ 44					$ 44
Construction	$ 438					$ 438
Project Cost	$ 521	$ -	$ -	$ -	$ -	$ 521

Funding Source (In $1,000s):	2024-25	2025-26	2026-27	2027-28	2028-29	Five Year
Fund 255 - CDBG-CV	$ 521					$ 521
						$ -
						$ -
						$ -
Funding Total	$ 521	$ -	$ -	$ -	$ -	$ -

Estimated Project Schedule	2024	2025	2026	2027	2028	2029
Preliminary Design	Q2-Q3					
Environmental Clearances						
Right-of-Way Acquisition						
Final Design & Bidding	Q3					
Construction	Q4	Q1				
Project Close-Out		Q2				

PROJECT TITLE: Rehab/Reconstruct Apron A1

CATEGORY: Airport **CP #:** **ID#:** 11001

PROJECT LOCATION: 13604 Newport Road, Balico, CA

PROJECT DESCRIPTION:
Rehab/Reconstruct apron A1; Relocate Wind Indicator and Segmented Circle (Design Only)

PROJECT LOCATION MAP/PHOTO:

PROJECT JUSTIFICATION:
Project will help bring the airport up to FAA standards

FISCAL IMPACT:
FAA Grant or City Match

Expenditure Category (In $1,000s):	2024-25	2025-26	2026-27	2027-28	2028-29	Five Year
Preliminary Design						$ -
Environmental Clearances						$ -
Right-Of-Way Acquisition						$ -
Final Design & Bidding						$ -
Construction Eng. & Project Management						$ -
Construction						$ -
Project Cost	$ -	$ -	$ -	$ -	$ -	$ -

Funding Source (In $1,000s):	2024-25	2025-26	2026-27	2027-28	2028-29	Five Year
Fund 401 - Airport						$ -
						$ -
						$ -
						$ -
Funding Total	$ -	$ -	$ -	$ -	$ -	$ -

Estimated Project Schedule	2024	2025	2026	2027	2028	2029
Preliminary Design						
Environmental Clearances						
Right-of-Way Acquisition						
Final Design & Bidding						
Construction						
Project Close-Out						

PROJECT TITLE: Runway Widening Project

CATEGORY: Airport **CP #:** **ID#:** 11002

PROJECT LOCATION: 13604 Newport Road, Balico, CA

PROJECT DESCRIPTION:

Widen Runway to 60 ft, grading/drainage, RSA & Infrastructure. Improvements include airfield electrical upgrades.

PROJECT LOCATION MAP/PHOTO:

PROJECT JUSTIFICATION:

Runway widening will bring the runway up to FAA standards

FISCAL IMPACT:

FAA Grant or City Match. Estimated construction cost is $3.2M

Expenditure Category (In $1,000s):	2024-25	2025-26	2026-27	2027-28	2028-29	Five Year
Preliminary Design						$ -
Environmental Clearances						$ -
Right-Of-Way Acquisition						$ -
Final Design & Bidding						$ -
Construction Eng. & Project Management						$ -
Construction						$ -
Project Cost	$ -	$ -	$ -	$ -	$ -	$ -

Funding Source (In $1,000s):	2024-25	2025-26	2026-27	2027-28	2028-29	Five Year
Fund 401 - Airport						$ -
						$ -
						$ -
						$ -
Funding Total	$ -	$ -	$ -	$ -	$ -	$ -

Estimated Project Schedule	2024	2025	2026	2027	2028	2029
Preliminary Design						
Environmental Clearances						
Right-of-Way Acquisition						
Final Design & Bidding						
Construction						
Project Close-Out						

PROJECT TITLE: Bus Stop Improvements, Phase 2

CATEGORY: Transit **CP #:** 18-31 **ID#:** 12001

PROJECT LOCATION: At/near fixed route bus stops throughout the City of Turlock

PROJECT DESCRIPTION:

This project will involve the purchase and installation of transit amenities (i.e. benches, shelters, lighting, trash receptacles) at fixed route bus stops throughout the City of Turlock. In addition, the project will install related infrastructure improvements at or near bus stops to improve access by transit vehicles or accessibility by passengers. The goal of the project is to provide seating and lighting at every bus stop, with bus shelters where right-of-way permits. A sample bus shelter is shown in the picture; City amenities will be Pearl Green.

PROJECT LOCATION MAP/PHOTO:

PROJECT JUSTIFICATION:

To improve access to stops by transit buses; improve ADA accessibility to stops by passengers; provide shelter during inclement weather; provide benches for resting and lighting for rider safety and visibility for drivers.

FISCAL IMPACT:

Funded entirely by State of Good Repair transit funds. No General Fund impacts.

Expenditure Category (In $1,000s):	2024-25	2025-26	2026-27	2027-28	2028-29	Five Year
Preliminary Design	$ 5					$ 5
Environmental Clearances						$ -
Right-Of-Way Acquisition						$ -
Final Design & Bidding	$ 8					$ 8
Construction Eng. & Project Management	$ 18					$ 18
Construction	$ 180					$ 180
Project Cost	$ 211	$ -	$ -	$ -	$ -	$ 211

Funding Source (In $1,000s):	2024-25	2025-26	2026-27	2027-28	2028-29	Five Year
Fund 426 - Transit (SGR)	$ 211					$ 211
						$ -
						$ -
						$ -
Funding Total	$ 211	$ -	$ -	$ -	$ -	$ 211

Estimated Project Schedule	2024	2025	2026	2027	2028	2029
Preliminary Design	Q3-Q4					
Environmental Clearances	Q4					
Right-of-Way Acquisition	N/A					
Final Design & Bidding	Q4					
Construction		Q1				
Project Close-Out		Q2				

PROJECT TITLE: Safe Route to Transit (SRTT) ADA Signal Improvements

CATEGORY: Transit **CP #:** 18-56 **ID#:** 12002

PROJECT LOCATION:

PROJECT DESCRIPTION:

This project will add new (or replace existing, non-ADA compliant) pedestrian pushbuttons at traffic signals throughout the City that are adjacent to fixed route bus stops. The project will also add new (or replace existing, non-countdown style) pedestrian signal countdown displays at the same locations. This project will improve accessibility of bus stops for transit users with disabilities.

PROJECT JUSTIFICATION:

Improve accessibility to and from fixed route transit bus stops throughout the City for individuals with disabilities.

PROJECT LOCATION MAP/PHOTO:

FISCAL IMPACT:

This project will be funded entirely by state transit grants. No General Fund impacts.

Expenditure Category (In $1,000s):	2024-25	2025-26	2026-27	2027-28	2028-29	Five Year
Preliminary Design						$ -
Environmental Clearances						$ -
Right-Of-Way Acquisition						$ -
Final Design & Bidding						$ -
Construction Eng. & Project Management						$ -
Construction	$ -					$ -
Project Cost	$ -	$ -	$ -	$ -	$ -	$ -

Funding Source (In $1,000s):	2023-24	2025-26	2026-27	2027-28	2028-29	Five Year
						$ -
						$ -
						$ -
						$ -
Funding Total	$ -	$ -	$ -	$ -	$ -	$ -

REMOVED

Estimated Project Schedule	2024	2025	2026	2027	2028	2029
Preliminary Design						
Environmental Clearances						
Right-of-Way Acquisition						
Final Design & Bidding						
Construction						
Project Close-Out						

PROJECT TITLE: Corporation Yard Perimeter Security Improvements

CATEGORY: Transit **CP #:** 20-010 **ID#:** 12003

PROJECT LOCATION: City of Turlock Corporation Yard, 701 S. Walnut Rd. (west and north sides)

PROJECT DESCRIPTION:

This project will install wrought iron fencing along the west and north sides of the Corporation Yard, as well as new safety lighting within the Corporation Yard, to better protects transit vehicles and City equipment from theft or vandalism. The City has been experiencing an increase in these incidents in recent years and perimeter security enhancements were identified as the most effective long-term solution to addressing the problem.

PROJECT LOCATION MAP/PHOTO:

PROJECT JUSTIFICATION:

To better secure City property; to minimize damage to, or theft of, transit vehicles or other City property; to protect the federally-funded transit fleet in accordance with the adopted TAM Plan and PTASP.

FISCAL IMPACT:

The project funding will be split based on the benefiting departments/divisions.

Expenditure Category (In $1,000s):	2024-25	2025-26	2026-27	2027-28	2028-29	Five Year
Preliminary Design						$ -
Environmental Clearances						$ -
Right-Of-Way Acquisition						$ -
Final Design & Bidding						$ -
Construction Eng. & Project Management	$ 25					$ -
Construction	$ 225					$ -
Project Cost	$ 250	$ -	$ -	$ -	$ -	$ -

Funding Source (In $1,000s):	2024-25	2025-26	2026-27	2027-28	2028-29	Five Year
Fund 426 - Transit (LTF)	$ 125					$ 125
Fund 410 - Water Quality Control	$ 16					$ 16
Fund 420 - Water Enterprise	$ 16					$ 16
TBD	$ 31					
TBD	$ 31					
TBD	$ 31					$ 31
Funding Total	$ 250	$ -	$ -	$ -	$ -	$ 250

Estimated Project Schedule	2024	2025	2026	2027	2028	2029
Preliminary Design						
Environmental Clearances						
Right-of-Way Acquisition						
Final Design & Bidding	Q1 - Q2					
Construction	Q3					
Project Close-Out	Q4					

PROJECT TITLE: Transit Operations Facility

CATEGORY: Transit **CP #:** 21-001 **ID#:** 12004

PROJECT LOCATION: S. Walnut Rd., north of existing Corporation Yard

PROJECT DESCRIPTION:

This project will construct a new transit operations facility that includes: (1) short-term and overnight bus parking stalls with overhead canopies; (2) on-site generation, storage, and dispension of CNG and ZEB fuels, including a potential microgrid; (3) a building for training, fare collection/counting, and other operational purposes; (4) a new ingress/egress option dedicated to transit; (5) perimeter fencing, lighting, cameras, and other security elements; (5) a storage area for transit amenities; and (6) an area for future growth.

PROJECT LOCATION MAP/PHOTO:

PROJECT JUSTIFICATION:

(1) Additional space required for growing fleet; (2) CARB ZEB regulations required transition to zero emission technology; (3) improved resiliency; (4) ingress/egress improvements to site.

FISCAL IMPACT:

No General Fund impacts. Competitive grant funding will be solicited as well.

Expenditure Category (In $1,000s):	2024-25	2025-26	2026-27	2027-28	2028-29	Five Year
Preliminary Design	$ 150	$ 300				$ 450
Environmental Clearances	$ 40	$ 280				$ 320
Right-Of-Way Acquisition	$ 54	$ 550				$ 604
Final Design & Bidding		$ 16				$ 16
Construction Eng. & Project Management			$ 305	$ 305	$ 100	$ 710
Construction			$ 6,500	$ 6,500	$ 1,000	$ 14,000
Project Cost	$ 244	$ 1,146	$ 6,805	$ 6,805	$ 1,100	$ 16,100

Funding Source (In $1,000s):	2024-25	2025-26	2026-27	2027-28	2028-29	Five Year
Fund 426 - Transit (LTF)	$ 244	$ 900				$ 1,144
Fund 426 -Transit (Federal)		$ 246	$ 6,305	$ 6,805	$ 1,100	$ 14,456
Fund 426 - Transit (SGR)			$ 500			$ 500
						$ -
Funding Total	$ 244	$ 1,146	$ 6,805	$ 6,805	$ 1,100	$ 16,100

Estimated Project Schedule	2024	2025	2026	2027	2028	2029
Preliminary Design	Q3	Q4				
Environmental Clearances		Q3-Q4				
Right-of-Way Acquisition			Q1-Q2			
Final Design & Bidding			Q3-Q4			
Construction				Q1	Q2	
Project Close-Out					Q3	

PROJECT TITLE: Roger K. Fall Transit Center, Phase 4 Improvements

CATEGORY: Transit **CP #:** 21-002 **ID#:** 12005

PROJECT LOCATION: Roger K. Fall Transit Center

PROJECT DESCRIPTION:

This project will involve the redevelopment of the south end of the Transit Center to provide: maintenance office space and storage; expanded transit operations areas and bus bays; enhanced security through lighting, security cameras, and fencing; a large multi-purpose meeting room; a secured parking area for City vehicles and contracted staff that work after-hours; a security office for contracted private security, as well as future Transit Resource Officers; an I.T. room; and design consideration for a potential communications antenna.

PROJECT LOCATION MAP/PHOTO:

PROJECT JUSTIFICATION:

To expand operational capacity; improve on-site security; address needs raised by stakeholders in recent years; and better position the City to meet future transportation needs.

FISCAL IMPACT:

This project will be funded with federal and state transit grant funds. No General Fund impacts.

Expenditure Category (In $1,000s):	2024-25	2025-26	2026-27	2027-28	2028-29	Five Year
Preliminary Design	$ 150					$ 150
Environmental Clearances	$ 10					$ 10
Right-Of-Way Acquisition						$ -
Final Design & Bidding	$ 10					$ 10
Construction Eng. & Project Management		$ 75	$ 225			$ 300
Construction		$ 1,500	$ 4,500			$ 6,000
Project Cost	$ 170	$ 1,575	$ 4,725	$ -	$ -	$ 6,470

Funding Source (In $1,000s):	2024-25	2025-26	2026-27	2027-28	2028-29	Five Year
Fund 426 - Transit (LTF)	$ 170	$ 582				$ 752
Fund 426 - Transit (Federal)		$ 4,143	$ 1,575			$ 5,718
						$ -
						$ -
Funding Total	$ 170	$ 4,725	$ 1,575	$ -	$ -	$ 6,470

Estimated Project Schedule	2024	2025	2026	2027	2028	2029
Preliminary Design	Q3	Q1				
Environmental Clearances		Q2				
Right-of-Way Acquisition		Q2				
Final Design & Bidding		Q3				
Construction			Q1	Q2		
Project Close-Out				Q3		

PROJECT TITLE: Fixed Route ITS Enhancements

CATEGORY: Transit **CP #:** 21-009 **ID#:** 12006

PROJECT LOCATION: All fixed route revenue service vehicles (buses)

PROJECT DESCRIPTION:

This project will install Intelligent Transportation Systems (ITS) equipment on all fixed route vehicles, including automatic passenger counters, occupancy sensors, stop/route audible annunciators, automatic vehicle location devices, vehicle maintenance monitors, and other related, technology sensors and equipment. The project will also include relevant software, maintenance, training components to ensure it is functional and effective over the long-term, as well as integration services to integrate with existing systems.

PROJECT LOCATION MAP/PHOTO:

PROJECT JUSTIFICATION:

To provide more data to passengers for trip planning purposes; to provide more data to operations staff to manage services and the fleet; to provide tools to City staff for greater oversight of transit operations.

FISCAL IMPACT:

This project will be funded entirely by state transit grant funds. No General Fund impacts.

Expenditure Category (In $1,000s):	2024-25	2025-26	2026-27	2027-28	2028-29	Five Year
Preliminary Design	$ 5					$ 5
Environmental Clearances	$ 1					$ 1
Right-Of-Way Acquisition						$ -
Final Design & Bidding	$ 2					$ 2
Construction Eng. & Project Management	$ 35					$ 35
Construction	$ 655					$ 655
Project Cost	$ 698	$ -	$ -	$ -	$ -	$ 698

Funding Source (In $1,000s):	2024-25	2025-26	2026-27	2027-28	2028-29	Five Year
Fund 426 - Transit (LTF)	$ 698					$ 698
Fund 426 - Transit (Federal)						$ -
						$ -
						$ -
Funding Total	$ 698	$ -	$ -	$ -	$ -	$ 698

Estimated Project Schedule	2024	2025	2026	2027	2028	2029
Preliminary Design	Q3					
Environmental Clearances	Q3					
Right-of-Way Acquisition	N/A					
Final Design & Bidding	Q4					
Construction		Q1-Q2				
Project Close-Out		Q2				

PROJECT TITLE: Safe Route to Transit (SRTT) Pedestrian Accessibility

CATEGORY: Transit **CP #:** **ID#:** 12007

PROJECT LOCATION:

PROJECT DESCRIPTION:

This project will add new sections of sidewalk where none exist, or replace sections of sidewalk that are not compliant with ADA standards, throughout the City at locations adjacent to fixed route bus stops. The project may also include site improvements at new or existing bus stops. This project will improve accessibility of bus stops for transit users with disabilities.

PROJECT JUSTIFICATION:

Improve accessibility to and from fixed route transit bus stops throughout the City for individuals with disabilities.

PROJECT LOCATION MAP/PHOTO:



FISCAL IMPACT:

This project will be funded entirely by state transit grants. No General Fund impacts.

Expenditure Category (In $1,000s):	2023-24	*2024-25*	*2025-26*	*2026-27*	*2027-28*	*Five Year*
Preliminary Design						$ -
Environmental Clearances						$ -
Right-Of-Way Acquisition						$ -
Final Design & Bidding						$ -
Construction Eng. & Project Management						$ -
Construction						$ -
Project Cost:	$ -	$ -	$ -	$ -	$ -	$ -

Funding Source (In $1,000s):	2023-24	2024-25	2025-26	2026-27	2027-28	Five Year
						$ -
						$ -
						$ -
						$ -
Funding Total	$ -	$ -	$ -	$ -	$ -	$ -

Estimated Project Schedule	2023	2024	2025	2026	2027	2028
Preliminary Design						
Environmental Clearances						
Right-of-Way Acquisition						
Final Design & Bidding						
Construction						
Project Close-Out						

REMOVED

PROJECT TITLE: Bus Stop Improvements, Phase 3

CATEGORY: Transit **CP #:** 21-011 **ID#:** 12008

PROJECT LOCATION: At/near fixed route bus stops throughout the City of Turlock

PROJECT DESCRIPTION:

This project will involve the purchase and installation of transit amenities (i.e. benches, shelters, lighting, trash receptacles) at fixed route bus stops throughout the City of Turlock. In addition, the project will install related infrastructure improvements at or near bus stops to improve access by transit vehicles or accessibility by passengers. The goal of the project is to provide seating and lighting at every bus stop, with bus shelters where right-of-way permits. Unlike Phase 2, this project will involve engineering, surveying and right-of-way acquisition.

PROJECT LOCATION MAP/PHOTO:

PROJECT JUSTIFICATION:

To improve access to stops by transit buses; improve ADA accessibility to stops by passengers; provide shelter during inclement weather; provide benches for resting and lighting for rider safety and visibility for drivers.

FISCAL IMPACT:

Funded entirely by State of Good Repair transit funds. No General Fund impacts.

Expenditure Category (In $1,000s):	2024-25	2025-26	2026-27	2027-28	2028-29	Five Year
Preliminary Design	$ 22					$ 22
Environmental Clearances	$ 8					$ 8
Right-Of-Way Acquisition	$ 22					$ 22
Final Design & Bidding	$ 10					$ 10
Construction Eng. & Project Management		$ 21				$ 21
Construction		$ 221				$ 221
Project Cost	$ 62	$ 242	$ -	$ -	$ -	$ 304

Funding Source (In $1,000s):	2024-25	2025-26	2026-27	2027-28	2028-29	Five Year
Fund 426 - Transit (SGR)	$ 62	$ 242				$ 304
						$ -
						$ -
						$ -
Funding Total	$ 62	$ 242	$ -	$ -	$ -	$ 304

Estimated Project Schedule	2024	2025	2026	2027	2028	2029
Preliminary Design	Q4	Q2				
Environmental Clearances		Q2-Q3				
Right-of-Way Acquisition		Q3-Q4				
Final Design & Bidding		Q4				
Construction			Q1-Q2			
Project Close-Out			Q2			

PROJECT TITLE: CNG Slow Fill Station Upgrade

CATEGORY: Transit **CP #:** 21-032 **ID#:** 12009

PROJECT LOCATION: Bus parking/fuel area; Corporation Yard

PROJECT DESCRIPTION:

Upgrade and upsize the CNG slow fill fueling system to better accommodate the larger fleet size and ensure that fueling equipment can reach moderate useful life targets. The project includes civil design for utility integration, bidding and acquisition of fueling equipment, as well as construction.

PROJECT JUSTIFICATION:

The proposed system, designed for midsize fleets, will fuel the City's fixed route transit fleet more efficiently and with greater uptime, resulting in reduced maintanance and upkeep costs, as well as improving reliability for transit services.

PROJECT LOCATION MAP/PHOTO:

FISCAL IMPACT:

All project costs will be paid with transit grant funds. No General Fund monies will be used.

Expenditure Category (In $1,000s):	2024-25	2025-26	2026-27	2027-28	2028-29	Five Year
Preliminary Design	$ 25					$ 25
Environmental Clearances	$ 3					$ 3
Right-Of-Way Acquisition						$ -
Final Design & Bidding						$ -
Construction Eng. & Project Management		$ 23				$ 23
Construction		$ 325				$ 325
Project Cost	$ 28	$ 348	$ -	$ -	$ -	$ 376

Funding Source (In $1,000s):	2024-25	2025-26	2026-27	2027-28	2028-29	Five Year
Fund 426 - Transit (LTF)	$ 28	$ 348				$ 376
						$ -
						$ -
						$ -
Funding Total	$ 28	$ 348	$ -	$ -	$ -	$ 376

Estimated Project Schedule	2024	2025	2026	2027	2028	2029
Preliminary Design	Q3-Q4					
Environmental Clearances		Q1				
Right-of-Way Acquisition		N/A				
Final Design & Bidding		Q2				
Construction		Q3-Q4				
Project Close-Out			Q1			

PROJECT TITLE: Transit Center Canopy Repair

CATEGORY: Transit **CP #:** 23-020 **ID#:** 12010

PROJECT LOCATION: 1418 N. Golden State Blvd

PROJECT DESCRIPTION:

This project will repair cladding around a single column at the City's Transit Center.

PROJECT LOCATION MAP/PHOTO:

PROJECT JUSTIFICATION:

This column was hit by a vehicle, resulting in damage of the cladding of the column. There is no structural damage to the column.

FISCAL IMPACT:

No General Fund will be spent on this project.

Expenditure Category (In $1,000s):	2024-25	2025-26	2026-27	2027-28	2028-29	Five Year
Preliminary Design						$ -
Environmental Clearances						$ -
Right-Of-Way Acquisition						$ -
Final Design & Bidding	$ 5					$ 5
Construction Eng. & Project Management	$ 6					$ 6
Construction	$ 66					$ 66
Project Cost	$ 77	$ -	$ -	$ -	$ -	$ 77

Funding Source (In $1,000s):	2024-25	2025-26	2026-27	2027-28	2028-29	Five Year
Fund 426 -Transit (LTF)	$ 27					$ 27
						$ -
						$ -
						$ -
Funding Total	$ 27	$ -	$ -	$ -	$ -	$ -

Estimated Project Schedule	2024	2025	2026	2027	2028	2029
Preliminary Design	Q1					
Environmental Clearances	Q2					
Right-of-Way Acquisition	N/A					
Final Design & Bidding	Q2					
Construction	Q3					
Project Close-Out	Q4					

PROJECT TITLE: Bus Maintenance Facility Floor Coating

CATEGORY: Transit **CP #:** 24-006 **ID#:** 12011

PROJECT LOCATION: Corporation Yard - 701 S. Walnut

PROJECT DESCRIPTION:

This project will replace the floor coating at the City's transit bus maintenance building.

PROJECT LOCATION MAP/PHOTO:



PROJECT JUSTIFICATION:

The existing floor coating in the building is worn out, cracking and no longer resisting absorbation of oils and fluids.

FISCAL IMPACT:

All project costs will be paid with transit grant funds. No General Fund monies will be used.

Expenditure Category (In $1,000s):	2024-25	2025-26	2026-27	2027-28	2028-29	Five Year
Preliminary Design						
Environmental Clearances						
Right-Of-Way Acquisition						
Final Design & Bidding	$ 3					$ 3
Construction Eng. & Project Management	$ 6					$ 6
Construction	$ 25					$ 25
Project Cost	$ 34	$ -	$ -	$ -	$ -	$ 34

Funding Source (In $1,000s):	2024-25	2025-26	2026-27	2027-28	2028-29	Five Year
Fund 426 - Transit (LTF)	$ 34					$ 34
Funding Total	$ 34	$ -	$ -	$ -	$ -	$ 34

Estimated Project Schedule	2024	2025	2026	2027	2028	2029
Preliminary Design	Q2					
Environmental Clearances						
Right-of-Way Acquisition						
Final Design & Bidding	Q3					
Construction	Q3					
Project Close-Out	Q4					

PROJECT TITLE: Pigeon Exclusion at Transit Center

CATEGORY: Transit **CP #:** 22-034 **ID#:** 12012

PROJECT LOCATION: Transit Center - 1418 N. Golden State Blvd.

PROJECT DESCRIPTION:

Install equipment adjacent to solar panels on overhead canopies at the Transit Center to reduce or eliminate pigeon activity underneath the solar panels.

PROJECT LOCATION MAP/PHOTO:



PROJECT JUSTIFICATION:

Pigeon feces can damage the overhead canopy structure materials over time, so adding in specialty equipment to keep the pigeons from congregating or nesting beneath the solar panels will extend the useful life of the canopy structures.

FISCAL IMPACT:

All project costs will be paid with transit grant funds. No General Fund monies will be used.

Expenditure Category (In $1,000s):	2024-25	2025-26	2026-27	2027-28	2028-29	Five Year
Preliminary Design						
Environmental Clearances						
Right-Of-Way Acquisition						
Final Design & Bidding						
Construction Eng. & Project Management	$ 2					$ 2
Construction	$ 15					$ 15
Project Cost	$ 17	$ -	$ -	$ -	$ -	$ 17

Funding Source (In $1,000s):	2024-25	2025-26	2026-27	2027-28	2028-29	Five Year
Fund 426 - Transit (LTF)	$ 17					$ 17
Funding Total	$ 17	$ -	$ -	$ -	$ -	$ -

Estimated Project Schedule	2024	2025	2026	2027	2028	2029
Preliminary Design						
Environmental Clearances						
Right-of-Way Acquisition						
Final Design & Bidding	Q2					
Construction	Q3					
Project Close-Out	Q4					

PROJECT TITLE: City Hall Expansion

CATEGORY: Admin **CP #:** 13001 **ID#:**

PROJECT LOCATION:

PROJECT DESCRIPTION:

Potential purchase of adjoining property to allow expansion of City Hall.

PROJECT LOCATION MAP/PHOTO:

PROJECT JUSTIFICATION:

City Manager request.

FISCAL IMPACT:

Project estimate and funding source TBD until scope is better defined.

Expenditure Category (In $1,000s):	2024-25	2025-26	2026-27	2027-28	2028-29	Five Year
Preliminary Design						$ -
Environmental Clearances						$ -
Right-Of-Way Acquisition						$ -
Final Design & Bidding						$ -
Construction Eng. & Project Management						$ -
Construction						$ -
Project Cost	$ -	$ -	$ -	$ -	$ -	$ -

Funding Source (In $1,000s):	2024-25	2025-26	2026-27	2027-28	2028-29	Five Year
CDBG-CV						$ -
						$ -
						$ -
						$ -
Funding Total	$ -	$ -	$ -	$ -	$ -	$ -

Estimated Project Schedule	2024	2025	2026	2027	2028	2029
Preliminary Design						
Environmental Clearances						
Right-of-Way Acquisition						
Final Design & Bidding						
Construction	Q3-Q4					
Project Close-Out	Q4					

Finance Department Monthly Report
August 13, 2024

□r□□ □□ □aac□M□re□□□□□a□ce□D□rec□r□

Prepared□□□□□ □aac□M□re□□□□□a□ce□D□rec□r□

□□e□d□ed□□□□□ Rea□a□M□□□ I□□□□□C□□□Ma□a□er□

□a□□□□□□□e□□□a□ce□Depar□□e□□□□c□rre□I□□□□□e□pr□ce□□□□□□□□Il□□□□□e□□Il□□□□p□□□□□□□□□

□Il□□□□□ □□□□cc□□□□□Cler□□□□
□□□□cc□□□□□Cler□□□r□□

Pr□c□re□e□□P□Ic□□–C□□□e□□□□a□e□□ee□□rece□ed□r□□ all□depar□□e□□□a□d□are□c□rre□I□□□
□□der□e□e□□□C□rre□I□□□r□□□□□□□e□pla□e□a□d□I□□□c□ar□□□□

□ra□□e□□□□cc□pa□c□□□a□–□□□□□□alle□□ea□□re□a□appr□□ed□□□C□□□cI□□□□□□□e□□□□□□□□□□
□ll□ece□□ar□add□□□al□d□c□□e□□□□□r□alle□are□e□□□dra□ed□a□d□re□e□ed□□

Mea□re□□C□□□□□ee–Plea□e□ee□a□ac□ed□rep□r□□

C□□□rac□□□ec□□ed□□□C□□□Ma□a□er–Plea□e□ee□a□le□el□□□□r□□e□e□ec□ed□c□□rac□□□□□□□□
□e□□ □□□□□□□□□□I□□□□□□□

□□□□e□□L□ce□□e–□e□□□□□□e□□I□ce□□e□re□e□al□□r□ □are□□□der□dra□□re□e□□a□d□□□I□e□□□□e□
□e□□□□ee□□□

Pr□ec□□□□

□

□er□ee□Stu dy – □Re□e□□□□pr□r□dra□□Re□□e□□□Fo r□Pr□p□□al□□□R□P) □□□□□□a□ed□to□issu e□in□ earl□□□ugust. □

□

□□pac□□ee□Stu dy – □Pe□d□□□□c om ple tion□of □□□ra□r□c□re□□a□er□pla□□pda□e□. □

□

□□erpr□e a□d□□□er□al□er□ce□Fun ds□Re□er□e□P□lc□e□– □Re□e□□pr□r□dra□□□a□d□ad□p□pr□r□to□th e□ com ple tion□of th e□□e□er□ra□e□□□crea□e. □

□

C ommunity □ac□l□e□D□r□c□– □C□rre□l□re□e□□□□d oc um e nts f om □c onsu l□a nt □

□

□

□

□

□

□

□

□

□

□

City Manager Approved Contracts Up To $100,000					
Contract Number	**Vendor Name**	**Description**	**Compensation Amount Not to Exceed**	**Effective Date**	**Department**
		JULY			
2024-172	NBS Government Finance Group	Sewer Rate Communications	$ 25,300.00	5/28/2024	Muni
2024-75	Pires, Lipomi & Burkett Architectural Corp	Red Inc Architects-Transitional Housing Study	$ 20,000.00	11/8/2023	Housing
2025-10	MGT of America Inc.	2 CFT Part 200 Cost Allocation Plan & Eng. Indirect Cost Rate	$ 55,500.00	7/1/2024	Accounting
2024-140	Life Scan Wellness Centers	Occupational Medical Services	$ 50,000.00	5/1/2024	Fire
2025-23	2024- Fair Sponsorship- Kids Club Sponsorship	State of CA 38th DAA Dba Stanislaus County Fair	$ 5,000.00	6/12/2024	Transit
2024-169	SRWA- Agreement for Landscaping Maintenance/repairs/services	Green Horizon Inc	$ 45,000.00	6/13/2024	SRWA
2025-29	Anaerobic Digestion of Municipal and Agricultural Wastewater	PG&E	$ 50,000.00	7/10/2024	Muni

MEASURE A (Roads) - Accountability Report

Prepared: 7/11/24
Fund: 115-Measure A Roads
FISCAL YEAR: 2023-2024
Period: 07/01/2023-06/30/2024

	2023-2024 Amended Budget	2023-2024 Actual to Date	2023-2024 Remaining Budget	% of Budget Received/ Expended
Revenues	$ 7,456,285	$ 6,196,253.75	$ 1,260,031	83%
Expenditures				
Salaries & Benefits:				
Administration Salaries & Benefits - Measure A Note: New Roads Program Inspector	$ 47,087	$ 18,066	$ 29,021	38%
Construction and Management:				
Contract Attorney	$ 25,000	$ 660.00	$ 24,340	3%
City Engineering Services	$ 300,000	$ 446,276.85	$ (146,277)	149%
Construction Management	$ 930,000	$ 951,861.78	$ (21,862)	102%
Roads Design	$ 2,480,000	$ 1,959,815.40	$ 520,185	79%
Construction Project	$ 11,912,000	$ 8,589,194.32	$ 3,322,806	72%
Total Expenditures	$ 15,647,000.00	$ 11,965,874.08	$ 3,699,192	76%
Revenue Over / (Under) Expenses	$ (8,190,715)	$ (5,769,620.33)		

FUND BALANCE

Balance Forward from Prior Fiscal Year	$ 11,325,951.70
Net Change to Fund Balance	$ (5,769,620.33)
Current Balance	$ 5,556,331.37

Construction Project	2023-2024 Actual to Date
P#22001 2022 Construction of Roads Program	$ 8,589,194.32
	$ 8,589,194.32

Balance Sheet

Through 06/30/24
Detail Listing
Include Rollup Account/Rollup to Object

Account	Account Description	Current YTD Balance	Prior Year Total Actual	Net Change	Change %
Fund Category	**General Fund**				
Fund Type					
Fund	**115 - Measure A - Roads**				
	ASSETS				
11000	Cash	5,713,853.44	10,446,235.84	(4,732,382.40)	(45.30)
13000	**Accounts Receivable**				
13000_007	Accounts Receivable Accts Rec-Yr End Rev Accrual	.00	1,298,263.08	(1,298,263.08)	(100.00)
	13000 - Accounts Receivable Totals	$0.00	$1,298,263.08	($1,298,263.08)	(100.00%)
	ASSETS TOTALS	$5,713,853.44	$11,744,498.92	($6,030,645.48)	(51.35%)
	LIABILITIES AND FUND EQUITY				
	LIABILITIES				
21000	Accounts Payable	151,032.57	418,547.22	(267,514.65)	(63.92)
23000	Due To	6,489.50	.00	6,489.50	+++
	LIABILITIES TOTALS	$157,522.07	$418,547.22	($261,025.15)	(62.36%)
	FUND EQUITY				
29000	Fund Balance - General Fund	6,672,634.98	6,672,634.98	.00	.00
	FUND EQUITY TOTALS Prior to Current Year Changes	$6,672,634.98	$6,672,634.98	$0.00	0.00%
	Prior Year Fund Equity Adjustment	(4,653,316.72)			
	Fund Revenues	(6,196,253.75)			
	Fund Expenses	11,965,874.08			
	FUND EQUITY TOTALS	$5,556,331.37	$6,672,634.98	($1,116,303.61)	(16.73%)
	LIABILITIES AND FUND EQUITY TOTALS	$5,713,853.44	$7,091,182.20	($1,377,328.76)	(19.42%)
	Fund **115 - Measure A - Roads** Totals	$0.00	$4,653,316.72	($4,653,316.72)	(100.00%)

Budget Performance Report

Fiscal Year to Date 06/30/24

Include Rollup Account and Rollup to Object

Account	Account Description	Adopted Budget	Budget Amendments	Amended Budget	Current Month Transactions	YTD Encumbrances	YTD Transactions	Budget - YTD Transactions	% Used/ Rec'd	Prior Year Total
Fund **115 - Measure A - Roads**										
REVENUE										
Department **10 - Administration**										
Division **115 - Measure A**										
30020	**Sales Tax**									
30020_004	Sales Tax Measure A (50%)	7,456,285.00	.00	7,456,285.00	593,876.76	.00	6,196,253.75	1,260,031.25	83	7,623,621.75
	30020 - Sales Tax Totals	$7,456,285.00	$0.00	$7,456,285.00	$593,876.76	$0.00	$6,196,253.75	$1,260,031.25	83%	$7,623,621.75
	Division **115 - Measure A** Totals	$7,456,285.00	$0.00	$7,456,285.00	$593,876.76	$0.00	$6,196,253.75	$1,260,031.25	83%	$7,623,621.75
	Department **10 - Administration** Totals	$7,456,285.00	$0.00	$7,456,285.00	$593,876.76	$0.00	$6,196,253.75	$1,260,031.25	83%	$7,623,621.75
	REVENUE TOTALS	$7,456,285.00	$0.00	$7,456,285.00	$593,876.76	$0.00	$6,196,253.75	$1,260,031.25	83%	$7,623,621.75
EXPENSE										
Department **10 - Administration**										
Division **115 - Measure A**										
41001	Full Time Salaries	.00	34,930.00	34,930.00	4,231.85	.00	12,836.41	22,093.59	37	.00
41059	Continuous Service Pay	.00	.00	.00	190.43	.00	577.63	(577.63)	+++	.00
41100	**Overtime**									
41100_001	Overtime Standard	.00	.00	.00	.00	.00	307.96	(307.96)	+++	.00
	41100 - Overtime Totals	$0.00	$0.00	$0.00	$0.00	$0.00	$307.96	($307.96)	+++	$0.00
42002	Medical Dental Plan	.00	5,787.00	5,787.00	897.31	.00	1,728.79	4,058.21	30	.00
42003	Vision Insurance	.00	72.00	72.00	6.73	.00	12.97	59.03	18	.00
42004	Long Term Disability Insurance	.00	364.00	364.00	47.78	.00	89.94	274.06	25	.00
42005	Life Insurance	.00	114.00	114.00	14.39	.00	28.08	85.92	25	.00
42006	SUI	.00	79.00	79.00	.00	.00	.00	79.00	0	.00
42007	Workers Comp Insurance	.00	188.00	188.00	23.75	.00	73.69	114.31	39	.00
42008	City Liability Insurance	.00	619.00	619.00	61.65	.00	190.93	428.07	31	.00
42009	PERS	.00	6,522.00	6,522.00	825.64	.00	2,446.71	4,075.29	38	.00
42010	Medicare Tax	.00	507.00	507.00	63.01	.00	196.78	310.22	39	.00
42012	Retiree Health Insurance	.00	699.00	699.00	84.64	.00	256.73	442.27	37	.00
42013	Deferred Comp	.00	350.00	350.00	42.32	.00	128.37	221.63	37	.00
42016	Employee Contrib To PERS	.00	(3,144.00)	(3,144.00)	.00	.00	(809.26)	(2,334.74)	26	.00
43010	Contract Attorney	25,000.00	.00	25,000.00	.00	14,340.00	660.00	10,000.00	60	5,647.50
43030	City Engineering Services	300,000.00	.00	300,000.00	.00	.00	446,276.85	(146,276.85)	149	312,345.25
43060	**Contract Services**									
43060_000	Contract Services General	.00	.00	.00	.00	.00	.00	.00	+++	4,500.00
	43060 - Contract Services Totals	$0.00	$0.00	$0.00	$0.00	$0.00	$0.00	$0.00	+++	$4,500.00
43275	**Roads Program**									
43275_001	Roads Program MBI	.00	.00	.00	.00	.00	.00	.00	+++	92,830.49
	43275 - Roads Program Totals	$0.00	$0.00	$0.00	$0.00	$0.00	$0.00	$0.00	+++	$92,830.49
43327	Construction Management	930,000.00	155,183.00	1,085,183.00	.00	151,985.91	951,861.78	(18,664.69)	102	385,247.92
43366	**Design**									
43366_001	Design Roads	2,480,000.00	.00	2,480,000.00	.00	516,438.65	1,959,815.40	3,745.95	100	710,481.36

Budget Performance Report

Fiscal Year to Date 06/30/24

Include Rollup Account and Rollup to Object

Account	Account Description	Adopted Budget	Budget Amendments	Amended Budget	Current Month Transactions	YTD Encumbrances	YTD Transactions	Budget - YTD Transactions	% Used/ Rec'd	Prior Year Total
Fund **115 - Measure A - Roads**										
EXPENSE										
Department **10 - Administration**										
Division **115 - Measure A**										
	43366 - Design Totals	$2,480,000.00	$0.00	$2,480,000.00	$0.00	$516,438.65	$1,959,815.40	$3,745.95	100%	$710,481.36
51270	Construction Project	11,912,000.00	.00	11,912,000.00	57,510.05	2,603,113.23	8,589,194.32	719,692.45	94	1,459,252.51
	Division **115 - Measure A** Totals	$15,647,000.00	$202,270.00	$15,849,270.00	$63,999.55	$3,285,877.79	$11,965,874.08	$597,518.13	96%	$2,970,305.03
	Department **10 - Administration** Totals	$15,647,000.00	$202,270.00	$15,849,270.00	$63,999.55	$3,285,877.79	$11,965,874.08	$597,518.13	96%	$2,970,305.03
	EXPENSE TOTALS	$15,647,000.00	$202,270.00	$15,849,270.00	$63,999.55	$3,285,877.79	$11,965,874.08	$597,518.13	96%	$2,970,305.03
	Fund **115 - Measure A - Roads** Totals									
	REVENUE TOTALS	7,456,285.00	.00	7,456,285.00	593,876.76	.00	6,196,253.75	1,260,031.25	83%	7,623,621.75
	EXPENSE TOTALS	15,647,000.00	202,270.00	15,849,270.00	63,999.55	3,285,877.79	11,965,874.08	597,518.13	96%	2,970,305.03
	Fund **115 - Measure A - Roads** Totals	($8,190,715.00)	($202,270.00)	($8,392,985.00)	$529,877.21	($3,285,877.79)	($5,769,620.33)	$662,513.12		$4,653,316.72

MEASURE A (General) - Accountability Report

Prepared: 7/11/24
Fund: 118-Measure A General
FISCAL YEAR: 2023-2024
Period: 07/01/2023-06/30/2024

	2023-2024 Amended Budget	2023-2024 Actual to Date	2023-2024 Remaining Budget	% of Budget Received/ Expended
Revenues	$ 7,456,285	$ 6,196,253.76	$ 1,260,031	83%
Expenditures				
Services, Supplies and Equipment:				
Contract Services Mental Wellbeing	$ 71,800	$ 71,800.00	$ -	100%
Advertising	$ -	$ 45.00	$ (45)	#DIV/0!
Sales Tax Contingency Audit	$ 12,000	$ 15,123.07	$ (3,123)	126%
Police - Minor Equipment	$ 75,000	$ 37,500.00	$ 37,500	50%
Fire - Roof Replacement	$ 211,713	$ 153,623.02	$ 58,090	73%
Pierce Volcity Pumper Debt Payment	$ 151,414	$ 151,413.84	$ 0	100%
Salaries & Benefits:				
Administration Salaries & Benefits - City Manager	$ 526,257	$ 496,733.18	$ 29,524	94%
Administration Salaries & Benefits - Finance	$ 220,302	$ 208,820.94	$ 11,481	95%
Administration Salaries & Benefits - Human Relations	$ 119,454	$ 117,581.81	$ 1,872	98%
Police Salaries & Benefits - Special Operations	$ 113,095	$ 129,274.56	$ (16,180)	114%
Police Salaries & Benefits - Support Operations	$ 498,171	$ 493,229.02	$ 4,942	99%
Police Salaries & Benefits - Field Operations	$ 1,505,493	$ 1,221,926.78	$ 283,566	81%
Fire Salaries & Benefits - Operations	$ 1,295,600	$ 1,276,905.38	$ 18,695	99%
Development Services Salaries & Benefits - Planning	$ 193,876	$ 136,813.81	$ 57,062	71%
Municipal Services and Benefits - Public Facilities	$ 102,636	$ 86,455.95	$ 16,180	84%
Parks Salaries & Benefits - Maintenance	$ 242,123	$ 194,988.86	$ 47,134	81%
Recreation Salaries & Benefits - Recreation Administration	$ 329,537	$ 280,827.14	$ 48,710	85%
Transfers Out:				
Transfers Out - General Fund Unassigned Reserve (10% of actuals)	$ 1,491,257	$ 1,239,250.75	$ 252,006	83%
Transfers Out - General Plan	$ 250,000	$ 250,000.00	$ -	100%
Transfers Out - PD Vehicle & Equip Replacement	$ 295,000	$ 295,000.00	$ -	100%
Transfers Out - Measure A to General Fund	$ 381,172		$ 381,172	0%
Total Expenditures	$ 8,085,900	$ 6,857,313.11	$ 1,136,165	85%
Revenue Over / (Under) Expenses	$ (629,615)	$ (661,059.35)		

FUND BALANCE

Balance Forward from Prior Fiscal Year	$ 6,160,015.71
Net Change to Fund Balance	$ (661,059.35)
Current Balance	$ 5,498,956.36

Balance Sheet

Through 06/30/24
Detail Listing
Include Rollup Account/Rollup to Object

Account	Account Description	Current YTD Balance	Prior Year Total Actual	Net Change	Change %
Fund Category	**General Fund**				
Fund Type					
Fund	**118 - Measure A**				
	ASSETS				
11000	Cash	3,910,699.61	3,484,738.81	425,960.80	12.22
13000	**Accounts Receivable**				
13000_007	Accounts Receivable Accts Rec-Yr End Rev Accrual	.00	1,038,610.46	(1,038,610.46)	(100.00)
	13000 - Accounts Receivable Totals	$0.00	$1,038,610.46	($1,038,610.46)	(100.00%)
18012	Prepaid Asset	1,755,110.30	1,755,110.30	.00	.00
	ASSETS TOTALS	$5,665,809.91	$6,278,459.57	($612,649.66)	(9.76%)
	LIABILITIES AND FUND EQUITY				
	LIABILITIES				
21000	Accounts Payable	.00	54,363.21	(54,363.21)	(100.00)
22004	Salaries Payable	.00	64,080.65	(64,080.65)	(100.00)
23000	Due To	166,853.55	.00	166,853.55	+++
	LIABILITIES TOTALS	$166,853.55	$118,443.86	$48,409.69	40.87%
	FUND EQUITY				
29000	Fund Balance - General Fund	7,823,566.20	7,823,566.20	.00	.00
	FUND EQUITY TOTALS Prior to Current Year Changes	$7,823,566.20	$7,823,566.20	$0.00	0.00%
	Prior Year Fund Equity Adjustment	1,663,550.49			
	Fund Revenues	(6,196,253.76)			
	Fund Expenses	6,857,313.11			
	FUND EQUITY TOTALS	$5,498,956.36	$7,823,566.20	($2,324,609.84)	(29.71%)
	LIABILITIES AND FUND EQUITY TOTALS	$5,665,809.91	$7,942,010.06	($2,276,200.15)	(28.66%)
	Fund **118 - Measure A** Totals	$0.00	($1,663,550.49)	$1,663,550.49	100.00%
	Fund Type Totals	$0.00	$2,989,766.23	($2,989,766.23)	(100.00%)
	Fund Category **General Fund** Totals	$0.00	$2,989,766.23	($2,989,766.23)	(100.00%)
	Grand Totals	$0.00	$2,989,766.23	($2,989,766.23)	(100.00%)

Budget Performance Report

Fiscal Year to Date 06/30/24

Include Rollup Account and Rollup to Object

Account	Account Description	Adopted Budget	Budget Amendments	Amended Budget	Current Month Transactions	YTD Encumbrances	YTD Transactions	Budget - YTD Transactions	% Used/ Rec'd	Prior Year Total
Fund **118 - Measure A**										
EXPENSE										
Department **10 - Administration**										
Division **109 - Human Relations**										
42012	Retiree Health Insurance	1,929.00	.00	1,929.00	75.38	.00	1,816.30	112.70	94	.00
42013	Deferred Comp	321.00	.00	321.00	12.56	.00	302.66	18.34	94	.00
42016	Employee Contrib To PERS	(6,076.00)	.00	(6,076.00)	.00	.00	(5,483.82)	(592.18)	90	.00
42019	PERS UAL (Unfunded Accrued Liability)	15,730.00	.00	15,730.00	.00	.00	14,421.00	1,309.00	92	.00
47065	Professional Development	500.00	.00	500.00	400.00	.00	400.00	100.00	80	.00
	Division **109 - Human Relations** Totals	$119,454.00	$0.00	$119,454.00	$5,009.84	$0.00	$117,581.81	$1,872.19	98%	$0.00
Division **115 - Measure A**										
43060	**Contract Services**									
43060_046	Contract Services Mental Wellbeing	71,800.00	.00	71,800.00	.00	.00	71,800.00	.00	100	255,200.00
	43060 - Contract Services Totals	$71,800.00	$0.00	$71,800.00	$0.00	$0.00	$71,800.00	$0.00	100%	$255,200.00
44001	**Supplies**									
44001_000	Supplies General	.00	.00	.00	.00	.00	.00	.00	+++	29,100.00
	44001 - Supplies Totals	$0.00	$0.00	$0.00	$0.00	$0.00	$0.00	$0.00	+++	$29,100.00
47005	Advertising	.00	.00	.00	.00	.00	45.00	(45.00)	+++	.00
47304	Sales Tax Contingency Audit	12,000.00	.00	12,000.00	.00	.00	15,123.07	(3,123.07)	126	11,060.71
48002	**Transfers Out-Measure A**									
48002_001	Transfers Out-Measure A To F110Unassigned Gen Fd Reserve	1,491,257.00	.00	1,491,257.00	118,775.35	.00	1,239,250.75	252,006.25	83	1,524,724.36
48002_004	Transfers Out-Measure A Fire Feasibility Study	.00	.00	.00	.00	.00	.00	.00	+++	3,163.53
48002_009	Transfers Out-Measure A Genl Plan Implementation&Growth	250,000.00	.00	250,000.00	.00	.00	250,000.00	.00	100	250,000.00
48002_012	Transfers Out-Measure A Admin/Other GF Salaries/Benefits	.00	.00	.00	.00	.00	.00	.00	+++	776,005.89
48002_014	Transfers Out-Measure A to General Fund	589,080.00	(207,908.00)	381,172.00	.00	.00	.00	381,172.00	0	558,852.00
	48002 - Transfers Out-Measure A Totals	$2,330,337.00	($207,908.00)	$2,122,429.00	$118,775.35	$0.00	$1,489,250.75	$633,178.25	70%	$3,112,745.78
	Division **115 - Measure A** Totals	$2,414,137.00	($207,908.00)	$2,206,229.00	$118,775.35	$0.00	$1,576,218.82	$630,010.18	71%	$3,408,106.49
	Department **10 - Administration** Totals	$3,059,848.00	$12,394.00	$3,072,242.00	$152,966.13	$0.00	$2,399,354.75	$672,887.25	78%	$3,408,140.79
Department **20 - Police**										
Division **200 - Special Operations**										
41001	Full Time Salaries	64,656.00	.00	64,656.00	3,024.00	.00	71,280.00	(6,624.00)	110	164,090.50
41051	Confidential Pay	.00	.00	.00	151.20	.00	3,564.00	(3,564.00)	+++	899.88
41052	Educational Incentive	.00	.00	.00	.00	.00	.00	.00	+++	2,850.62
41053	Sick Leave Conversion Pay	1,000.00	.00	1,000.00	.00	.00	360.00	640.00	36	.00
41055	Vacation Conversion Pay	1,000.00	.00	1,000.00	.00	.00	.00	1,000.00	0	.00
41056	Management Leave Conversion	.00	.00	.00	.00	.00	.00	.00	+++	2,287.99
41059	Continuous Service Pay	.00	.00	.00	45.36	.00	399.60	(399.60)	+++	1,710.28
41100	**Overtime**									
41100_001	Overtime Standard	1,000.00	.00	1,000.00	483.09	.00	4,168.32	(3,168.32)	417	1,448.10

Budget Performance Report

Fiscal Year to Date 06/30/24

Include Rollup Account and Rollup to Object

Account	Account Description	Adopted Budget	Budget Amendments	Amended Budget	Current Month Transactions	YTD Encumbrances	YTD Transactions	Budget - YTD Transactions	% Used/ Rec'd	Prior Year Total
Fund **118 - Measure A**										
EXPENSE										
Department **20 - Police**										
Division **200 - Special Operations**										
	41100 - Overtime Totals	$1,000.00	$0.00	$1,000.00	$483.09	$0.00	$4,168.32	($3,168.32)	417%	$1,448.10
42001	Uniform Allowance	1,130.00	.00	1,130.00	.00	.00	1,280.00	(150.00)	113	640.00
42002	Medical Dental Plan	17,360.00	.00	17,360.00	862.21	.00	18,968.62	(1,608.62)	109	34,649.44
42003	Vision Insurance	216.00	.00	216.00	6.66	.00	146.52	69.48	68	269.34
42004	Long Term Disability Insurance	674.00	.00	674.00	34.14	.00	721.74	(47.74)	107	1,693.77
42005	Life Insurance	211.00	.00	211.00	10.29	.00	217.02	(6.02)	103	516.43
42006	SUI	238.00	.00	238.00	.00	.00	238.00	.00	100	476.00
42007	Workers Comp Insurance	228.00	.00	228.00	9.85	.00	1,390.99	(1,162.99)	610	822.51
42008	City Liability Insurance	1,288.00	.00	1,288.00	72.19	.00	1,432.96	(144.96)	111	3,059.22
42009	PERS	11,586.00	.00	11,586.00	577.12	.00	13,483.62	(1,897.62)	116	28,911.82
42010	Medicare Tax	981.00	.00	981.00	58.14	.00	1,145.85	(164.85)	117	2,461.19
42012	Retiree Health Insurance	1,293.00	.00	1,293.00	90.72	.00	2,138.40	(845.40)	165	4,602.15
42013	Deferred Comp	323.00	.00	323.00	.00	.00	.00	323.00	0	2,850.62
42014	Deferred Comp In Lieu	.00	.00	.00	.00	.00	.00	.00	+++	3,087.50
42016	Employee Contrib To PERS	(5,819.00)	.00	(5,819.00)	.00	.00	(6,482.08)	663.08	111	(15,357.19)
42019	PERS UAL (Unfunded Accrued Liability)	15,730.00	.00	15,730.00	.00	.00	14,421.00	1,309.00	92	55,531.00
44030	**Minor Equipment**									
44030_001	Minor Equipment Safety	.00	.00	.00	.00	.00	.00	.00	+++	29,731.11
	44030 - Minor Equipment Totals	$0.00	$0.00	$0.00	$0.00	$0.00	$0.00	$0.00	+++	$29,731.11
45001	**Telephone**									
45001_000	Telephone General	.00	.00	.00	.00	.00	.00	.00	+++	120.00
	45001 - Telephone Totals	$0.00	$0.00	$0.00	$0.00	$0.00	$0.00	$0.00	+++	$120.00
47065	Professional Development	.00	.00	.00	400.00	.00	400.00	(400.00)	+++	.00
	Division **200 - Special Operations** Totals	$113,095.00	$0.00	$113,095.00	$5,824.97	$0.00	$129,274.56	($16,179.56)	114%	$327,352.28
Division **205 - Support Operations**										
41001	Full Time Salaries	295,725.00	.00	295,725.00	11,717.08	.00	285,446.34	10,278.66	97	.00
41010	**Police Special Pay**									
41010_006	Police Special Pay POST Officer Differential	5,141.00	.00	5,141.00	211.66	.00	5,185.68	(44.68)	101	.00
	41010 - Police Special Pay Totals	$5,141.00	$0.00	$5,141.00	$211.66	$0.00	$5,185.68	($44.68)	101%	$0.00
41050	Bilingual Pay	5,141.00	.00	5,141.00	273.83	.00	5,993.89	(852.89)	117	.00
41052	Educational Incentive	5,812.00	.00	5,812.00	280.76	.00	6,197.17	(385.17)	107	.00
41053	Sick Leave Conversion Pay	3,000.00	.00	3,000.00	.00	.00	.00	3,000.00	0	.00
41055	Vacation Conversion Pay	3,000.00	.00	3,000.00	.00	.00	.00	3,000.00	0	.00
41056	Management Leave Conversion	3,000.00	.00	3,000.00	.00	.00	2,498.44	501.56	83	.00
41059	Continuous Service Pay	9,142.00	.00	9,142.00	371.29	.00	9,092.67	49.33	99	.00
41100	**Overtime**									
41100_001	Overtime Standard	.00	.00	.00	512.60	.00	8,338.01	(8,338.01)	+++	.00

Budget Performance Report

Fiscal Year to Date 06/30/24

Include Rollup Account and Rollup to Object

Account	Account Description	Adopted Budget	Budget Amendments	Amended Budget	Current Month Transactions	YTD Encumbrances	YTD Transactions	Budget - YTD Transactions	% Used/ Rec'd	Prior Year Total
Fund **118 - Measure A**										
EXPENSE										
Department **20 - Police**										
Division **205 - Support Operations**										
	41100 - Overtime Totals	$0.00	$0.00	$0.00	$512.60	$0.00	$8,338.01	($8,338.01)	+++	$0.00
42001	Uniform Allowance	3,540.00	.00	3,540.00	.00	.00	3,690.00	(150.00)	104	.00
42002	Medical Dental Plan	47,166.00	.00	47,166.00	2,596.21	.00	57,050.76	(9,884.76)	121	.00
42003	Vision Insurance	432.00	.00	432.00	20.42	.00	448.71	(16.71)	104	.00
42004	Long Term Disability Insurance	3,082.00	.00	3,082.00	132.27	.00	2,890.13	191.87	94	.00
42005	Life Insurance	967.00	.00	967.00	39.85	.00	871.08	95.92	90	.00
42006	SUI	714.00	.00	714.00	.00	.00	711.65	2.35	100	.00
42007	Workers Comp Insurance	1,351.00	.00	1,351.00	33.59	.00	786.63	564.37	58	.00
42008	City Liability Insurance	6,380.00	.00	6,380.00	248.32	.00	5,759.53	620.47	90	.00
42009	PERS	61,767.00	.00	61,767.00	2,396.68	.00	58,121.21	3,645.79	94	.00
42010	Medicare Tax	4,784.00	.00	4,784.00	197.39	.00	4,633.41	150.59	97	.00
42012	Retiree Health Insurance	9,967.00	.00	9,967.00	397.78	.00	9,710.44	256.56	97	.00
42013	Deferred Comp	3,558.00	.00	3,558.00	124.93	.00	3,054.33	503.67	86	.00
42014	Deferred Comp In Lieu	5,700.00	.00	5,700.00	237.50	.00	5,225.00	475.00	92	.00
42016	Employee Contrib To PERS	(28,988.00)	.00	(28,988.00)	.00	.00	(27,099.06)	(1,888.94)	93	.00
42019	PERS UAL (Unfunded Accrued Liability)	47,190.00	.00	47,190.00	.00	.00	43,263.00	3,927.00	92	.00
45001	**Telephone**									
45001_000	Telephone General	.00	.00	.00	30.00	.00	660.00	(660.00)	+++	.00
	45001 - Telephone Totals	$0.00	$0.00	$0.00	$30.00	$0.00	$660.00	($660.00)	+++	$0.00
46000	Auto Allowance	.00	.00	.00	100.00	.00	200.00	(200.00)	+++	.00
47065	Professional Development	600.00	.00	600.00	500.00	.00	500.00	100.00	83	.00
	Division **205 - Support Operations** Totals	$498,171.00	$0.00	$498,171.00	$20,422.16	$0.00	$493,229.02	$4,941.98	99%	$0.00
Division **210 - Field Operations**										
41001	Full Time Salaries	742,639.00	10,205.00	752,844.00	22,064.29	.00	583,815.99	169,028.01	78	269,353.59
41010	**Police Special Pay**									
41010_001	Police Special Pay Special Assignment	5,951.00	.00	5,951.00	93.85	.00	2,299.38	3,651.62	39	665.42
41010_002	Police Special Pay FTO	.00	.00	.00	.00	.00	1,317.94	(1,317.94)	+++	971.25
41010_006	Police Special Pay POST Officer Differential	13,271.00	255.00	13,526.00	525.95	.00	12,774.75	751.25	94	9,146.37
	41010 - Police Special Pay Totals	$19,222.00	$255.00	$19,477.00	$619.80	$0.00	$16,392.07	$3,084.93	84%	$10,783.04
41050	Bilingual Pay	1,616.00	.00	1,616.00	.00	.00	981.81	634.19	61	5,140.80
41052	Educational Incentive	14,737.00	.00	14,737.00	520.45	.00	13,478.43	1,258.57	91	7,738.31
41053	Sick Leave Conversion Pay	12,000.00	.00	12,000.00	.00	.00	469.27	11,530.73	4	.00
41055	Vacation Conversion Pay	12,000.00	.00	12,000.00	.00	.00	938.54	11,061.46	8	1,311.64
41056	Management Leave Conversion	3,000.00	.00	3,000.00	.00	.00	4,014.08	(1,014.08)	134	.00
41059	Continuous Service Pay	21,338.00	.00	21,338.00	872.89	.00	20,722.83	615.17	97	14,875.65
41060	Signing Bonus	50,000.00	.00	50,000.00	.00	.00	24,000.00	26,000.00	48	.00

Account	Account Description	Adopted Budget	Budget Amendments	Amended Budget	Current Month Transactions	YTD Encumbrances	YTD Transactions	Budget - YTD Transactions	% Used/ Rec'd	Prior Year Total
Fund **118 - Measure A**										
EXPENSE										
Department **20 - Police**										
Division **210 - Field Operations**										
41100	**Overtime**									
41100_001	Overtime Standard	10,000.00	.00	10,000.00	.00	.00	6,068.50	3,931.50	61	1,634.07
41100_025	Overtime Dispatchers	.00	.00	.00	.00	.00	.00	.00	+++	6,004.87
41100_029	Overtime Billable	.00	.00	.00	.00	.00	.00	.00	+++	150.37
	41100 - Overtime Totals	$10,000.00	$0.00	$10,000.00	$0.00	$0.00	$6,068.50	$3,931.50	61%	$7,789.31
42001	Uniform Allowance	12,980.00	.00	12,980.00	.00	.00	11,000.00	1,980.00	85	2,560.00
42002	Medical Dental Plan	164,736.00	(964.00)	163,772.00	6,220.21	.00	151,291.68	12,480.32	92	65,126.93
42003	Vision Insurance	1,728.00	(12.00)	1,716.00	61.48	.00	1,504.04	211.96	88	553.74
42004	Long Term Disability Insurance	7,738.00	106.00	7,844.00	249.09	.00	5,946.55	1,897.45	76	2,598.05
42005	Life Insurance	2,428.00	33.00	2,461.00	74.99	.00	1,790.17	670.83	73	841.91
42006	SUI	2,380.00	.00	2,380.00	.00	.00	1,982.51	397.49	83	441.31
42007	Workers Comp Insurance	20,653.00	234.00	20,887.00	566.71	.00	15,935.00	4,952.00	76	5,003.11
42008	City Liability Insurance	26,023.00	416.00	26,439.00	693.28	.00	18,983.00	7,456.00	72	7,594.00
42009	PERS	203,368.00	3,426.00	206,794.00	6,394.13	.00	164,741.96	42,052.04	80	61,335.54
42010	Medicare Tax	12,855.00	152.00	13,007.00	342.06	.00	9,561.58	3,445.42	74	4,514.49
42012	Retiree Health Insurance	24,160.00	306.00	24,466.00	811.15	.00	20,681.44	3,784.56	85	11,700.99
42013	Deferred Comp	5,047.00	255.00	5,302.00	161.70	.00	4,098.01	1,203.99	77	1,343.85
42014	Deferred Comp In Lieu	11,400.00	.00	11,400.00	237.50	.00	6,412.50	4,987.50	56	.00
42016	Employee Contrib To PERS	(72,555.00)	(941.00)	(73,496.00)	.00	.00	(55,399.18)	(18,096.82)	75	(23,572.86)
42019	PERS UAL (Unfunded Accrued Liability)	209,468.00	.00	209,468.00	.00	.00	192,016.00	17,452.00	92	92,734.12
44030	**Minor Equipment**									
44030_001	Minor Equipment Safety	.00	75,000.00	75,000.00	.00	37,500.00	37,500.00	.00	100	.00
	44030 - Minor Equipment Totals	$0.00	$75,000.00	$75,000.00	$0.00	$37,500.00	$37,500.00	$0.00	100%	$0.00
47065	Professional Development	600.00	.00	600.00	500.00	.00	500.00	100.00	83	.00
48001	**Transfers Out**									
48001_090	Transfers Out Vehicle & Equip Replacement	.00	295,000.00	295,000.00	.00	.00	295,000.00	.00	100	225,000.00
	48001 - Transfers Out Totals	$0.00	$295,000.00	$295,000.00	$0.00	$0.00	$295,000.00	$0.00	100%	$225,000.00
	Division **210 - Field Operations** Totals	$1,519,561.00	$383,471.00	$1,903,032.00	$40,389.73	$37,500.00	$1,554,426.78	$311,105.22	84%	$774,767.52
Division **220 - Code Enforcement**										
41001	Full Time Salaries	.00	.00	.00	.00	.00	.00	.00	+++	255,198.85
41050	Bilingual Pay	.00	.00	.00	.00	.00	.00	.00	+++	1,551.40
41052	Educational Incentive	.00	.00	.00	.00	.00	.00	.00	+++	4,243.71
41053	Sick Leave Conversion Pay	.00	.00	.00	.00	.00	.00	.00	+++	5,574.39
41055	Vacation Conversion Pay	.00	.00	.00	.00	.00	.00	.00	+++	1,330.23
41059	Continuous Service Pay	.00	.00	.00	.00	.00	.00	.00	+++	5,426.70
41100	**Overtime**									
41100_001	Overtime Standard	.00	.00	.00	.00	.00	.00	.00	+++	788.86

Budget Performance Report

Fiscal Year to Date 06/30/24

Include Rollup Account and Rollup to Object

Account	Account Description	Adopted Budget	Budget Amendments	Amended Budget	Current Month Transactions	YTD Encumbrances	YTD Transactions	Budget - YTD Transactions	% Used/ Rec'd	Prior Year Total
Fund **118 - Measure A**										
EXPENSE										
Department **20 - Police**										
Division **220 - Code Enforcement**										
	41100 - Overtime Totals	$0.00	$0.00	$0.00	$0.00	$0.00	$0.00	$0.00	+++	$788.86
42001	Uniform Allowance	.00	.00	.00	.00	.00	.00	.00	+++	5,522.11
42002	Medical Dental Plan	.00	.00	.00	.00	.00	.00	.00	+++	74,809.76
42003	Vision Insurance	.00	.00	.00	.00	.00	.00	.00	+++	828.27
42004	Long Term Disability Insurance	.00	.00	.00	.00	.00	.00	.00	+++	2,453.96
42005	Life Insurance	.00	.00	.00	.00	.00	.00	.00	+++	744.25
42006	SUI	.00	.00	.00	.00	.00	.00	.00	+++	1,351.58
42007	Workers Comp Insurance	.00	.00	.00	.00	.00	.00	.00	+++	6,528.18
42008	City Liability Insurance	.00	.00	.00	.00	.00	.00	.00	+++	5,601.73
42009	PERS	.00	.00	.00	.00	.00	.00	.00	+++	43,884.79
42010	Medicare Tax	.00	.00	.00	.00	.00	.00	.00	+++	3,924.56
42012	Retiree Health Insurance	.00	.00	.00	.00	.00	.00	.00	+++	6,726.38
42013	Deferred Comp	.00	.00	.00	.00	.00	.00	.00	+++	787.11
42014	Deferred Comp In Lieu	.00	.00	.00	.00	.00	.00	.00	+++	7,125.00
42016	Employee Contrib To PERS	.00	.00	.00	.00	.00	.00	.00	+++	(21,887.60)
42019	PERS UAL (Unfunded Accrued Liability)	.00	.00	.00	.00	.00	.00	.00	+++	111,426.00
	Division **220 - Code Enforcement** Totals	$0.00	$0.00	$0.00	$0.00	$0.00	$0.00	$0.00	+++	$523,940.22
	Department **20 - Police** Totals	$2,130,827.00	$383,471.00	$2,514,298.00	$66,636.86	$37,500.00	$2,176,930.36	$299,867.64	88%	$1,626,060.02
Department **30 - Fire**										
Division **300 - Operations**										
41001	Full Time Salaries	708,533.00	51,842.00	760,375.00	20,234.30	.00	604,990.24	155,384.76	80	656,206.49
41020	**Fire Special Pay**									
41020_001	Fire Special Pay EMT Certificates	6,978.00	492.00	7,470.00	.00	.00	4,731.05	2,738.95	63	6,911.40
41020_002	Fire Special Pay Fitness Incentive	4,800.00	.00	4,800.00	100.00	.00	3,900.00	900.00	81	5,100.00
41020_003	Fire Special Pay FLSA Wages	11,286.00	1,261.00	12,547.00	419.67	.00	9,059.66	3,487.34	72	10,707.94
41020_004	Fire Special Pay PFP	24,915.00	.00	24,915.00	158.80	.00	3,631.75	21,283.25	15	8,739.30
41020_007	Fire Special Pay Management Certificate	3,489.00	246.00	3,735.00	.00	.00	2,365.59	1,369.41	63	3,455.71
	41020 - Fire Special Pay Totals	$51,468.00	$1,999.00	$53,467.00	$678.47	$0.00	$23,688.05	$29,778.95	44%	$34,914.35
41050	Bilingual Pay	1,200.00	.00	1,200.00	.00	.00	.00	1,200.00	0	1,600.00
41052	Educational Incentive	3,600.00	.00	3,600.00	100.00	.00	2,100.00	1,500.00	58	3,800.00
41053	Sick Leave Conversion Pay	.00	.00	.00	.00	.00	79,878.80	(79,878.80)	+++	1,575.30
41055	Vacation Conversion Pay	.00	.00	.00	.00	.00	30,768.68	(30,768.68)	+++	4,978.77
41056	Management Leave Conversion	.00	.00	.00	.00	.00	1,863.69	(1,863.69)	+++	.00
41059	Continuous Service Pay	10,467.00	738.00	11,205.00	.00	.00	7,716.77	3,488.23	69	14,764.74
41100	**Overtime**									
41100_001	Overtime Standard	.00	.00	.00	33.91	.00	133,517.10	(133,517.10)	+++	7,036.03
41100_007	Overtime Department Business	.00	.00	.00	.00	.00	.00	.00	+++	41.31

Budget Performance Report

Fiscal Year to Date 06/30/24

Include Rollup Account and Rollup to Object

Account	Account Description	Adopted Budget	Budget Amendments	Amended Budget	Current Month Transactions	YTD Encumbrances	YTD Transactions	Budget - YTD Transactions	% Used/ Rec'd	Prior Year Total
Fund **118 - Measure A**										
EXPENSE										
Department **30 - Fire**										
Division **300 - Operations**										
	41100 - Overtime Totals	$0.00	$0.00	$0.00	$33.91	$0.00	$133,517.10	($133,517.10)	+++	$7,077.34
42001	Uniform Allowance	9,930.00	290.00	10,220.00	.00	.00	9,784.62	435.38	96	9,960.00
42002	Medical Dental Plan	152,616.00	(6,466.00)	146,150.00	4,670.60	.00	112,687.66	33,462.34	77	150,367.12
42003	Vision Insurance	1,512.00	(84.00)	1,428.00	34.69	.00	836.99	591.01	59	1,094.30
42004	Long Term Disability Insurance	7,383.00	541.00	7,924.00	228.41	.00	5,845.56	2,078.44	74	6,752.62
42005	Life Insurance	2,317.00	169.00	2,486.00	68.80	.00	1,762.59	723.41	71	2,049.16
42006	SUI	2,142.00	.00	2,142.00	.00	.00	2,504.13	(362.13)	117	2,115.19
42007	Workers Comp Insurance	14,849.00	1,148.00	15,997.00	385.50	.00	15,626.84	370.16	98	14,897.57
42008	City Liability Insurance	18,202.00	1,310.00	19,512.00	469.53	.00	18,454.91	1,057.09	95	17,270.24
42009	PERS	203,103.00	15,042.00	218,145.00	5,119.28	.00	169,648.38	48,496.62	78	167,433.12
42010	Medicare Tax	11,241.00	791.00	12,032.00	296.84	.00	11,591.42	440.58	96	11,101.29
42012	Retiree Health Insurance	33,228.00	2,916.00	36,144.00	1,003.91	.00	28,287.61	7,856.39	78	30,163.12
42013	Deferred Comp	4,251.00	246.00	4,497.00	16.19	.00	396.66	4,100.34	9	338.19
42014	Deferred Comp In Lieu	11,400.00	.00	11,400.00	475.00	.00	9,737.50	1,662.50	85	11,400.00
42016	Employee Contrib To PERS	(87,417.00)	(6,618.00)	(94,035.00)	.00	.00	(73,166.82)	(20,868.18)	78	(68,717.85)
42019	PERS UAL (Unfunded Accrued Liability)	84,881.00	.00	84,881.00	.00	.00	77,814.00	7,067.00	92	82,920.00
43318	Professional Services-Debt	.00	.00	.00	.00	.00	.00	.00	+++	300.00
45001	**Telephone**									
45001_000	Telephone General	.00	.00	.00	.00	.00	570.00	(570.00)	+++	.00
	45001 - Telephone Totals	$0.00	$0.00	$0.00	$0.00	$0.00	$570.00	($570.00)	+++	$0.00
47065	Professional Development	600.00	.00	600.00	.00	.00	.00	600.00	0	500.00
48001	**Transfers Out**									
48001_090	Transfers Out Vehicle & Equip Replacement	.00	.00	.00	.00	.00	.00	.00	+++	2,354,831.00
	48001 - Transfers Out Totals	$0.00	$0.00	$0.00	$0.00	$0.00	$0.00	$0.00	+++	$2,354,831.00
51414	Roof Replacement	211,713.00	35,000.00	246,713.00	.00	7,824.64	153,623.02	85,265.34	65	113,466.58
53026	**PNC Lease - Fire Trucks**									
53026_001	PNC Lease - Fire Trucks Interest	56,727.00	.00	56,727.00	.00	.00	56,726.91	.09	100	59,849.26
53026_002	PNC Lease - Fire Trucks Principal	94,687.00	.00	94,687.00	.00	.00	94,686.93	.07	100	91,564.58
	53026 - PNC Lease - Fire Trucks Totals	$151,414.00	$0.00	$151,414.00	$0.00	$0.00	$151,413.84	$0.16	100%	$151,413.84
	Division **300 - Operations** Totals	$1,608,633.00	$98,864.00	$1,707,497.00	$33,815.43	$7,824.64	$1,581,942.24	$117,730.12	93%	$3,784,572.48
	Department **30 - Fire** Totals	$1,608,633.00	$98,864.00	$1,707,497.00	$33,815.43	$7,824.64	$1,581,942.24	$117,730.12	93%	$3,784,572.48
Department **40 - Development Services**										
Division **400 - Planning**										
41001	Full Time Salaries	120,050.00	.00	120,050.00	4,758.92	.00	84,595.52	35,454.48	70	.00
41053	Sick Leave Conversion Pay	2,000.00	.00	2,000.00	.00	.00	.00	2,000.00	0	.00
41055	Vacation Conversion Pay	5,500.00	.00	5,500.00	.00	.00	.00	5,500.00	0	.00
41056	Management Leave Conversion	1,500.00	.00	1,500.00	.00	.00	.00	1,500.00	0	.00

Budget Performance Report

Fiscal Year to Date 06/30/24

Include Rollup Account and Rollup to Object

Account	Account Description	Adopted Budget	Budget Amendments	Amended Budget	Current Month Transactions	YTD Encumbrances	YTD Transactions	Budget - YTD Transactions	% Used/ Rec'd	Prior Year Total
Fund **118 - Measure A**										
EXPENSE										
Department **40 - Development Services**										
Division **400 - Planning**										
41059	Continuous Service Pay	5,402.00	.00	5,402.00	214.15	.00	3,887.02	1,514.98	72	.00
42002	Medical Dental Plan	17,360.00	.00	17,360.00	897.31	.00	14,997.86	2,362.14	86	.00
42003	Vision Insurance	216.00	.00	216.00	6.73	.00	112.48	103.52	52	.00
42004	Long Term Disability Insurance	1,251.00	.00	1,251.00	53.73	.00	877.19	373.81	70	.00
42005	Life Insurance	393.00	.00	393.00	16.22	.00	264.49	128.51	67	.00
42006	SUI	238.00	.00	238.00	.00	.00	.00	238.00	0	.00
42007	Workers Comp Insurance	666.00	.00	666.00	29.55	.00	320.07	345.93	48	.00
42008	City Liability Insurance	2,287.00	.00	2,287.00	97.51	.00	1,584.71	702.29	69	.00
42009	PERS	23,422.00	.00	23,422.00	928.48	.00	16,521.35	6,900.65	71	.00
42010	Medicare Tax	1,950.00	.00	1,950.00	78.50	.00	1,275.88	674.12	65	.00
42012	Retiree Health Insurance	3,601.00	.00	3,601.00	142.76	.00	2,537.80	1,063.20	70	.00
42013	Deferred Comp	3,001.00	.00	3,001.00	118.97	.00	2,114.87	886.13	70	.00
42016	Employee Contrib To PERS	(11,291.00)	.00	(11,291.00)	.00	.00	(7,646.43)	(3,644.57)	68	.00
42019	PERS UAL (Unfunded Accrued Liability)	15,730.00	.00	15,730.00	.00	.00	14,421.00	1,309.00	92	.00
45001	**Telephone**									
45001_000	Telephone General	.00	.00	.00	30.00	.00	450.00	(450.00)	+++	.00
	45001 - Telephone Totals	$0.00	$0.00	$0.00	$30.00	$0.00	$450.00	($450.00)	+++	$0.00
47065	Professional Development	600.00	.00	600.00	500.00	.00	500.00	100.00	83	.00
	Division **400 - Planning** Totals	$193,876.00	$0.00	$193,876.00	$7,872.83	$0.00	$136,813.81	$57,062.19	71%	$0.00
	Department **40 - Development Services** Totals	$193,876.00	$0.00	$193,876.00	$7,872.83	$0.00	$136,813.81	$57,062.19	71%	$0.00
Department **50 - Municipal Services**										
Division **500 - Public Facilities**										
41001	Full Time Salaries	62,538.00	.00	62,538.00	2,246.12	.00	50,628.79	11,909.21	81	.00
41050	Bilingual Pay	650.00	.00	650.00	.00	.00	57.26	592.74	9	.00
41051	Confidential Pay	247.00	.00	247.00	10.61	.00	249.51	(2.51)	101	.00
41052	Educational Incentive	72.00	.00	72.00	3.00	.00	66.00	6.00	92	.00
41053	Sick Leave Conversion Pay	.00	.00	.00	.00	.00	397.84	(397.84)	+++	.00
41054	Stand By Wages	1,500.00	.00	1,500.00	.00	.00	.00	1,500.00	0	.00
41055	Vacation Conversion Pay	1,000.00	.00	1,000.00	.00	.00	4,162.91	(3,162.91)	416	.00
41056	Management Leave Conversion	.00	.00	.00	.00	.00	499.69	(499.69)	+++	.00
41059	Continuous Service Pay	2,072.00	.00	2,072.00	72.38	.00	1,709.45	362.55	83	.00
41100	**Overtime**									
41100_001	Overtime Standard	1,000.00	.00	1,000.00	.00	.00	.00	1,000.00	0	.00
	41100 - Overtime Totals	$1,000.00	$0.00	$1,000.00	$0.00	$0.00	$0.00	$1,000.00	0%	$0.00
42002	Medical Dental Plan	8,791.00	.00	8,791.00	386.53	.00	7,869.02	921.98	90	.00
42003	Vision Insurance	69.00	.00	69.00	3.32	.00	64.89	4.11	94	.00
42004	Long Term Disability Insurance	652.00	.00	652.00	25.37	.00	509.71	142.29	78	.00

Budget Performance Report

Fiscal Year to Date 06/30/24

Include Rollup Account and Rollup to Object

Account	Account Description	Adopted Budget	Budget Amendments	Amended Budget	Current Month Transactions	YTD Encumbrances	YTD Transactions	Budget - YTD Transactions	% Used/ Rec'd	Prior Year Total
Fund **118 - Measure A**										
EXPENSE										
Department **50 - Municipal Services**										
Division **500 - Public Facilities**										
42005	Life Insurance	205.00	.00	205.00	7.64	.00	153.84	51.16	75	.00
42006	SUI	134.00	.00	134.00	.00	.00	138.08	(4.08)	103	.00
42007	Workers Comp Insurance	263.00	.00	263.00	9.44	.00	229.99	33.01	87	.00
42008	City Liability Insurance	1,904.00	.00	1,904.00	56.08	.00	1,361.21	542.79	71	.00
42009	PERS	12,118.00	.00	12,118.00	430.52	.00	9,681.10	2,436.90	80	.00
42010	Medicare Tax	1,002.00	.00	1,002.00	34.82	.00	712.73	289.27	71	.00
42012	Retiree Health Insurance	1,760.00	.00	1,760.00	63.14	.00	1,442.45	317.55	82	.00
42013	Deferred Comp	1,434.00	.00	1,434.00	51.27	.00	1,091.20	342.80	76	.00
42014	Deferred Comp In Lieu	1,482.00	.00	1,482.00	61.75	.00	978.30	503.70	66	.00
42016	Employee Contrib To PERS	(5,902.00)	.00	(5,902.00)	.00	.00	(4,534.42)	(1,367.58)	77	.00
42019	PERS UAL (Unfunded Accrued Liability)	9,123.00	.00	9,123.00	.00	.00	8,360.00	763.00	92	.00
45001	**Telephone**									
45001_000	Telephone General	.00	.00	.00	11.40	.00	220.40	(220.40)	+++	.00
	45001 - Telephone Totals	$0.00	$0.00	$0.00	$11.40	$0.00	$220.40	($220.40)	+++	$0.00
46000	Auto Allowance	288.00	.00	288.00	12.00	.00	264.00	24.00	92	.00
47065	Professional Development	234.00	.00	234.00	100.00	.00	142.00	92.00	61	.00
48002	**Transfers Out-Measure A**									
48002_007	Transfers Out-Measure A Public Facilities Sal & Ben	.00	.00	.00	.00	.00	.00	.00	+++	60,556.03
	48002 - Transfers Out-Measure A Totals	$0.00	$0.00	$0.00	$0.00	$0.00	$0.00	$0.00	+++	$60,556.03
	Division **500 - Public Facilities** Totals	$102,636.00	$0.00	$102,636.00	$3,585.39	$0.00	$86,455.95	$16,180.05	84%	$60,556.03
	Department **50 - Municipal Services** Totals	$102,636.00	$0.00	$102,636.00	$3,585.39	$0.00	$86,455.95	$16,180.05	84%	$60,556.03
Department **60 - Parks**										
Division **600 - Maintenance**										
41001	Full Time Salaries	136,480.00	.00	136,480.00	5,011.88	.00	115,920.85	20,559.15	85	42,097.07
41050	Bilingual Pay	650.00	.00	650.00	.00	.00	57.26	592.74	9	.00
41051	Confidential Pay	493.00	.00	493.00	21.21	.00	498.00	(5.00)	101	.00
41052	Educational Incentive	144.00	.00	144.00	6.00	.00	132.00	12.00	92	.00
41053	Sick Leave Conversion Pay	4,500.00	.00	4,500.00	.00	.00	397.84	4,102.16	9	.00
41054	Stand By Wages	500.00	.00	500.00	.00	.00	.00	500.00	0	.00
41055	Vacation Conversion Pay	2,600.00	.00	2,600.00	.00	.00	4,162.91	(1,562.91)	160	2,245.57
41056	Management Leave Conversion	1,200.00	.00	1,200.00	.00	.00	499.69	700.31	42	.00
41059	Continuous Service Pay	2,974.00	.00	2,974.00	107.78	.00	2,561.50	412.50	86	.00
41100	**Overtime**									
41100_001	Overtime Standard	3,000.00	.00	3,000.00	.00	.00	115.98	2,884.02	4	286.76
	41100 - Overtime Totals	$3,000.00	$0.00	$3,000.00	$0.00	$0.00	$115.98	$2,884.02	4%	$286.76
42002	Medical Dental Plan	28,981.00	.00	28,981.00	944.83	.00	18,541.20	10,439.80	64	9,516.71
42003	Vision Insurance	311.00	.00	311.00	8.33	.00	160.49	150.51	52	89.01

Budget Performance Report

Fiscal Year to Date 06/30/24

Include Rollup Account and Rollup to Object

Account	Account Description	Adopted Budget	Budget Amendments	Amended Budget	Current Month Transactions	YTD Encumbrances	YTD Transactions	Budget - YTD Transactions	% Used/ Rec'd	Prior Year Total
Fund **118 - Measure A**										
EXPENSE										
Department **60 - Parks**										
Division **600 - Maintenance**										
42004	Long Term Disability Insurance	1,422.00	.00	1,422.00	56.58	.00	1,111.38	310.62	78	441.14
42005	Life Insurance	446.00	.00	446.00	17.05	.00	335.76	110.24	75	134.32
42006	SUI	419.00	.00	419.00	.00	.00	418.88	.12	100	238.00
42007	Workers Comp Insurance	1,940.00	.00	1,940.00	62.28	.00	1,472.71	467.29	76	239.73
42008	City Liability Insurance	4,446.00	.00	4,446.00	129.27	.00	3,087.68	1,358.32	69	1,371.87
42009	PERS	25,745.00	.00	25,745.00	941.08	.00	21,626.61	4,118.39	84	6,519.30
42010	Medicare Tax	2,212.00	.00	2,212.00	74.79	.00	1,664.09	547.91	75	636.03
42012	Retiree Health Insurance	3,489.00	.00	3,489.00	128.42	.00	2,987.11	501.89	86	841.95
42013	Deferred Comp	2,405.00	.00	2,405.00	79.85	.00	1,778.88	626.12	74	210.59
42014	Deferred Comp In Lieu	1,824.00	.00	1,824.00	76.00	.00	1,292.00	532.00	71	.00
42016	Employee Contrib To PERS	(12,667.00)	.00	(12,667.00)	.00	.00	(10,262.56)	(2,404.44)	81	(3,623.04)
42019	PERS UAL (Unfunded Accrued Liability)	27,685.00	.00	27,685.00	.00	.00	25,377.00	2,308.00	92	19,281.26
45001	**Telephone**									
45001_000	Telephone General	.00	.00	.00	16.80	.00	339.60	(339.60)	+++	.00
	45001 - Telephone Totals	$0.00	$0.00	$0.00	$16.80	$0.00	$339.60	($339.60)	+++	$0.00
46000	Auto Allowance	576.00	.00	576.00	24.00	.00	528.00	48.00	92	.00
47065	Professional Development	348.00	.00	348.00	100.00	.00	184.00	164.00	53	.00
48002	**Transfers Out-Measure A**									
48002_013	Transfers Out-Measure A Parks & Rec Salaries & Benefits	.00	.00	.00	.00	.00	.00	.00	+++	83,097.13
	48002 - Transfers Out-Measure A Totals	$0.00	$0.00	$0.00	$0.00	$0.00	$0.00	$0.00	+++	$83,097.13
49006	Salary Credits From Other Departments	.00	.00	.00	.00	.00	.00	.00	+++	(27,242.92)
	Division **600 - Maintenance** Totals	$242,123.00	$0.00	$242,123.00	$7,806.15	$0.00	$194,988.86	$47,134.14	81%	$136,380.48
	Department **60 - Parks** Totals	$242,123.00	$0.00	$242,123.00	$7,806.15	$0.00	$194,988.86	$47,134.14	81%	$136,380.48
Department **61 - Recreation**										
Division **620 - Recreation Administration**										
41001	Full Time Salaries	237,398.00	.00	237,398.00	8,307.95	.00	198,357.96	39,040.04	84	.00
41050	Bilingual Pay	2,364.00	.00	2,364.00	107.92	.00	2,528.20	(164.20)	107	.00
41051	Confidential Pay	247.00	.00	247.00	10.61	.00	249.11	(2.11)	101	.00
41052	Educational Incentive	1,872.00	.00	1,872.00	110.92	.00	2,594.20	(722.20)	139	.00
41053	Sick Leave Conversion Pay	2,400.00	.00	2,400.00	.00	.00	2,466.55	(66.55)	103	.00
41054	Stand By Wages	600.00	.00	600.00	.00	.00	.00	600.00	0	.00
41055	Vacation Conversion Pay	2,000.00	.00	2,000.00	.00	.00	.00	2,000.00	0	.00
41056	Management Leave Conversion	.00	.00	.00	.00	.00	2,877.54	(2,877.54)	+++	.00
41059	Continuous Service Pay	2,321.00	.00	2,321.00	100.14	.00	2,368.68	(47.68)	102	.00
41100	**Overtime**									
41100_001	Overtime Standard	1,000.00	.00	1,000.00	.00	.00	481.62	518.38	48	.00

Budget Performance Report

Fiscal Year to Date 06/30/24

Include Rollup Account and Rollup to Object

Account	Account Description	Adopted Budget	Budget Amendments	Amended Budget	Current Month Transactions	YTD Encumbrances	YTD Transactions	Budget - YTD Transactions	% Used/ Rec'd	Prior Year Total
Fund **118 - Measure A**										
EXPENSE										
Department **61 - Recreation**										
Division **620 - Recreation Administration**										
	41100 - Overtime Totals	$1,000.00	$0.00	$1,000.00	$0.00	$0.00	$481.62	$518.38	48%	$0.00
41300	**Salary/Benefit Transfer from**									
41300_011	Salary/Benefit Transfer from FD 270-ASES Grant	(41,800.00)	.00	(41,800.00)	.00	.00	(44,937.07)	3,137.07	108	(46,472.56)
	41300 - Salary/Benefit Transfer from Totals	($41,800.00)	$0.00	($41,800.00)	$0.00	$0.00	($44,937.07)	$3,137.07	108%	($46,472.56)
42002	Medical Dental Plan	37,550.00	.00	37,550.00	1,653.88	.00	36,385.36	1,164.64	97	.00
42003	Vision Insurance	458.00	.00	458.00	11.43	.00	251.46	206.54	55	.00
42004	Long Term Disability Insurance	2,474.00	.00	2,474.00	93.78	.00	2,008.71	465.29	81	.00
42005	Life Insurance	776.00	.00	776.00	28.24	.00	604.80	171.20	78	.00
42006	SUI	515.00	.00	515.00	.00	.00	518.84	(3.84)	101	.00
42007	Workers Comp Insurance	643.00	.00	643.00	35.25	.00	864.49	(221.49)	134	.00
42008	City Liability Insurance	6,279.00	.00	6,279.00	153.90	.00	3,773.74	2,505.26	60	.00
42009	PERS	44,834.00	.00	44,834.00	1,554.01	.00	37,081.08	7,752.92	83	.00
42010	Medicare Tax	3,628.00	.00	3,628.00	123.12	.00	3,028.75	599.25	83	.00
42012	Retiree Health Insurance	6,176.00	.00	6,176.00	219.30	.00	5,217.43	958.57	84	.00
42013	Deferred Comp	4,145.00	.00	4,145.00	136.51	.00	3,215.65	929.35	78	.00
42014	Deferred Comp In Lieu	342.00	.00	342.00	251.75	.00	5,538.50	(5,196.50)	1619	.00
42016	Employee Contrib To PERS	(21,978.00)	.00	(21,978.00)	.00	.00	(17,771.26)	(4,206.74)	81	.00
42019	PERS UAL (Unfunded Accrued Liability)	34,291.00	.00	34,291.00	.00	.00	31,438.00	2,853.00	92	.00
45001	**Telephone**									
45001_000	Telephone General	.00	.00	.00	35.40	.00	778.80	(778.80)	+++	.00
	45001 - Telephone Totals	$0.00	$0.00	$0.00	$35.40	$0.00	$778.80	($778.80)	+++	$0.00
46000	Auto Allowance	288.00	.00	288.00	12.00	.00	264.00	24.00	92	.00
47065	Professional Development	714.00	.00	714.00	.00	.00	642.00	72.00	90	.00
48002	**Transfers Out-Measure A**									
48002_013	Transfers Out-Measure A Parks & Rec Salaries & Benefits	.00	.00	.00	.00	.00	.00	.00	+++	318,234.99
	48002 - Transfers Out-Measure A Totals	$0.00	$0.00	$0.00	$0.00	$0.00	$0.00	$0.00	+++	$318,234.99
Division **620 - Recreation Administration** Totals		$329,537.00	$0.00	$329,537.00	$12,946.11	$0.00	$280,827.14	$48,709.86	85%	$271,762.43
Department **61 - Recreation** Totals		$329,537.00	$0.00	$329,537.00	$12,946.11	$0.00	$280,827.14	$48,709.86	85%	$271,762.43
EXPENSE TOTALS		$7,667,480.00	$494,729.00	$8,162,209.00	$285,628.90	$45,324.64	$6,857,313.11	$1,259,571.25	85%	$9,287,472.23
Fund **118 - Measure A** Totals										
REVENUE TOTALS		7,456,285.00	.00	7,456,285.00	593,876.76	.00	6,196,253.76	1,260,031.24	83%	7,623,921.74
EXPENSE TOTALS		7,667,480.00	494,729.00	8,162,209.00	285,628.90	45,324.64	6,857,313.11	1,259,571.25	85%	9,287,472.23
Fund **118 - Measure A** Totals		($211,195.00)	($494,729.00)	($705,924.00)	$308,247.86	($45,324.64)	($661,059.35)	$459.99		($1,663,550.49)
Grand Totals										

REVENUE TOTALS	14,912,570.00	.00	14,912,570.00	1,187,753.52	.00	12,392,507.51	2,520,062.49	83%	15,247,543.49
EXPENSE TOTALS	23,314,480.00	696,999.00	24,011,479.00	349,628.45	3,331,202.43	18,823,187.19	1,857,089.38	92%	12,257,777.26
Grand Totals	($8,401,910.00)	($696,999.00)	($9,098,909.00)	$838,125.07	($3,331,202.43)	($6,430,679.68)	$662,973.11		$2,989,766.23

Full Time Employee's Funded by Measure A - General

Fiscal Year 2023-2024

Police

Qty.	Position
1	Public Affairs Analyst
1	Public Safety Business Analyst
1	Police Support Operations Manager
1	Public Safety Communication Supervisors
1	Police Lieutenant
1	Community Service Officer I
1	Community Service Officer II
1	Code Enforcement Supervisor
2	Code Enforcement Officer
2	Police Officer I
1	Staff Services Assistant
1	Code Compliance Technician
14	

Public Works

Qty.	Position
1	Staff Services Analyst
1	Maintenance Worker I
0.24	Executive Admin Assistant
0.4	Parks, Streets, & Public Fac. Superintendent
0.24	Deputy Public Works Director
0.24	Public Works Director
0.4	Staff Services Assistant
1	Recreation Superintendent
4.52	

Human Relations

Qty.	Position
1	Human Relations Specialist
1	

Fire

Qty.	Position
1	Fire Division Chief - Training
3	Fire Engineer
3	Firefighter
1	Fire Prevention Inspector
1	Fire Operations Support Analyst
9	

Planning

Qty.	Position
1	Planning Manager
1	

City Manager

Qty.	Position
1	Economic Development Director/Communications Officer
1	Risk Management Director
2	

Finance

Qty.	Position
0.7	Accountant III
1	Purchasing Specialist
1.7	

Total Full Time Employees: 33.22

Human Relations Department

Career Opportunities

We are Hiring!

Career Opportunities

JOB TITLE	SALARY	DEADLINE
Chief Building Official	$9,820.00 - $11,937.00 Monthly	Continuous
SALARY INCREASE Emergency Services Dispatcher Trainee	$5,206.00 - $6,326.00 Monthly	Continuous
SALARY INCREASE Police Officer I/II BONUS PAY	$6,187.00 - $8,705.00 Monthly	Continuous
Police Officer Trainee BONUS PAY	$4,454.00 - $5,416.00 Monthly	Continuous
Public Works Supervisor/City Surveyor	$9,820.00 - $11,937.00 Monthly	8/8/24 5:00 PM
Water Treatment Plant Operator I	$4,820.00 - $5,858.00 Monthly	8/15/24 5:00 PM
Water Treatment Plant Operator, Senior NEW INCENTIVES	$6,808.00 - $8,276.00 Monthly	Continuous

For more information, please visit www.cityofturlock.org

Human Relations Department

New Hires & Promotions

New Housing Program Specialist I

New Plans Examiner, Senior

New Maintenance Worker I

New Maintenance Worker I

Promoted to Water Treatment Plant Operator II

Promoted to Development Services Director

Promoted to Executive Assistant to the City Manager/City Clerk Trainee

Promoted to Utilities Maintenance Worker II

Upcoming Events

CALIFORNIA STATE UNIVERSITY Stanislaus

Career & Internship Fair
Wednesday, October 2nd, 2024

UNIVERSITY OF CALIFORNIA MERCED

Career & Internship Fair
Thursday, September 26, 2024

We are very excited to meet with our fellow Warriors and Bobcats!

Please don't forget to stop by our table!

The High 5 Committee Update

THE HIGH FIVE CORNER *AUGUST 2024*

MUNICIPAL SERVICES DEPARTMENT

The High Five Committee was established to celebrate our amazing departments and their hardworking staff. This month the High Five goes to the Municipal Services Department!

-- *Anonymous*

Staff takes pride in their work and wants the best outcome for the City.

-- *Anonymous*

Three words to describe our amazing Municipal Services Department: teamwork, cooperation, and kindness.

-- *Anonymous*

The department goes above-and-beyond daily to ensure water is flowing and the sewer is draining!

-- *Anonymous*

Their customer service is always professional and fast. One time I called about a sewer plug, and they arrived within minutes and took care of the problem quickly and professionally.

-- *Anonymous*

The Municipal Services department team members are always eager to assist and will go above and beyond to make sure that your questions or concerns are addressed, resolved, or, if necessary, directed in the right path. Thank you Muni for what you all do!

-- *Anonymous*

I appreciate all of the hard work that comes from the Municipal Services Department to ensure we have continual drinking water as well as disposing of wastewater. Muni staff are so knowledgeable in their fields, they welcome questions with understandable answers. Muni Admin staff are always willing to help and have such a positive attitude!

City Council Staff Update
August 13th, 2024

□

□

□r□□ □□ □□□□□□□□ □□c□□□□□□al□er□□□□ D□rec□□r□

□

Prepared □□□□□□ □□c□□□□□□al□er□□□□ D□rec□□r□□

□

□□e□d□□ed □□□□□□ Rea□a□ M□□□ I□□□□□ C□□□ Ma□a□er□

□

□□□□ec□□□ □□□□□□□□□□□□

□

□

□

□□r□□□ I□□□□□□□□□□□□e□□□□□r□ a□□□□□□ec□□□ I□□□□□□□□□ Depar□□e□□ a□□□e□□□ll□□ □□□□□□□ rep□r□□□

□ ebsite

□□□□ a□□□a□e□c□□ ple□ed a□ Re□□e□□□□r□ Pr□p□□al□ R□P□□□r□□□□ed□e□□□e□er□ce□a□d□
□a□e□□□□□ □□ed□□□□□□□e□□□a□ce□ Depar□□e□□□□r re□e□□□

□

□mer□enc□ Operations Center □□OC□ Tec□nolo□□ □p□rades

□□□□ a□□□a□e□□ee□□ prepar□□□a□c□pe□□□□er□ce□□□r□□e□a□d□□□□□de□□a□d□c□□□ere□c□□□□
□ec□□□l□□e□□□ece□□ar□□□□□□p□rade□□e P□□□lc□a□e□□□□ac□l□□□’□□□□er□e□c□□□pera□□□□□□
Ce□□er□□□□□□a□□are□al□□□□□r□□□□□□□□□c□□□□□a□□□□□□□□□e□de□□□□a□d□c□□□□□ra□□□□□□□□□e□
□ec□r□□□a□d□e□□□r□c□□p□□e□□□□□r□□□e□□□C□□

Microsoft □□□

□□□□ a□□□a□e□c□□□□□□□ed□e□□□□□□□□e□M□cr□□□□□□□□□□□□

Completed IT Re□□ests□

□□c□□ple□ed□□□□ **re□□ests**□□□r□□er□□ce□d□r□□□□□□e□□□□□□

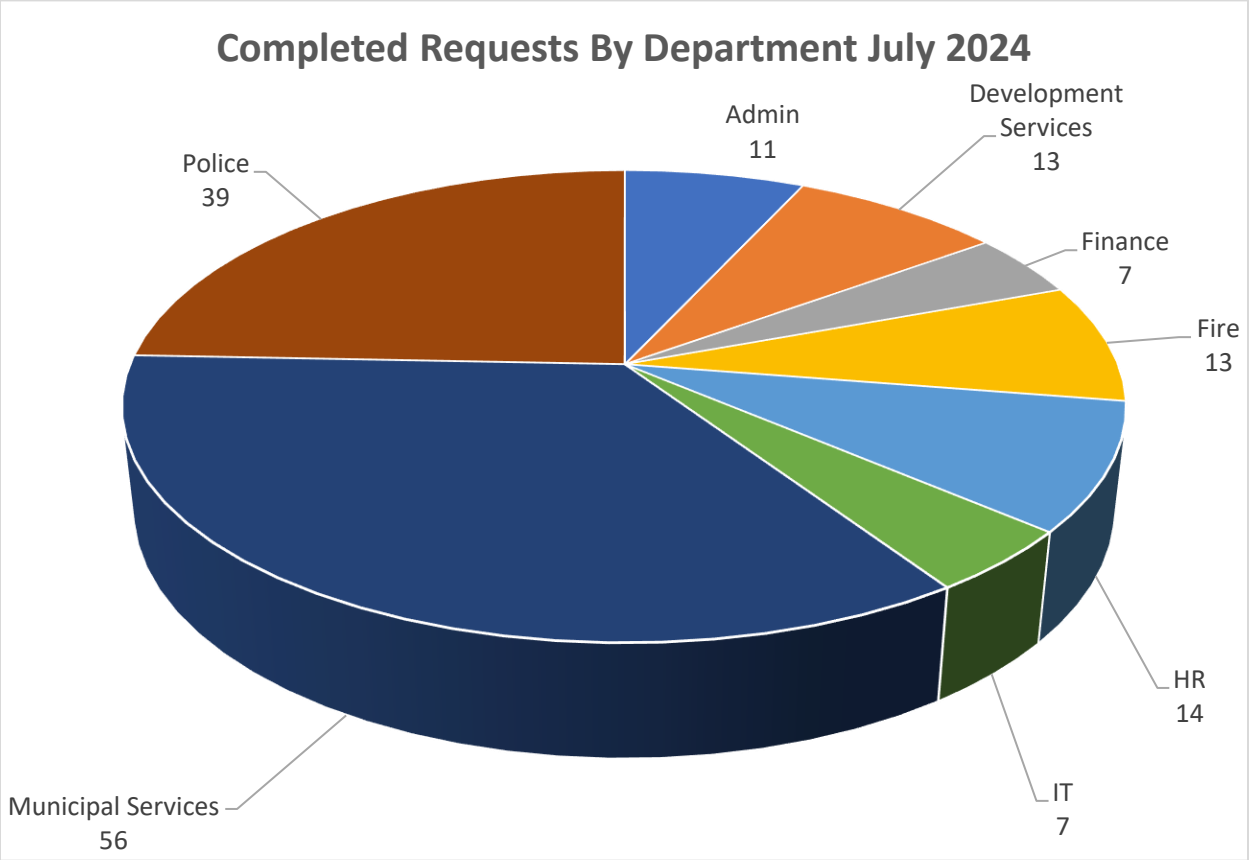

□

□Re□□l□ed□re□□e□□□□□□

MONTHLY CITY MANAGER'S REPORT

July 2024

ADMINISTRATION

- On **July 3, 2024**, the Turlock Police Department celebrated two long-term employees, Sergeant Victor Barcelos and Detective Jason Tosta, as they embark on their new journey, retirement!

- During the first few days in **July**, officers handed out ice-cold popsicles to community members as part of "Operation Cool Down". A special thanks to Turlock Associated Police Officers (TAPO) for purchasing these cold treats!



FIELD & SUPPORT OPERATIONS

Patrol & Communications

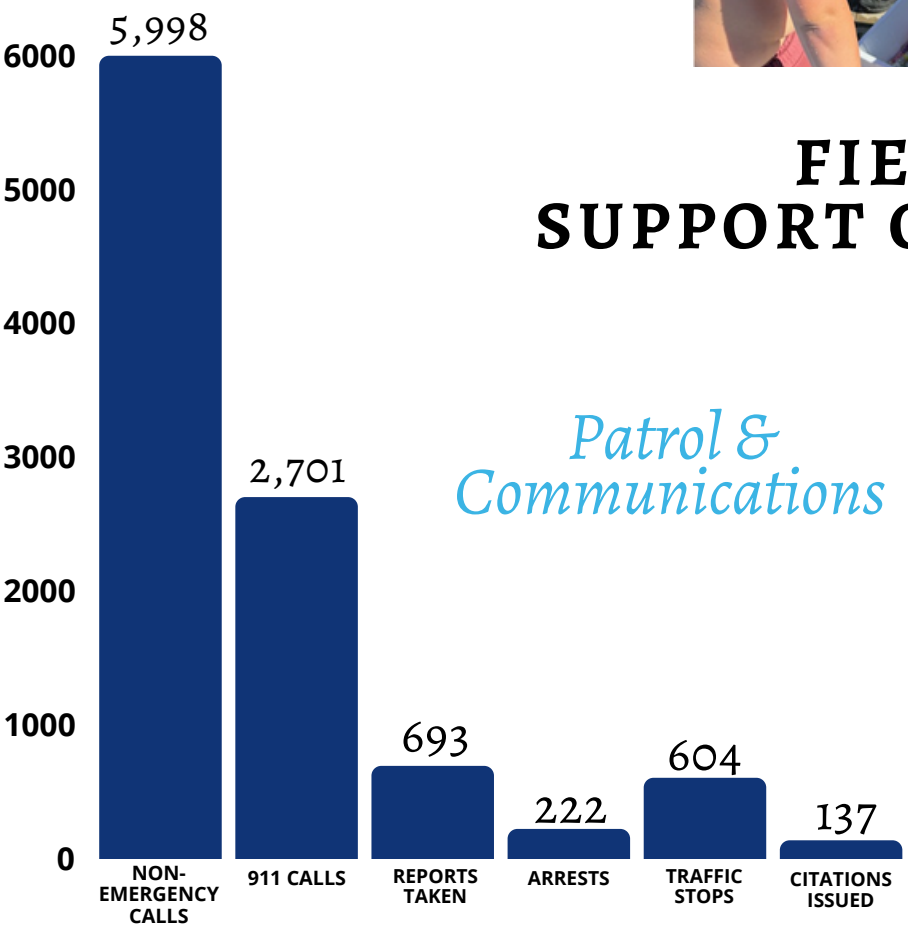

Animal Services



43 DOGS SEIZED



14 CATS SEIZED



40 ANIMALS ADOPTED/RETURNED TO OWNER/TRANSPORTED TO RESCUE

MONTHLY CITY MANAGER'S REPORT

July 2024

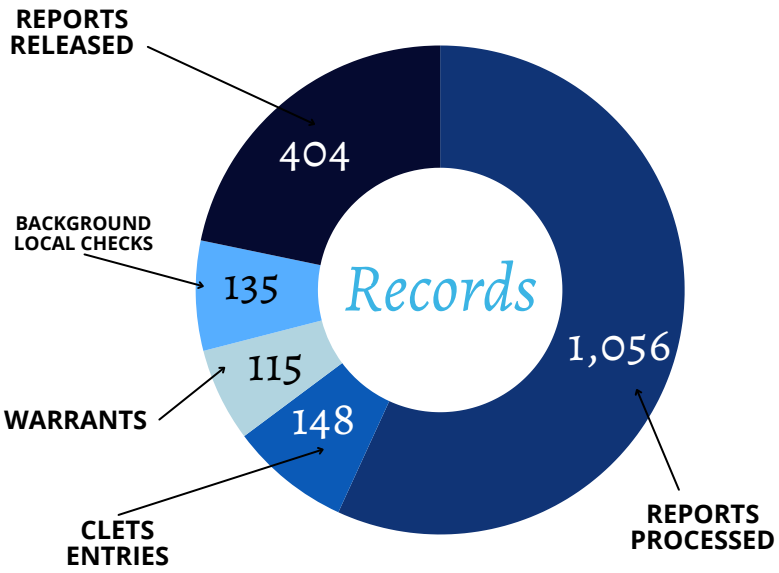

SPECIAL OPERATIONS

Professional Standards

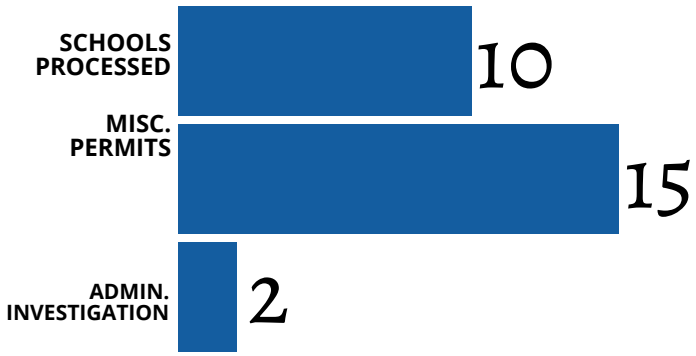

Detectives

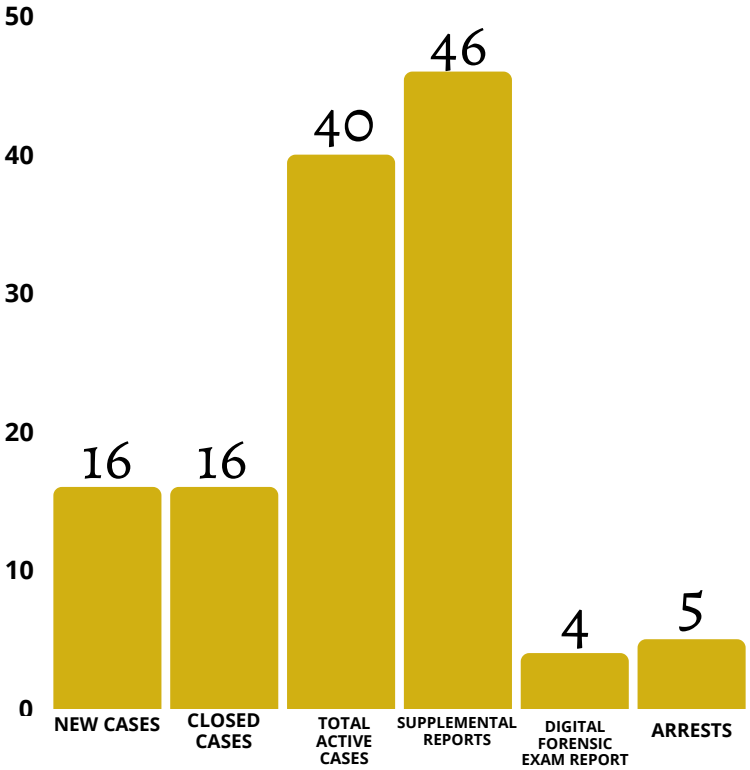

Social Media

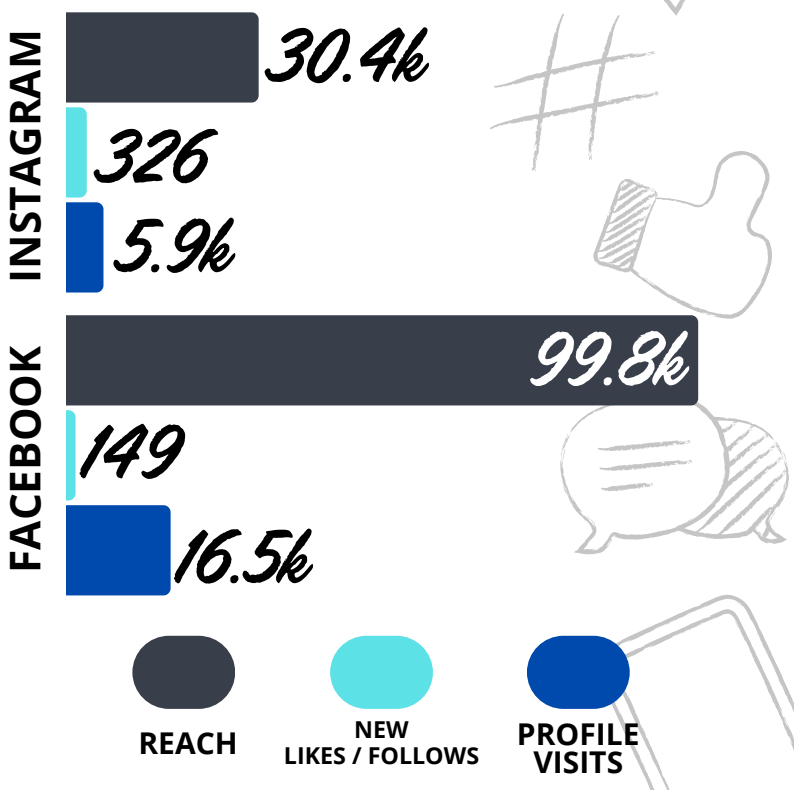

Turlock Fire Department

July 2024

CHIEF'S MESSAGE

MONTHLY CITY MANAGER'S REPORT

Today I announce the end of an era for Chief Dave Bickle in Turlock. He began as a reserve Firefighter in January of 1993 and became a full time Firefighter in July of 1995. He rose through the ranks, achieving Captain position in 2002. For many years he served as a relief Battalion Chief until he was promoted to Division Chief, with the responsibility of serving as Fire Marshal. During his career with Turlock Fire Department, he headed numerous committees and served as an academy and rescue instructor. His dedication to supporting his peers has been shown through his terms serving as a principal officer for Local 2434 and the Turlock Management Association-Public Safety.

Although he closes the door on a storied career with Turlock, he walks through another into a new role as Deputy Chief with Modesto Fire Department. We are eager to gain his knowledge and expertise in the Community Risk Reduction division. His official start date will be July 30th.

Kevin Wise
Fire Chief

OPERATIONS DIVISION



Total MVA:

26

Total EMS:

506

Total Fire (NFIRS Series 100):

57

CALLS BY DISTRICT

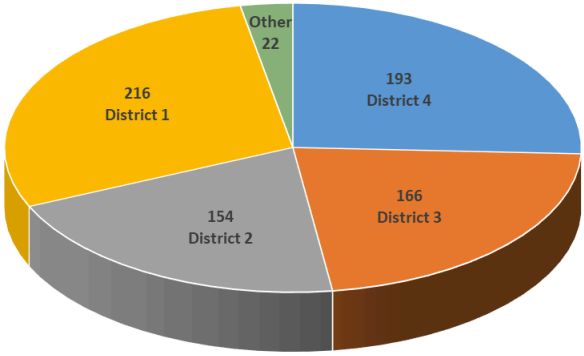

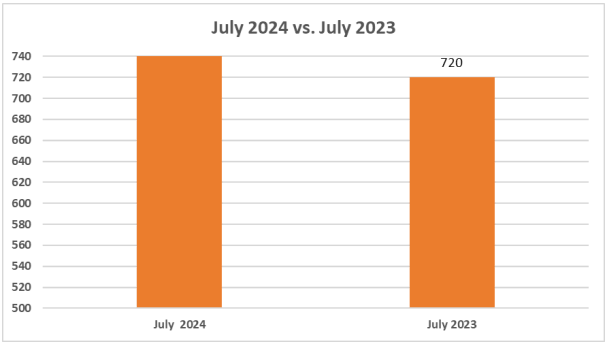

STRIKE TEAMS

July was an exceptionally busy month. We responded to numerous fires within the City of Turlock, ensuring the safety of our community. In addition to our local efforts, we sent personnel to assist with large fires across the state. CAL OES Engine 339 responded with four personnel and additional personnel as single resources were deployed. We provided critical assistance to several significant incidents, including the Lake Fire, Shelly Fire, Mill Fire, and Park Fire.

We are incredibly proud of the dedication and hard work demonstrated by our firefighters. Their unwavering commitment to protecting not only the residents of Turlock but also the broader public across California exemplifies the spirit of our department. We remain steadfast in our mission to serve and safeguard our community and beyond."

FIRE PREVENTION DIVISION

Fire Inspector LeRoy was absent for most of July as he and his wife welcomed the birth of their second child Noah LeRoy.

Turlock Fire Prevention hosted a residential fire sprinkler class offered by Spears, who manufactures the Flame Guard product. This was a county wide training with fire inspectors from Modesto, Stanislaus Consolidated, Turlock, Newman and Stanislaus County Fire Warden's office attending. Several building departments from Stanislaus County were also invited and attended- Modesto, Turlock and Stanislaus County. The class was well received with 18 attendees and provided uniform training with a truly regional approach.

On July 4th Turlock Fire issued 15 citations for illegal fireworks.

Stanislaus Regional FIU July 2024

DETAILS: During the month of July 2024, the FIU's call volume maintained a significantly high number of responses. This was attributed to the high temperatures, low humidity, and the introduction of thousands of incendiary devices (legal and illegal) into the county during the 4th of July holiday week.

The FIU conducted a total of 62 fire investigations during the month, the breakdown of calls is as follows:

Calls by jurisdiction: Modesto FD 24, Ceres 8, Oakdale 1, Salida 0, Turlock city 4, and the County 25.

31 were structure fires, 7 vegetation fires, 10 vehicle fires, and 14 were trash/dumpster/other fires/criminal enforcement actions/investigator follow-ups.

Investigators were able to determine that 13 fires were confirmed arsons, 17 accidental, and 23 were undetermined. Investigators were canceled a total of 5 times.

Investigators reported that 3 arson arrests were made during this period. Arrests occurred within the cities of Modesto and the County area.

There are multiple cases in Turlock, Modesto, and the County jurisdictions where arrest warrants and criminal follow-ups are pending.

The FIU responded to two fatal fire responses. One occurred in the county area on Robertson Road and the other incident was reported within the city of Modesto on Concord Ave. Both scenes involved the death of one occupant. Investigators called in additional resources to process the scenes. The FIU collaborated with the on-call SCSO MCU detectives, MPD detectives, CSI technicians, SCDA DDA's, and SCDAIA's.

The FIU asks that the Fire and LEO jurisdictions direct any arson related video or arson related tip info to their public account: Info@stanfiu.org or 209.525.5530

As always, we remain committed to assisting you with your fire investigation needs during this time.

Please don't hesitate to reach out to your FIU team. #StanFIU

Date	Station	Location	Cause	Dollar Loss *
7/3/2024	31	S. Minaret St/Cottonwood St	Unknown	$1,000.00
7/11/2024	33	1679 Joett Drive	Accidental	$150,000.00
7/18/2024	31	1117 E Main Street	Unknown	$50,000.00
7/20/2024	31	711 W. F Street	Accidental	$10,000.00
7/25/2024	46	232 Montan Ave.**	Accidental	$80,000.00

* Doller loss is estimated and may not account for all aspects of the fire.

** This fire involved both City and County addresses. Units from Turlock Fire, Turlock Rural, MST and other county fire agencies responded to this call.

DEVELOPMENT SERVICES DEPARTMENT

July 2024 - Monthly Report

The Development Services Department continues to strive to provide excellent customer service while ensuring the health, safety, enhancement, and prosperity of our community.

1 BUILDING

HOUSING

3 PLANNING

BUILDING

July 2024 - Update



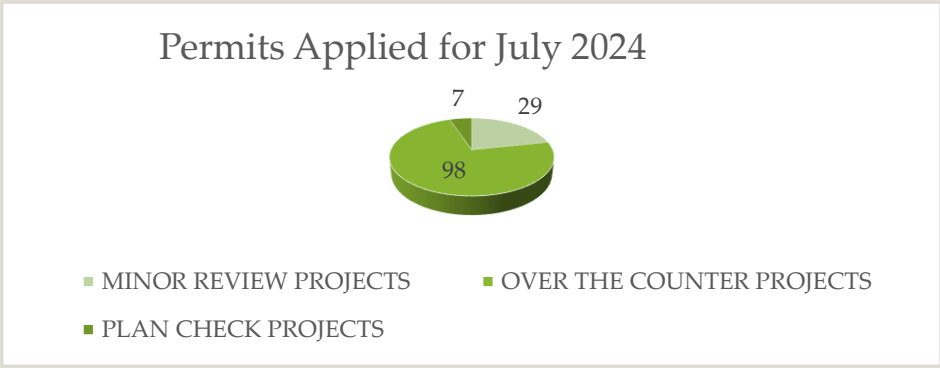

Building Division Open Recruitments

- Chief Building Official
- Plans Examiner 1
- Staff Servcies Assistant

HOUSING DIVISION UPDATE

□□ D□a□cl□ed□e□□□□ □□□r□□□□d□□□□r□□□□□□□□□□□□□□□□□□□□□□□□a□d□□□□re□l□□□□□□e□ □d□□□all□e□□cl□ed□

□

□e□ □□□□□D□□□□□□□□□ac□el□recr□□□□□r□e□ □□□□□Re□a□l□a□□pec□al□□□□pec□r□

□ □e□L□a□□er□pr□per□c□□□r□c□□□□□□□□ c□□ple□e□a□d□□a□□c□pa□ed□□e□c□□ple□ed□□□□e□

□□D□ □□□r□□□r□CD□□ C□□□d□□a□ee□□c□□ple□ed□a□d□ D□ad□□□d□□□

□e□e□ □□□□□□Pr□ra□ □pec□al□□Mar□a□L□a□□ar□ed□M□da□□□l□□□□d□

□ll□a□□al□□a□e□rep□r□□a□e□ee□□□□□ □ed□□□□e□r□a□ead□□□e□deadl□e□

□ □

Plannin□ Mont□l□ Pro□ects for □□l□ □□□□

□□e Pla□□□□□ D□□□□□□□□□□ a□ rece□□ed □□□□ e □ pr□ec□□□□□□□ e□□ □□□□□□□□□□□ l□□□

□

Minor Discretionar□ Permit □□□□□-□□□□□ e□□ ra□□e□□ aller□□□ a□ appl□ed □□□□ c□□□□ r□ c□a□□ appr□□□ a□el □□□□□□□□□□□□□□□ are □□□□□□□ c□□ □ erc□al □□□□ld □□□□□□ r□□□e r□□□□□ce□ a□□ ra□□e□□□□□□ r□□□ □a□d□ are□□□□□e□□□□ ra□e a□□□□□□□ Mar□a□□□ Dr□□□ □□□□□e a□d □□□□□□□□□e□ □□ pr□□e□ e□□□□□□□ cl□de pa□□□□□□□□□□ par□□□□□□ pace□□□ par□□□□□□□ all□□ r□p□□□□□□ ra□□□e□ cl□□□ re□□la□d□ cap□□□□□□ c□r□□□□□□□□□er a□d□ □de□al□□□□

□

□

Time □□tension for MDP □□□□□-□□ □Carson H□brid □ner□□ Stora□e□□□ Car□□□□□ □□ r□d□□□er□□□□□□ra□e□C□ □ □□□□□□□□re□□e□□□□□□ a□□□e□□ear□□□□ e□e□□e□□□□□□□□□□r□□□e r□pre□□□□□l□ appr□□ed pr□ec□□□□□e□ pr□p□□al□□□□□□□□ de□el□p a□□□□□□□ acre□ pr□per□□ a□□□□□□□□□ □□der□□□□□□ R□ad□□□□ r□a□□a□er□□e□er□□□□□□□□ra□e□ac□l□□□□□C□ □□□□□□□ll□c□□□□□r□c□□□□□□□□ are□□□□□e□□□□ld□□□□□□□□□□e□□□□□□□□□□□□□□ are□□ee□□ a□d□□□e□□□□□□□□□□□□□□ are□□ee□□□□r□□□e□□□□□ra□e□□□□□□□□e□a□er□□□ □d□le□□□□□e□□□□ld□□□□□□□□ll□□e□a□le□□□□□□□□□□re□a□lea□□□□□□□ □ □□□□□□□ □a□er□□e□er□□□□□□□ra□e□□□□ □□c□a□□e□□r□□ □□□e□r□□□□al□□□□□□□ appr□□al□are□pr□p□□e□ed□□□

□

□

Time □□tension for C□P □□□□□-□□ □Sta□brid□e S□ites□□□□ e□□□□e□ appl□ca□□□□□□□re□□e□□□□□□□□a□□□e□□ear□□□□ e□e□□e□□□□□□□□□□r□□□e□ pre□□□□□l□□appr□□□ed□pr□ec□□□□r□□□e□c□□□□r□c□□□□□□□□□□a□□□□□r□□□□ □□□□□□□□□r□□□□□el□□□□a□□□□□□□□□acre□parcel□l□ca□ed□a□□□□□□□□□□□□ □alle□□C□□r□□□□□a□□la□□□□□P□□□□□□□□□□□□□□

DEVELOPMENT

SERVICES DEPARTMENT

Business Permits Applied For

BUSINESS ADDRESS	BUSINESS PERMIT TYPE	BUSINESS NAME
1065 COLORADO AVE 5	ZONING CERTIFICATE/OCCUPANCY INSPECTION	ALFRED PATINO DPM
1115 E MAIN ST	ZONING CERTIFICATE/OCCUPANCY INSPECTION	E MAIN SKIN & BODY
1125 N GOLDEN STATE BLVD H	ZONING CERTIFICATE/OCCUPANCY INSPECTION	DEBWANI NUTRITION INC
1401 GEER RD	ZONING CERTIFICATE/OCCUPANCY INSPECTION	ABILITY AMBECK MORTGAGE
1610 W MAIN ST	ZONING CERTIFICATE/OCCUPANCY INSPECTION	CALIFORNIA BURRITO
1647 LANDER AVE	ZONING CERTIFICATE/OCCUPANCY INSPECTION	KHANDI H JEWELERS
2100 W MONTE VISTA AVE	ZONING CERTIFICATE/OCCUPANCY INSPECTION	BIOSPORT PHYSICAL THERAPY
	HOME OCCUPATION PERMIT	CARNEST
2111 GEER RD 209	ZONING CERTIFICATE/OCCUPANCY INSPECTION	LUXE BEAUTY BY ANITA
	HOME OCCUPATION PERMIT	STAR CLEANING
231 W MAIN ST	ZONING CERTIFICATE/OCCUPANCY INSPECTION	MAIN STREET SALON
	HOME OCCUPATION PERMIT	INIZIO
	HOME OCCUPATION PERMIT	FINNS WATER WORKS
2701 COUNTRYSIDE DR	ZONING CERTIFICATE/OCCUPANCY INSPECTION	
2925 NIAGRA ST 7	ZONING CERTIFICATE/OCCUPANCY INSPECTION	AUTISM LEARNING PARTNERS LLC
	HOME OCCUPATION PERMIT	ZAM COMMUNICATIONS
3094 SPENGLER WAY	ZONING CERTIFICATE/OCCUPANCY INSPECTION	BEARING ENGINEERING CO
	HOME OCCUPATION PERMIT	SOLARIS SECURTY SERVICES
	HOME OCCUPATION PERMIT	JEM DRAFTING & DESIGN
	HOME OCCUPATION PERMIT	VANESSA'S INCOME TAX SERVICE
	HOME OCCUPATION PERMIT	4EVER PICTURE PERFECT
	HOME OCCUPATION PERMIT	STANISLAUS RESTORATION LLC
50 W SYRACUSE AVE	ZONING CERTIFICATE/OCCUPANCY INSPECTION	ALPHA LAB SERVICES
	HOME OCCUPATION PERMIT	FAST PACKING MOVERS LLC
	HOME OCCUPATION PERMIT	RADICAL BEHAVIOR CONSULTING
	HOME OCCUPATION PERMIT	24/7 PLUMBING ANDF HANDYMAN SE
673 W MAIN ST	ZONING CERTIFICATE/OCCUPANCY INSPECTION	ENDLESS BEAUTY SALON BARBER
805 S KILROY RD	ZONING CERTIFICATE/OCCUPANCY INSPECTION	TECHO-BLOC MIDWEST CORP
869 W HAWKEYE AVE	ZONING CERTIFICATE/OCCUPANCY INSPECTION	HOUSE OF BEAUTY

HOUSING FINANCIAL REPORT

Prepared 8/7/2024

Available Grant Funds:		
	CHDO	259,546.65
	Administrative Funds	841,307.79
	HOME	5,152,798.90
		6,253,653.34
CDBG-CV		762,895.71
CDBG		711,662.22
HOME-ARP		
	Administrative and Planning Funds	593,395.51
	[illegible]	4,524,907.00
		5,118,302.51

Notes

[illegible]

Funds Available in California Department [illegible] and Community [illegible] Development

Per [illegible] Local [illegible] [illegible]

Funds Committed

Stan County HOME Lead Consortium Fund 254	-
CD[illegible] [illegible] Committed [illegible]	(228,659.59)
[illegible] M[illegible] C[illegible] [illegible]	500,038.54
Available [illegible] M[illegible]	
[illegible]	2,671,301.52
Cal[illegible] M[illegible] Pr[illegible]	1,745,298.18
[illegible] P	92,257.52
[illegible]	[illegible]
[illegible]	[illegible]
[illegible] RP [illegible]	[illegible]
PL[illegible] Per[illegible]	[illegible]
[illegible]	2,249,752.58
[illegible]	$ 21,121,091.70

Notes: None

MUNICIPAL SERVICES
MONTHLY REPORT

AUGUST 13, 2024

JULY at-a-glance

- WATER LEAKS: 17
- METER REPLACE/INSTALL: 36
- BAC-T SAMPLES COLLECTED: 124
- STORM PUMPS CHECKED: 24
- CATCH BASINS CLEANED: 11
- SEWER PLUGS: 10
- CLEAN OUTS INSTALLED: 6
- SEWER MAIN REPAIRS: 1

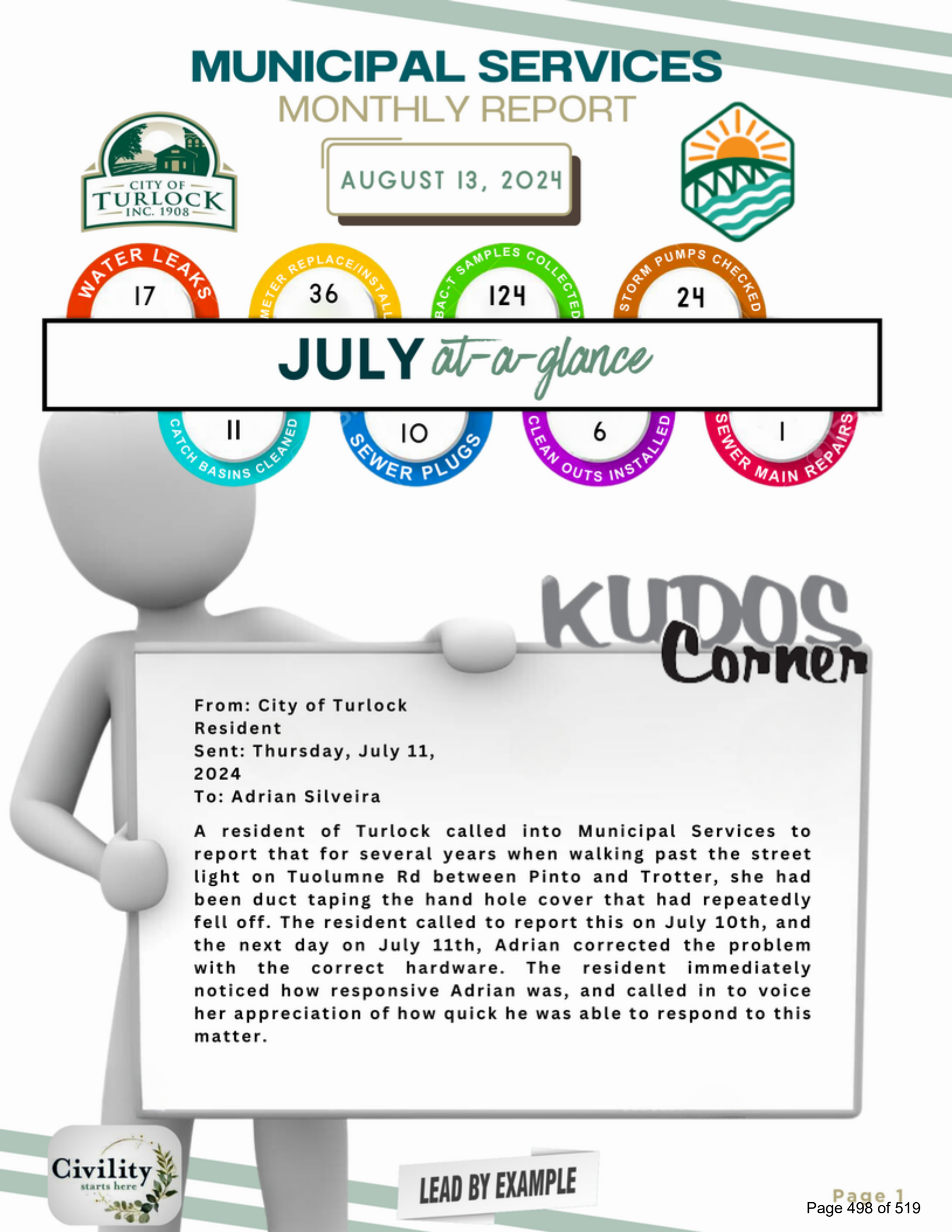

KUDOS Corner

From: City of Turlock Resident
Sent: Thursday, July 11, 2024
To: Adrian Silveira

A resident of Turlock called into Municipal Services to report that for several years when walking past the street light on Tuolumne Rd between Pinto and Trotter, she had been duct taping the hand hole cover that had repeatedly fell off. The resident called to report this on July 10th, and the next day on July 11th, Adrian corrected the problem with the correct hardware. The resident immediately noticed how responsive Adrian was, and called in to voice her appreciation of how quick he was able to respond to this matter.

Civility starts here

LEAD BY EXAMPLE

CIVILITY 101

Workplace Civility

- Definition:
  - Civility is behavior that shows respect for another, causes another to feel valued, and contributes to mutual respect, effective communication, and team collaboration; can be verbal, nonverbal, or behavioral

Civility and Respect in the Workplace

Show care and consideration for others to help create a welcoming, safe, inclusive work environment.

Benefits

Tips for employers

Define civility. Engage in conversations and educational opportunities.

Train and develop employees. Teach them how to listen, give feedback, resolve conflict, interact with clients, and how to recognize and address uncivil behaviour.

Use inclusive language. How do workers refer to themselves? Check to see which terms workers refer, and update communications if needed.

Address uncivil behaviour with enforced policies and consequences. Encourage constructive problem solving. Manage conflicts in a timely fashion. Always follow up.

Show respectful leadership behaviour. Provide managers and supervisors with ongoing training and support. Make sure they can recognize and resolve issues.

Create and post a code of conduct. Outline respectful and civil behaviour.

Tips for everyone

Use respectful language. Say please, thank you, excuse me, and I'm sorry.

Value the time of others. Be on time and give your full attention.

See a co-worker? Say hello.

Include others. Offer an invite to lunch or ask for input.

Before making a joke, consider the audience. Remember that humour isn't always appropriate.

Elevate other people. Give credit when it's due.

Intervene respectfully. See inappropriate behaviour? Step in.

Incivility is contagious, but you can stop the spread.
Show empathy and de-escalate the situation with kindness. Pause, put yourself in their shoes, and ask, "how can I help?"

Civility starts here

LEAD BY EXAMPLE

ENGINEERING

LAND DEVELOPMENT

DEVELOPMENT PROJECTS

Improvement Plans In Review: 21

Approved, but pending other City requirements: 27

ACTIVE SUBMITTALS

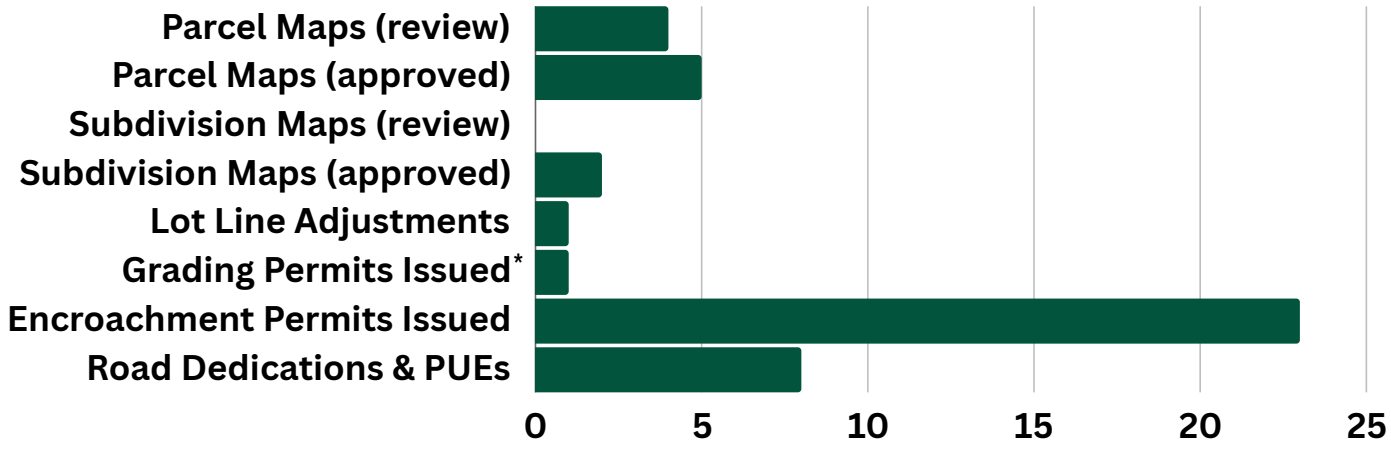

**The City has recorded the final map for Balisha Ranch subdivision located at 2930 E. Tuolumne Rd. This is to create 50 single family residential lots.*

CAPITAL PROJECTS

CP 19-51: COLUMBIA POOL IMPROVEMENTS

The contractor is currently progressing with the underground installation of water, sewer, and electrical systems. All preparations are underway for the installation of Public Restroom Company buildings scheduled for August.

ROADS PROGRAM

Construction activities continue on four (4) contracts to rehabilitate a total of twenty-two (22) streets. United Pavement Maintenance, Inc. is the contractor for City Project Nos. 23-031 Bid Package 1 and 23-032; and George Reed, Inc. is the contractor for City Project Nos. 23-031 Bid Package 2 and 23-033.

United Pavement Maintenance, Inc.			
City Project 23-031 Bid Package 1		City Project 23-032	
Streets	Limits	Streets	Limits
Mission Street	Old Vineyard Rd. to N. Quincy Rd.	Lincoln Avenue	Geer Rd. to Monroe Ave.
Tokay Avenue	N. Johnson Rd. to N. Quincy Rd.	Monroe Avenue	N. Center St. to N. Palm St.
N. Quincy Road	E. Marshall St. to E. Canal Dr.	Wolfe Avenue	N. Center St. to E. Canal Dr.
El Capitan Drive	N. Berkeley Ave. to Murphy Dr.	N. Thor Street	Wolfe Ave. to E. Canal Dr.
		N. Center Street	E. Main St. to Monroe Ave.
		Myrtle Street	Bell St. to N. Berkeley Ave.
		Colorado Avenue	E. Marshall St. to E. Canal Dr.
		S. Broadway Avenue	W. Main St. to D St.

George Reed, Inc.			
City Project 23-031 Bid Package 2		City Project 23-033	
Streets	Limits	Streets	Limits
El Capitan Drive	N. Berkeley Ave. to Murphy Dr.	Columbia Avenue	Lander Ave. to West Ave. South
Kenneth Drive	N. Berkeley Ave. to East End	Lane Street	High St. to Castor St.
El Camino Drive	El Paseo Dr. to Murphy Dr.	S. Beech Street	W. Main St. to South End
La Linda Ct.	El Capitan Dr. to El Capitan Dr.	S. Laurel Street	Columbia St. to Vermont Ave.
N. Quincy Road	E. Canal Dr. to Marie Dr.	Farr Street	W. Main St. to Castor St.
Murphy Drive	E. Canal Dr. to Mira Flores Dr.		

Curb [illegible]uction along El Camino Dr. and S. Laurel St.

Base stabilization on Colorado Ave. between E. Marshall St. and E. Canal Dr.

CP 21-021 PEDRAS ROAD REHABILITATION

The contractor has finished the grinding, base rock installation, and paving for both phases of the project. Phase 1 has been finalized with striping completed, while striping for Phase 2 is scheduled for the first week of August.

CONGRATULATIONS TO **RANDALL JONES**, WHO WAS PROMOTED TO **SR. CIVIL ENGINEER** THIS MONTH

FLEET MAINTENANCE

In May, the Fleet Division completed 269 work orders for the upkeep and repair of vehicles and equipment. Some tasks done during this timeframe encompass:

- Completed kick-off documentation with the City's new Fleet Management Software, Assetworks.
- Continued disposal or sale of outdated inventory from the shop, including vehicles, parts, and other miscellaneous items.
- Completed various ongoing and required safety trainings and inspections.
- Complied with vehicle recalls to ensure safety for all drivers of City vehicles.
- Being on-call during the Stanislaus County Fair for City vehicles, especially Transit buses, that needed to be worked on quickly during that time.
- We demonstrated an electric ride-on mower that could be used in The demo went well and the product was received well.

TRANSIT

- Effective July 1, 2024, the City's new contract with Storer Transit Systems took effect, resulting in additional transit resources to serve customers. One of the more noticeable changes was a more vibrant green uniform, which has been received well by transit staff and customers alike.
- Merced and Stanislaus counties, in cooperation with the City of Turlock, provided a joint, free fare promotion throughout the region across all three transit providers. This joint project was funded by the Low Carbon Transit Operations Program (LCTOP) and other standard transit revenue sources. A total of 26,303 trips were provided.
- During the Stanislaus County Fair Transit staff provided extended and expanded transit services, including a dedicated shuttle to the main entrance at the Fair, resulting in a total of 10,214 trips provided during the Fair across all modes. Transit staff also handed out 1,416 bottles of cold water to Fair Shuttle riders.
- Turlock Transit sponsored two days of free community swimming, allowing attendees at Pitman High School (29 adults, 84 kids) and Turlock High School (26 adults, 49 kids) to swim for free. Transit staff was on-site to hand out promotional items, assist Buzz (robotic bus) in interactions with kids, and answer questions about Transit.

PUBLIC FACILITIES MAINTENANCE

STREETS

POTHOLES FILLED IN JUNE

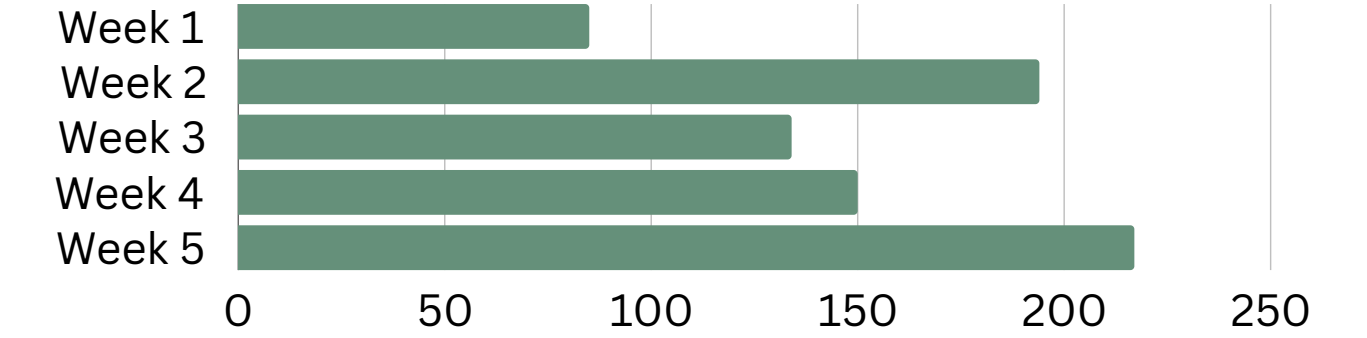

OTHER STREETS DUTIES

The Streets Team completed a wide range of tasks such as striping over 80,000 feet of roadway on Tully, Canal, Broadway, Front St, Soderquist, Geer, Tuolumne, Minnesota, Olive, N. Denair, and many more; replaced 9 worn and tattered Active Military Banners; removed fallen tree limbs, set up temporary traffic control for the Independence Day events and the Stanislaus County Fair; watered City-maintained trees in islands; performed weed control on Canal, Christoffersen, Geer, Lander, Fulkerth, Countryside, Monte Vista, North and South Walnut, Tully islands, and removed graffiti from various locations around town.

BUILDINGS

The Buildings team, in addition to their routine tasks, completed the following notable items this month:

- Public Safety Facility:
  - Monitored the remaining operable Computer Room Air Conditioner unit.
  - Cleaned A/C units.
  - Repaired doors in lobby.
- Senior Center:
  - Replaced fan switch.
- City Hall:
  - Performed irrigation repair in the front planter.
  - Repaired door in HR.
- Marty Yerby: Replaced 26 Lights.
- Central Park: Replaced irrigation valve.
- Transit Center: Assist with hauling associated with the Fair.
- All locations: Facilitate necessary A/C repairs through the City's contractor, Champion.



PARKS

The Parks team accomplished several significant tasks alongside their routine maintenance activities:

- Irrigation repairs at the following parks: Pinkney, Quaile Rand, Summerfaire, and Columbia, Donnelly.
- Mowed over 50 parks, storm basins, or other City-maintained areas.
- Removed graffiti Centennial Park and Columbia Park.
- Set the Judy Cain Memorial Bench.





SPORTS FACILITIES

The Sports team accomplished several notable tasks alongside their routine maintenance activities:

PEDRETTI PARK

- Repaired pitcher's mounds on all fields over the course of the month.
- Repaired irrigation systems in the parking lots, on the fence by Hwy 99, on Fields 1 & 5, and in the parking lot.
- Cleaned up debris by the dumpster area.
- Prepared for a tournament for Stanislaus State.

TURLOCK REGIONAL SPORTS COMPLEX

- Layed out and painted the fields for 9v9 and 7v7 matches at various times throughout the month.
- Fertilized the complex.
- Performed irrigation repairs.
- Trimmed trees.

CONGRATULATIONS TO **MIGUEL GARCIA,** WHO WAS HIRED THIS MONTH AS A **MAINTENANCE WORKER I**

RECREATION

The painting of facilities at Columbia Park (pictured) through the Indigo Project is complete with a formal unveiling taking place at the National Night Out event on August 6!

On July 26, the Recreation division hosted the first "Family Fun Night" event, which drew approximately 350 to the Turlock Regional Sports Complex for free family activities for the community to enjoy.



BEFORE/AFTER SCHOOL & SUMMER PROGRAMS

- Our Summer Camp program, located at Pitman High School, concluded with participants at this camp enjoying enriching recreational activities, food, socials, games, arts and crafts.
- City Council approved an agreement with the Turlock Unified School District (TUSD) for the implementation of the Expanded Learning Opportunity Programs (ELOP) for the 2024-2025 school year. This partnership allows the program to expand, now offering 11 additional ELOP programs; ELOP programs are offered at no charge to TUSD families.
- Staff conducted ongoing recruitment efforts in anticipation of the start of the school year; it is necessary to have over 100 part-time Recreation Leaders on staff during this time.
- The 2024-2025 school year will have three after-school programs offered daily: ASES (After School Education and Safety), PLAY (Positive Leisurely Activities for Youth), and ELOP across all TUSD sites and Denair Elementary Charter Academy .

CLASSES, SPORTS, AND TOURNAMENTS

We've had our last day of swim lessons, which ran for 8 weeks this summer at both Turlock and Pitman High School. T.A.P.O. (Turlock Associated Police Officers) and Transit sponsored free pool days for the community this summer!

In addition to swim lessons and the Rec Swim programs, staff operated many programs in July including Adult softball, Self-Defense, Tiny Tots, T-Ball, Pickleball, Track, Water Aerobics, with many more on the way for the Fall.

Tournaments took place at Pedretti Park in July, including two run by the National Softball SA).

WQC TREATMENT PLANT

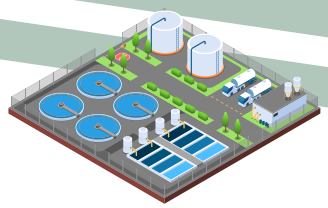

MONTHLY SAFETY TRAININGS			
WEEK	OSHA SAFETY TOPIC	TRAINING VIDEO	CRAIG SAFETY HANDOUT
24	Heat Stress	https://www.youtube.com/watch?v=5hSpMdlXZw0	Heat Stress
25	Insect Bites & Stings	https://www.youtube.com/watch?v=9JA4J2YBXJk	Insect Bites & Stings
26	Confined Space	https://www.youtube.com/watch?v=01G7uIjHoK4	Confined Space
27	Unhealthy Air Quality	https://www.youtube.com/watch?v=mdYUZZgP9Uo	Unhealthy Air Quality

DIVISION UPDATES

LABORATORY HIGHLIGHTS

- **WIMS/Rio** – Staff continue to update variables, build reports, and enter data in WIMS, the information management software, as well as Rio, the data collection software that interfaces with WIMS. All field data collected by Operations staff is going directly into the Rio mobile app without requiring transfer from pen and paper. The majority of the lab data generated by Laboratory staff is also being input into WIMS. Staff have created Rio spreadsheets in order to utilize the software for tracking industrial data, and ECI staff will begin using WIMS once the Pretreatment facility is fully set up. Utilities staff are inputting a large volume of field data into Rio to assist with data management as field testing requirements have become more of a focus. The goal of using Rio for all divisions is to streamline the data collection and reporting process while enhancing traceability. Upcoming projects within WIMS and Rio: 1) Rio Sample Manager – this module will allow a sample schedule to be built into Rio. By having sample dates and times tied directly to the samples and by keeping due dates and field data entry in one place, this will enhance traceability and efficiency. 2) Pretreatment capacity evaluation reports – having these capacity evaluation reports generate automatically in WIMS will streamline workflow by minimizing hand calculations being performed by staff. These reports will provide informational updates to industrial users about current TSS loading, BOD loading, purchase capacity, and reserve capacity. May's billing data will be assessed side-by-side (traditional entry vs. WIMS) to evaluate the current status of the WIMS pretreatment program updates.

- ·Healthy Central Valley Together wastewater surveillance – Wastewater surveillance testing for pathogens of public health concern continues (see attachments for local results from the past 3 months). Sample analysis and surveillance is conducted by the WastewaterSCAN program. Samples are collected 3 times a week and taken by courier to Verily lab for analysis. Samples are analyzed for infectious disease targets such as SARS-CoV-2 (COVID-19), RSV, Influenza A & B, Norovirus, and Rotavirus.
- ·ELAP Certification Renewal Approved – The Lab's ELAP certification renewal application was accepted. The application process is conducted on a biannual basis and involves submitting the lab QA manual, a completed application form, all acceptable PT testing results for all requested fields of accreditation, and a third-party inspection report with all corresponding acceptable corrective action reports. This application must be submitted at least 90 days prior to the current lab certification expiration date. The new ELAP certificate is valid through 9/30/26.
- ·Ammonia Method Cost Analysis & Removal from ELAP Certification – After the ELAP renewal application approval, the lab performed a cost analysis focused on performing weekly compliance effluent ammonia analysis in-house (the current method) vs. sending the analysis out to an ELAP certified contract lab. Because of the TNI requirements the lab is beholden to, each method the lab is accredited for requires additional QA/QC measures, including but not limited to: auditing the method on a predetermined schedule, an annual MDL study, annual SOP review, annual proficiency testing and demonstrations of capability, tracking of purchased reagents and equipment, and ongoing data review. These QA/QC practices add time and additional resources spent to the base cost of the ammonia analysis. After factoring in the price of equipment, supplies, staff, and maintaining certification for the ammonia method, the cost analysis showed that switching to send-out analysis for the weekly ammonia analysis would result in a cost savings of approximately $21,000 annually. Staff presented these findings to the WQC Manager and received approval to remove the ammonia method from the lab's ELAP certificate. All future compliance ammonia analysis will be sent to a contract lab for analysis.
- ·Biosolids sampling – Summer marks the start of the biosolids season at the TRWQCF, and the first of six biosolids sampling events was conducted. Biosolids are analyzed for metals, several forms of nitrogen, and total and volatile solids. Raw sludge and GBT sludge composite samples were also collected for total and volatile solids analysis.

MONTHLY LAB ANALYSIS										
TYPE	WASTEWATER		DRINKING WATER		NEW CONSTRUCTION		INDUSTRY		LIQUID WASTE HAULER	
WEEK	# Samples	# Analyses	# Samples	# Analyses	# Samples	# Analyses	# Samples	# Analyses	# Samples	# Analyses
24	104	1,180	40	61	11	40	17	178	2	10
25	103	1,193	30	44	27	85	38	389	6	30
26	97	997	21	23	4	12	21	216	3	15
27	104	1,412	21	23	41	133	6	78	3	15
TOTALS	408	4,782	112	151	83	270	82	861	14	70
COMMENTS	• Monthly WW Sampling - Week 24 & 26 • Biosolids Sampling - Week 25 • Sentinel Metals & HPC Sampling - Week 26 & 27									

MONTHLY TRAININGS, WEBINARS, & MEETINGS	
WEEK	TOPIC
24	• Heat Illness Prevention
25	• Healthy Central Valley Together (HCTV) Wastewater Meeting
26	• WastewaterSCAN Stakeholder Meeting • From Contamination to Clarity: Finalizing the PFA's Drinking Water Regulation Webinar • Laboratory Basics: Dilutions & Reading Results (IDEXX Webinar)
27	• Workplace Violence Prevention Plan - Mandatory Training

ENVIRONMENTAL COMPLIANCE

- **Blue Diamond Process Update** – ECI staff has been working closely with Blue Diamond (BD) staff as they update their process. This update will potentially lower the loading of the waste discharge sent from the BD plant to the WWTP. ECI staff set up a new sampling station for composite sample collection and assisted the BD Environmental Manager with representative sample collection and system "fine-tuning".

- **Meetings & Trainings** – Staff attended the following meetings and trainings:
  - CWEA Student and Young Processionals meeting
  - Bluebeam Plan Review
  - CWEA Safety Committee meeting
  - CWEA Mentor/Mentee Program with Dr. Mentor and Mentoring Workgroup
  - CWEA Safety Committee: 5 steps to a safe evacuation and gas monitoring training
  - Jackson Mitchell Water Savings Award Ceremony

- ECI staff collected 82 SIU samples which were brought to the lab for analysis (pH, EC, TDS, TSS, & BOD). Sample information, including autosampler temperature and composite sample pH, was input into Rio.

- ECI staff collected 14 liquid waste hauler (LWH) samples which were brought to the lab for analysis (pH, EC, TDS, total solids, volatile solids). LWH data was tracked and input.

- ECI staff completed annual pH and quarterly electrical conductivity compliance monitoring at 18 SIUs.

Monthly Environmental Compliance Totals				
Type	**Inspections/ Site Visits/ NOVs**	**Pre-Development/ Planning/ Meetings**	**Data Entry/ Reports**	**Grease/Sand & Oil Interceptors**
Totals	7	19	10	0
Type	**Compliance SIU Samples**	**Grab Samples/ Process Control**	**FOG/pH/EC Compliance**	**Maintenance/ Cleaning**
Totals	84	0	36	60

ATTACHMENTS

WastewaterSCAN Data – Last 3 Months

Data for last 3 months 04/02/2024 - 07/02/2024 (91 days)

SARS-CoV-2 Low

Downward trend in the last 21 days and low concentration

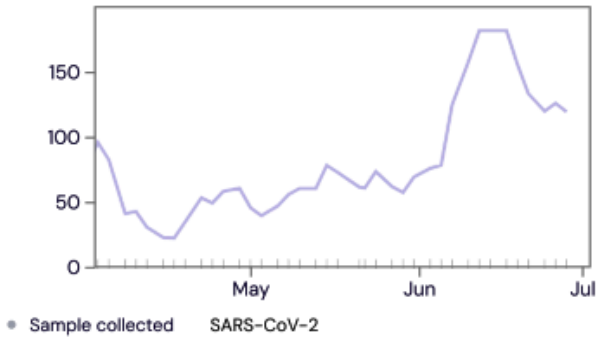

Respiratory syncytial virus (RSV) Low

Pathogen is seasonal and not in onset

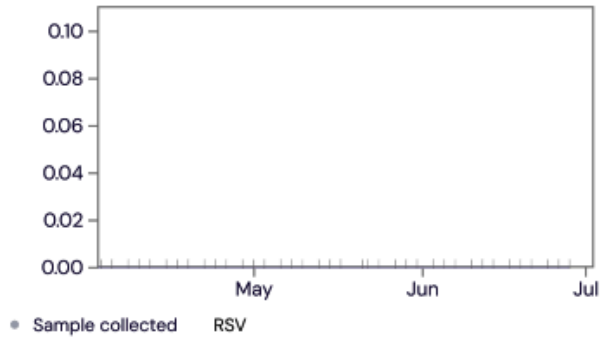

Influenza A Low

Pathogen is seasonal and not in onset

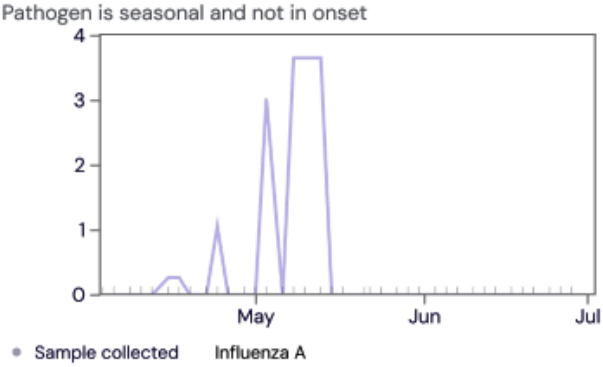

Influenza B Low

Pathogen is seasonal and not in onset

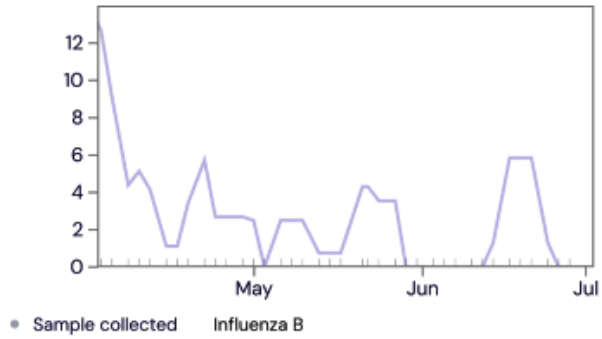

Human Metapneumovirus Low

Pathogen is seasonal and not in onset

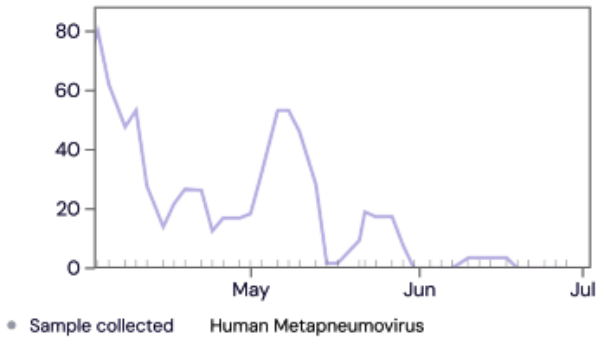

Norovirus Medium

Downward trend in the last 21 days and medium concentration

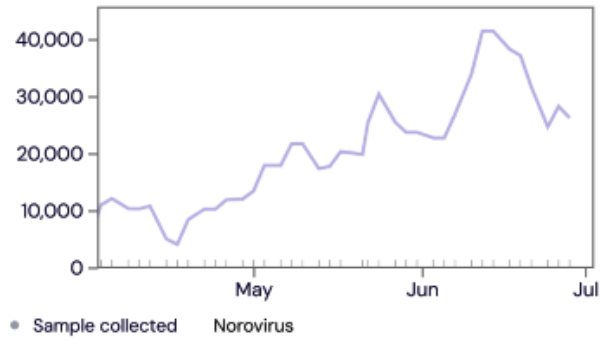

Mpox Low

0 out of 5 samples in the past 10 days were positive

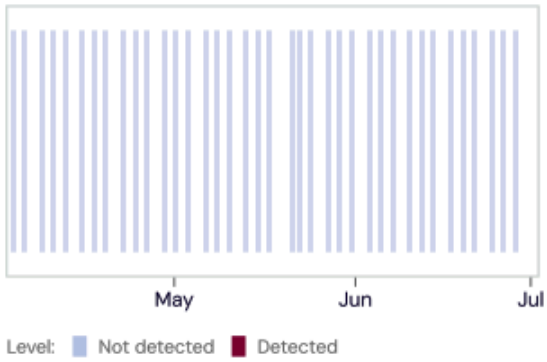

Rotavirus Low

No trend in the last 21 days and low concentration

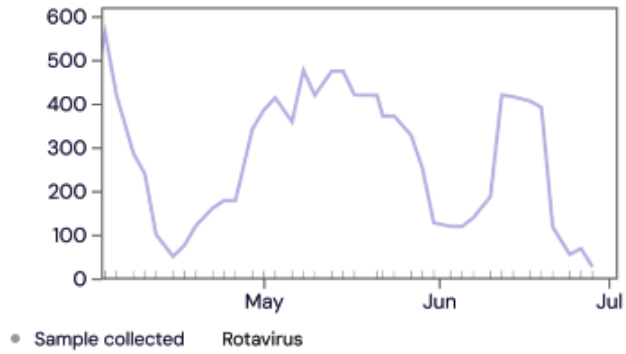

EVD68 Low

0 out of 5 samples in the past 10 days were positive

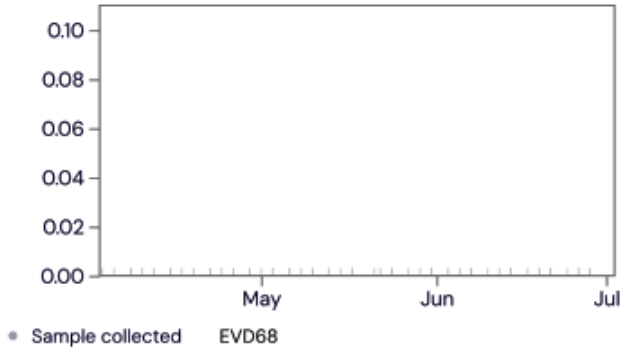

Candida auris Low

0 out of 5 samples in the past 10 days were positive

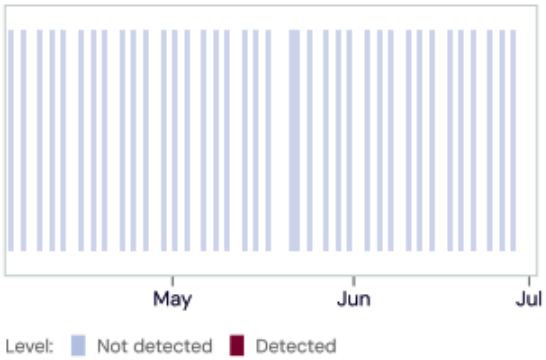

Hepatitis A Low

0 out of 5 samples in the past 10 days were positive

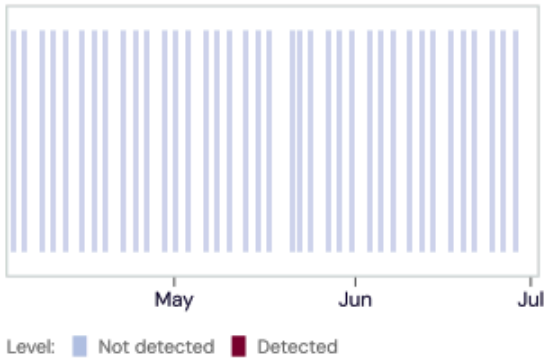

All charts show quantity of nucleic-acids, PMMoV Normalized (x1 million)

UTILITIES

WATER

17	Water Leaks
1	Water Taps/ New Service
36	Meter Repair/ Replace/Install
22	Operational Well Checks
15	Off-Line Well Checks
16	Irrigation Wells
9	Water Storage Tanks Checked
124	City bac-t Samples Collected
62	Occupancy Inspections

SEWER

16,780 FEET	Total Sewer Footage Cleaned
10	Sewer Plugs
6	Sewer Lift Stations Cleaned
6	Clean Outs Installed
1	Sewer Main Repairs

STORM

11	Catch Basins Cleaned
24	Storm Pumps Checked

FUTURE PROJECTS

- Continue with grid directional flushing
- Read, repair, and replace meters for Finance
- Oversee and sample for water main replacement project and new construction
- T.V. and clean lines after repaving project
- Catch up on installing clean-outs and replacing sewer services where needed
- Start storm assessment cleaning

A contractor broke the saddle on two main water lines on Pedras Road



Water main line burst during AB construction of roadway on Pedras & Julia Road

Car vs. fire hydrant at the corner of C Street and Lander Avenue

New tie-in to the water main on High Street & Lane Street.

Installed new sewer clean-out on El Capitan Dr.

Eddo Way: Repaired a water meter leak on the city-side

Installed new sewer clean-out at a different location on El Capitan Dr.

Installed a new clean-out and sewer lateral up to the main on Carriage Ct.

Sewer lateral replaced due to backups on Xavier Avenue.

REGULATORY AFFAIRS

Solid Waste

- Corrective Action Plan (CAP) - last task report submitted
  - Cal Recycle finalized CAP closure
  - Cal Recycle sent official (JACE) letter to review compliance process
- SB 1383 Food Generators & Donators
  - Staff Working to comply by 12/2023 for Tier 1 & Tier 2 generators/donators
    - R3 is contracted to assist with compliance
      - Met with consultant to continue developing a work plan
- Working with R3 on rate increase for Solid Waste
  - Scheduled date to review
- Working with R3 to conduct study to justify franchise agreement
  - R3 will schedule date for a meeting to review the agreement
- Procurement/Purchasing Policy revision
  - Finance reviewing final draft
    - Going to City Council to adopt in August 2024

Water

- CAIR – RA team submitted to State
- 123 TCP Q2 Corrective Action Plan (CAP)
  - Notification sent to the public
- Well 24 - Working to change permit status from Active to Inactive
  - No update
- 123 TCP Grant Application
  - Engineering memo complete and reviewing
    - Schedule meeting to submit to State
- 123 TCP Plume Study
  - Met with Carollo and gathering data information for the study
- Terminal Tank & System Improvements
  - Waiting for DDW to issue final permit to operate improvements
    - No update
- LSLi - Pending operations to identify the remaining on list
  - Operations team completed and RA staff will update list and submit to State
- LCR - RA team reaching out to the city for participants
  - Need +/- 10 samples from participants to complete report
- CCR
  - Submitted to the State and notified the public

REGULATORY AFFAIRS

WQC

- MS4 Business Self Certification Letters for Annual EAR -
  - RA team collecting data from all city departments
- CASQA/SJVWQP - Working with Condor Earth to provide cost benefit analysis for Track 1 & Track 2
  - Working with Condor to get cost estimate to implement trash capture devices in system
- Downtown PCE Mitigation Project - Proposition 1 Grant
  - Grant awarded by DOF
  - Reviewing test well analysis for next step(s)
    - RFP to follow after review
  - Meeting schedule with DOF and State

SRWA

- CAIR - RA team submitted information

OUTREACH

- Health Fair - Emmanuel Hospital

TRAINING

- CASA training scheduled
- Water Efficiency Training scheduled
- Safety Day Training scheduled
- SWANA training scheduled

SRWA
STANISLAUS REGIONAL WATER AUTHORITY

WATER PRODUCTION: JULY 2024

ALL WATER DELIVERED TO CITY OF CERES AND CITY OF TURLOCK MET OR EXCEEDED WATER QUALITY REQUIREMENTS AS MANDATED BY THE STATE OF CALIFORNIA

- City of Ceres - 155.21 million gallons of water delivered
- City of Turlock - 279.88 million gallons of water delivered

MONTHLY TRAININGS, WEBINARS, & MEETINGS

TOPIC

- Fire extinguisher safety
- Two staff members trained in new Forklift certification program

EMPLOYEE STATUS

- Joe McClelland (Intern hire)
- Alex Montez (Promotion from Operator 1 to Operator 2)
- Eric Heaslett Passed D3 test

WOO-HOO'S

- City Council awarded 6 chemical contracts via RFB proposal to various vendors thereby ensuring the City has the resources to maintain public health relative to the Surface Water Treatment Plant
- 213 Days with no loss-time accidents!!!

Agenda Item 11B

Update: 1617 Colorado Avenue